


INTERNATIONAL HYDROGRAPHIC ORGANIZATION



**IHO PUBLICATION S-52**  
**ADDENDUM TO ANNEX A, PART I, USERS' MANUAL**  
**EDITION 4.0.0 (2014)**  
**"S-52 ENC Symbol Catalogue"**

---

**PAPER BASED DESCRIPTION OF SYMBOLS  
FOR USE ON ECDIS**

## Changes Made to Symbol Descriptions in Edition 4.0.0

Thirty-eight symbols have been identified that are depicted with the incorrect line weight. Conspicuous objects are to have a line weight of 0.6 mm and non-conspicuous objects a line weight of 0.3 mm. The following symbols have the correct line weight indicated in the textual description of the symbol, but the graphic shows the symbol either as too thick or too thin. These graphics may be corrected in the future if the required resources become available to accomplish the work. Until then, ECDIS manufacturers must rely on the text to correctly indicate the appropriate line weight

Symbol Name	Reference Number
SY(BUIREL13)	69
SY(BUIREL14)	70
SY(BUIREL15)	71
SY(BUISGL01)	72
SY(CAIRNS01)	74
SY(CHIMNY01)	80
SY(CHIMNY11)	81
SY(DOMES011)	112
SY(DSHAER01)	113
SY(DSHAER11)	114
SY(FLASTK01)	125
SY(FLASTK11)	126
SY(FLGSTF01)	128
SY(FORSTC01)	130
SY(HILTOP11)	145
SY(MONUMT02)	169
SY(MONUMT12)	170
SY(MSTCON04)	173
SY(MSTCON14)	174

Symbol Name	Reference Number
SY(NOTBRD11)	176
SY(POSGEN01)	193
SY(RASCAN01)	207
SY(RASCAN11)	208
SY(RFNERY01)	222
SY(RFNERY11)	223
SY(SILBUI01)	231
SY(TNKCON02)	373
SY(TNKFRM11)	376
SY(TOWERS01)	407
SY(TOWERS02)	408
SY(TOWERS03)	409
SY(TOWERS05)	410
SY(TOWERS12)	411
SY(TOWERS15)	412
SY(WIMCON01)	435
SY(WIMCON11)	436
SY(WNDFRM51)	437
SY(WNDMIL12)	440

Symbol SY(CHDATD01), reference number 591, was added to signify objects that have a date dependent attribute populated, such as DATSTA, DATEND, PERSTA or PEREND.

Four new symbols have been added to signify objects that have been inserted, modified or deleted by an automatic update.

Object Geometry	Symbol Name	Reference Number	Purpose
Point	SY(CHRVDEL1)	592	object has been deleted
Point	SY(CHRVID01)	593	object has been inserted or modified
Line or Are	LC(CHRVDEL2)	595	object has been deleted
Line or Area	LC(CHRVID02)	596	object has been inserted or modified

IHO Publication S-52

ENC SYMBOL CATALOGUE

PAPER BASED DESCRIPTION OF SYMBOLS FOR USE ON ECDIS

1. Point Symbols and Centered Area Symbols .....	1
2. Complex Linestyles .....	475
3. Area Pattern .....	531

DRAFT

Page intentionally left blank

DRAFT

# 1. Point Symbols and Centered Area Symbols

DRAFT

Page intentionally left blank

DRAFT

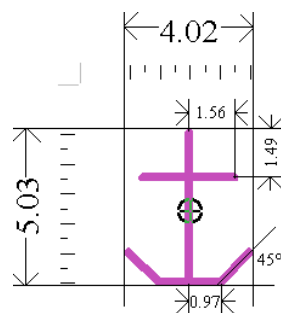
Symbol Name:	SY(ACHARE02)	RN: 1
--------------	--------------	-------

Symbol Explanation: anchorage area as a point at small scale, or anchor points of mooring trot at large scale

Look up table affected: paper chart point symbols  
 area symbols with plain boundaries  
 simplified point symbols  
 area symbols with symbolized boundaries

Pivot Point Column: 2.06  
 Pivot Point Row: 2.63

Width of Bounding Box: 4.02  
 Height of Bounding Box: 5.03


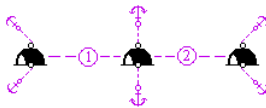


Symbol Colours:  CHMGD

Comments: Line weight 0.3 mm

Examples on ENC: N/A

References:

S57	INT 1	
ACHARE	N 10, N 12.1-9	(N 10) 
OBSTRN	Q 42	

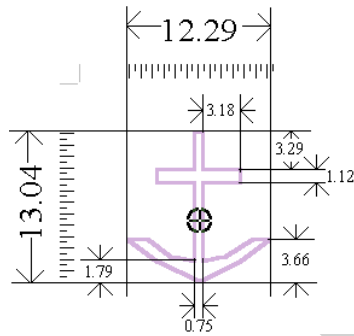
Symbol Name:	SY(ACHARE51)	RN: 2
--------------	--------------	-------

Symbol Explanation: anchorage area

Look up table affected: area symbols with plain boundaries  
area symbols with symbolized boundaries

Pivot Point Column: 6.29  
Pivot Point Row: 7.79

Width of Bounding Box: 12.29  
Height of Bounding Box: 13.04

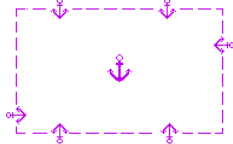


Symbol Colours:  CHMGF

Comments: Line weight 0.3 mm

Examples on ENC: N/A

References:

S57		INT 1
ACHARE (centred symbol)	N 12.1-9	(N 12.1) 



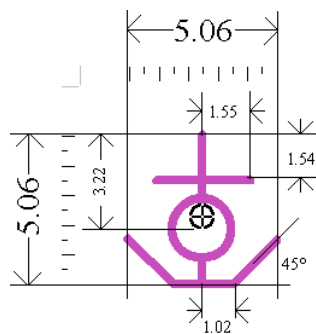
Symbol Name:	SY(ACHBRT07)	RN: 3
--------------	--------------	-------

Symbol Explanation: designated anchor berth for a single vessel

Look up table affected: paper chart point symbols  
area symbols with plain boundaries  
simplified point symbols  
area symbols with symbolized boundaries

Pivot Point Column: 2.54  
Pivot Point Row: 2.79

Width of Bounding Box: 5.06  
Height of Bounding Box: 5.06




Symbol Colours:  CHMGD

Comments: Line weight 0.3 mm  
Circle diameter 2.02 mm

Examples on ENC: N/A

References:

S57		INT 1
ACHBRT	N 11.1, 11.2	(N 11.1) 

Symbol Name:	SY(ACHRES51)	RN: 4
--------------	--------------	-------

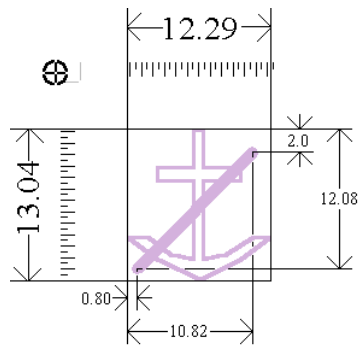
Symbol Explanation: area where anchoring is prohibited or restricted

Look up table affected: N/A

Called by CSP etc.: CSP RESARE04 Continuation B,  
CSP RESCSP02 Continuation B

Pivot Point Column: -6.40  
Pivot Point Row: -5.13

Width of Bounding Box: 12.29  
Height of Bounding Box: 13.04



Symbol Colours:  CHMGF

Comments: Line weight 0.3 mm / 0.9 mm  
Other symbol dimensions like SY(ACHARE51)

Examples on ENC: N/A

References:

S57		INT 1
RESARE	N 20	

Symbol Name:	SY(ACHRES61)	RN: 5
--------------	--------------	-------

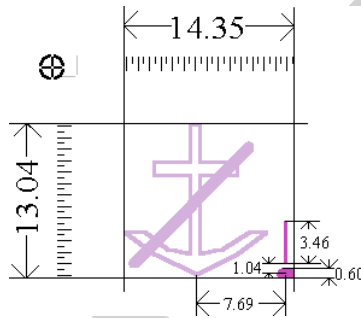
Symbol Explanation: area where anchoring is prohibited or restricted, with other cautions

Look up table affected: N/A

Called by CSP etc.: CSP RESARE04 Continuation B,  
CSP RESCSP02 Continuation B

Pivot Point Column: -6.40  
Pivot Point Row: -5.13

Width of Bounding Box: 14.35  
Height of Bounding Box: 13.04



Symbol Colours:  CHMGF  
 CHMGD

Comments: Line weight 0.3mm / 0.9 mm;  
Other symbol dimensions like SY(ACHRES51);  
The "!" at bottom right indicates that further cautions are available about the nature of the restriction.

Examples on ENC: N/A

References:

S57		INT 1
RESARE	N 20	

Symbol Name:	SY(ACHRES71)	RN: 6
--------------	--------------	-------

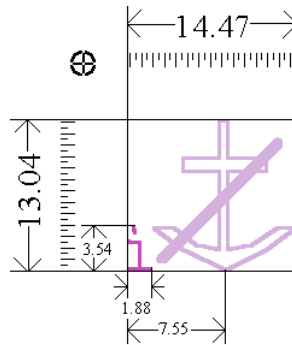
Symbol Explanation: area where anchoring is prohibited or restricted, with other information

Look up table affected: N/A

Called by CSP etc.: CSP RESARE04 Continuation B,  
CSP RESCSP02 Continuation B

Pivot Point Column: -4.22  
Pivot Point Row: -5.13

Width of Bounding Box: 14.47  
Height of Bounding Box: 13.04

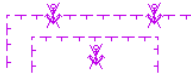


Symbol Colours:  CHMGF  
 CHMGD

Comments: Line weight 0.3 mm / 0.9 mm;  
Other symbol dimensions like SY(ACHRES51);  
The “1” at bottom left indicates that further information is available about the nature of the restriction.

Examples on ENC: N/A

References:

S57	INT 1
RESARE	N 20 

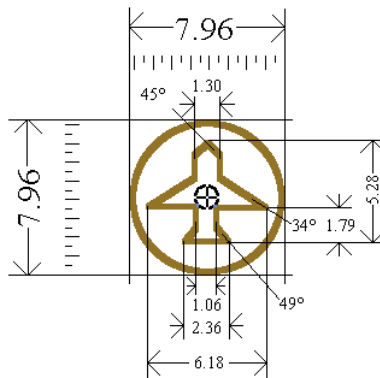
Symbol Name:	SY(AIRARE02)	RN: 7
--------------	--------------	-------

Symbol Explanation: symbol for airport as a point

Look up table affected: paper chart point symbols  
simplified point symbols

Pivot Point Column: 3.98  
Pivot Point Row: 3.98

Width of Bounding Box: 7.96  
Height of Bounding Box: 7.96




Symbol Colours:  LANDF

Comments: Line weight 0.3 mm  
Circle diameter 7.96 mm

Examples on ENC: N/A

References:

S57		INT 1
AIRARE	D 17	

Symbol Name:

SY(BCNCAR01)

RN: 16

Symbol Explanation: cardinal beacon, north, simplified

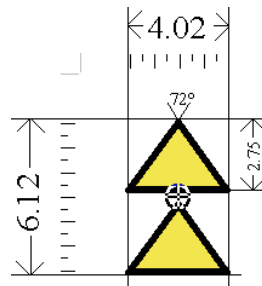
Look up table affected: simplified point symbols

Pivot Point Column: 2.00

Pivot Point Row: 3.05

Width of Bounding Box: 4.02

Height of Bounding Box: 6.12



Symbol Colours:



Comments: Line weight 0.3 mm

Examples on ENC: N/A

References:

S57	INT 1
BCNCAR	Q 130.3

Symbol Name:	SY(BCNCAR02)	RN: 17
--------------	--------------	--------

Symbol Explanation: cardinal beacon, east, simplified

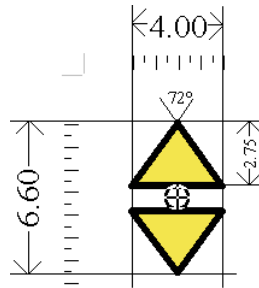
Look up table affected: simplified point symbols

Pivot Point Column: 2.00

Pivot Point Row: 3.30

Width of Bounding Box: 4.00

Height of Bounding Box: 6.60



Symbol Colours:

- OUTLW
- CHYLW

Comments: Line weight 0.3 mm

Examples on ENC: N/A

References:

S57	INT 1
BCNCAR	Q 130.3

Symbol Name:	SY(BCNCAR03)	RN: 18
--------------	--------------	--------

Symbol Explanation: cardinal beacon, south, simplified

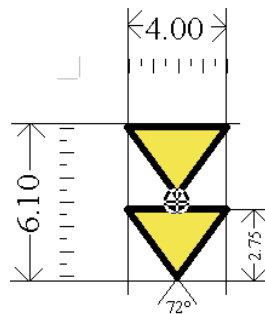
Look up table affected: simplified point symbols

Pivot Point Column: 2.00

Pivot Point Row: 3.05

Width of Bounding Box: 4.00

Height of Bounding Box: 6.10



Symbol Colours:



Comments: Line weight 0.3 mm

Examples on ENC: N/A

References:

S57	INT 1
BCNCAR	Q 130.3



Symbol Name:	SY(BCNCAR04)	RN: 19
--------------	--------------	--------

Symbol Explanation: cardinal beacon, west, simplified

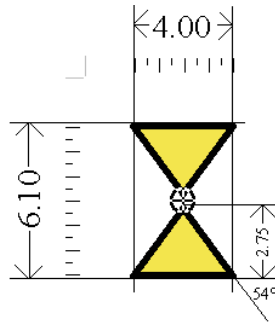
Look up table affected: simplified point symbols

Pivot Point Column: 2.00

Pivot Point Row: 3.05

Width of Bounding Box: 4.00

Height of Bounding Box: 6.10



Symbol Colours:



Comments: Line weight 0.3 mm

Examples on ENC: N/A

References:

S57		INT 1
BCNCAR	Q 130.3	

Symbol Name:	SY(BCNDEF13)	RN: 20
--------------	--------------	--------

Symbol Explanation: default symbol for a beacon, simplified

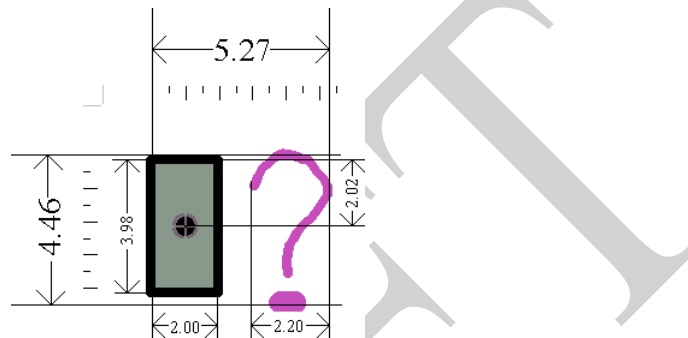
Look up table affected: simplified point symbols

Pivot Point Column: 1.03

Pivot Point Row: 2.18

Width of Bounding Box: 5.27

Height of Bounding Box: 4.46



Symbol Colours:

- CHMGD
- CHGRD
- OUTLW

Comments: Line weight (question mark) 0.3 mm; line weight (question mark dot) 0.6 mm  
Line weight 0.3 mm  
Point diameter 0.6 mm

Examples on ENC: N/A

References:

S57	INT 1
BCNCAR	Q 130.3
BCNLAT	Q 91-92;130.1
BCNSPP	Q 120-125; 130.6
BCNISD	Q 130.4
BCNSAW	Q 130.5

Symbol Name:	SY(BCNGEN01)	RN: 21
--------------	--------------	--------

Symbol Explanation: beacon in general, paper-chart

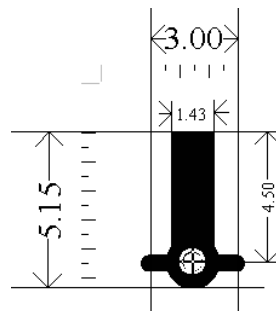
Look up table affected: paper chart point symbols

Pivot Point Column: 1.50

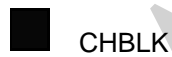
Pivot Point Row: 4.50

Width of Bounding Box: 3.00

Height of Bounding Box: 5.15



Symbol Colours:



Comments:

Line weight 0.6 mm  
Circle diameter 1.3 mm

Examples on ENC:

N/A

References:

S57		INT 1
BCNCAR	Q 130.3	
BCNISD	Q 130.4	
BCNLAT	Q 91-92;130.1	
BCNSAW	Q 130.5	
BCNSPP	Q 120-125; 130.6	

Symbol Name:	SY(BCNGEN03)	RN: 22
--------------	--------------	--------

Symbol Explanation: default symbol for beacon, paper-chart

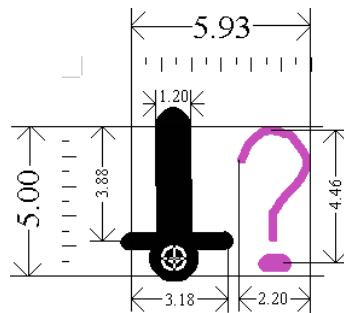
Look up table affected: paper chart point symbols

Pivot Point Column: 1.50

Pivot Point Row: 4.46

Width of Bounding Box: 5.93

Height of Bounding Box: 5.00



Symbol Colours:

- CHMGD
- CHBLK

Comments:

- Line weight (question mark) 0.3 mm; line weight (question mark dot) 0.6 mm
- Line weight (beacon horizontal bar) 0.6 mm;
- Line weight (beacon vertical bar) 1.2 mm
- Circle diameter 1.08 mm

Examples on ENC: N/A

References:

S57		INT 1
BCNCAR	Q 130.3	
BCNISD	Q 130.4	
BCNLAT	Q 91-92;130.1	
BCNSAW	Q 130.5	
BCNSPP	Q 120-125; 130.6	

Symbol Name:	SY(BCNISD21)	RN: 23
--------------	--------------	--------

Symbol Explanation: isolated danger beacon, simplified

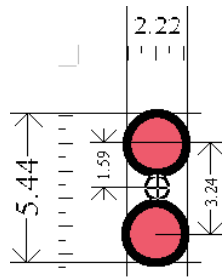
Look up table affected: simplified point symbols

Pivot Point Column: 1.12

Pivot Point Row: 2.69

Width of Bounding Box: 2.22

Height of Bounding Box: 5.44



Symbol Colours:

- OUTLW
- CHRED

Comments: Circle line weight 0.3 mm; circle diameter 2.2 mm

Examples on ENC: N/A

References:

S57	INT 1
BCNISD	Q 83; 130.4

Symbol Name:	SY(BCNLAT15)	RN: 24
--------------	--------------	--------

Symbol Explanation: major lateral beacon, red, simplified

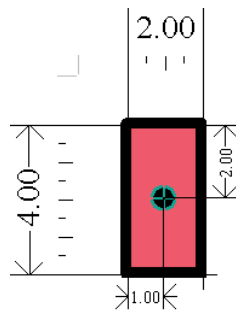
Look up table affected: simplified point symbols

Pivot Point Column: 1.00

Pivot Point Row: 2.00

Width of Bounding Box: 2.00

Height of Bounding Box: 4.00



Symbol Colours:



Comments:

Line weight 0.3 mm  
Point diameter 0.6 mm

Examples on ENC:

N/A

References:

S57	INT 1
BCNLAT	Q 130.1

Symbol Name:	SY(BCNLAT16)	RN: 25
--------------	--------------	--------

Symbol Explanation: major lateral beacon, green, simplified

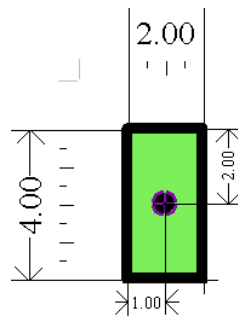
Look up table affected: simplified point symbols

Pivot Point Column: 1.00

Pivot Point Row: 2.00

Width of Bounding Box: 2.00

Height of Bounding Box: 4.00



Symbol Colours:  CHGRN  
 OUTLW

Comments: Line weight 0.3 mm  
Point diameter 0.6 mm

Examples on ENC: N/A

References:

S57		INT 1
BCNLAT	Q 130.1	

Symbol Name:	SY(BCNLAT21)	RN: 26
--------------	--------------	--------

Symbol Explanation: minor lateral beacon, red, simplified

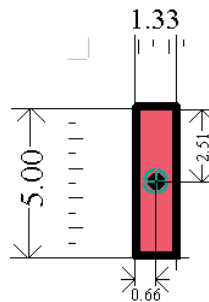
Look up table affected: simplified point symbols

Pivot Point Column: 0.66

Pivot Point Row: 2.51

Width of Bounding Box: 1.33

Height of Bounding Box: 5.00



Symbol Colours:



Comments:

Line weight 0.3 mm  
Point diameter 0.6 mm

Examples on ENC:

N/A

References:

S57	INT 1
BCNLAT	Q 91-92 ;130.1



Symbol Name:	SY(BCNLAT22)	RN: 27
--------------	--------------	--------

Symbol Explanation: minor lateral beacon, green, simplified

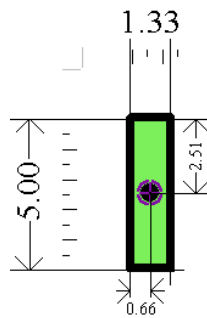
Look up table affected: simplified point symbols

Pivot Point Column: 0.66

Pivot Point Row: 2.51

Width of Bounding Box: 1.33

Height of Bounding Box: 5.00



Symbol Colours:

- OUTLW
- CHGRN

Comments:

Line weight 0.3 mm  
Point diameter 0.6 mm

Examples on ENC:

N/A

References:

S57		INT 1
BCNLAT	Q 91-92 ;130.1	

Symbol Name:

SY(BCNLTC01)

RN: 28

Symbol Explanation: lattice beacon, paper-chart

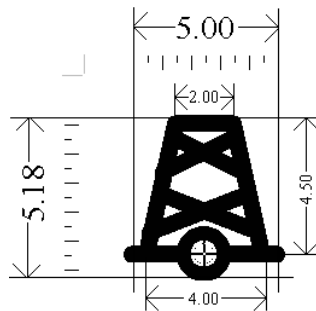
Look up table affected: paper chart point symbols

Pivot Point Column: 2.50


Pivot Point Row: 4.50

Width of Bounding Box: 5.00

Height of Bounding Box: 5.18



Symbol Colours:



Comments:

Line weight 0.6 mm  
Circle diameter 1.36 mm

Examples on ENC:

N/A

References:

S57	INT 1
BCNCAR	Q 130.3
BCNISD	Q 130.4
BCNLAT	Q 91-92;130.1
BCNSAW	Q 130.5
BCNSPP	Q 130.6
BCNxxx	Q 111

Symbol Name:	SY(BCNSAW13)	RN: 29
--------------	--------------	--------

Symbol Explanation: major safe water beacon, simplified

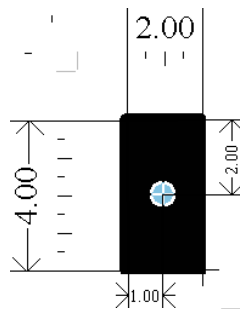
Look up table affected: simplified point symbols

Pivot Point Column: 1.00

Pivot Point Row: 2.00

Width of Bounding Box: 2.00

Height of Bounding Box: 4.00



Symbol Colours:

- CHBLK (outline)
- OUTLW
- DEPVS (fill colour of centred point)

Comments: Line weight 0.3 mm  
Point diameter 0.6 mm

Examples on ENC: N/A

References:

S57		INT 1
BCNSAW	Q 130.5	

Symbol Name:	SY(BCNSAW21)	RN: 30
--------------	--------------	--------

Symbol Explanation: minor safe water beacon, simplified

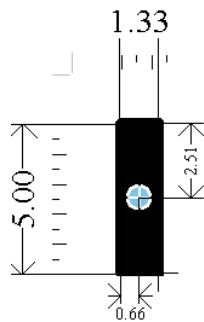
Look up table affected: simplified point symbols

Pivot Point Column: 0.66

Pivot Point Row: 2.51

Width of Bounding Box: 1.33

Height of Bounding Box: 5.00



Symbol Colours:

- OUTLW (outline)
- CHBLK
- DEPVS (fill colour of centred point)

Comments: Line weight 0.3 mm  
Point diameter 0.6 mm

Examples on ENC: N/A

References:

S57	INT 1
BCNSAW	Q 130.5

Symbol Name:	SY(BCNSPP13)	RN: 31
--------------	--------------	--------

Symbol Explanation: major special purpose beacon, simplified

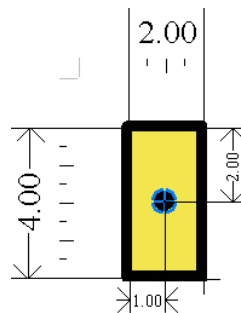
Look up table affected: simplified point symbols

Pivot Point Column: 1.00

Pivot Point Row: 2.00

Width of Bounding Box: 2.00

Height of Bounding Box: 4.00



Symbol Colours:



Comments: Line weight 0.3 mm  
Point diameter 0.6 mm

Examples on ENC: N/A

References:

S57	INT 1
BCNSPP	Q 130.6

Symbol Name:	SY(BCNSPP21)	RN: 32
--------------	--------------	--------

Symbol Explanation: minor special purpose beacon, simplified

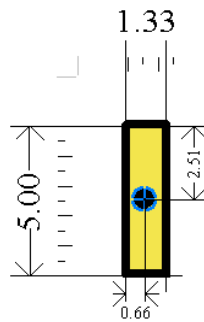
Look up table affected: simplified point symbols

Pivot Point Column: 0.66

Pivot Point Row: 2.51

Width of Bounding Box: 1.33

Height of Bounding Box: 5.00



Symbol Colours:

- OUTLW
- CHYLW

Comments: Line weight 0.3 mm  
Point diameter 0.6 mm

Examples on ENC: N/A

References:

S57		INT 1
BCNSPP	Q 130.6	

Symbol Name:	SY(BCNSTK02)	RN: 33
--------------	--------------	--------

Symbol Explanation: minor, stake or pole beacon, paper-chart

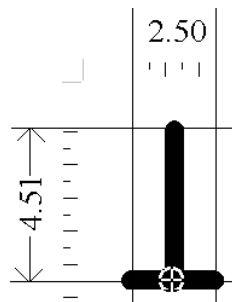
Look up table affected: paper chart point symbols

Pivot Point Column: 1.25

Pivot Point Row: 4.51

Width of Bounding Box: 2.50

Height of Bounding Box: 4.51



Symbol Colours:  CHBLK

Comments: Line weight 0.6 mm

Examples on ENC: N/A

References:

S57	INT 1
BCNCAR	Q 130.3
BCNISD	Q 130.4
BCNLAT	Q 91-92;130.1
BCNSAW	Q 130.5
BCNSPP	Q 130.6

Symbol Name:

SY(BCNTOW01)

RN: 34

Symbol Explanation: beacon tower, paper-chart

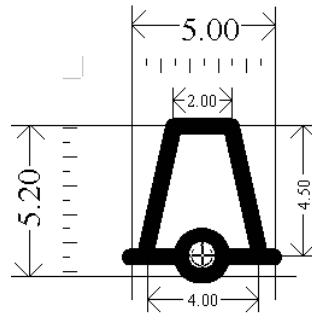
Look up table affected: paper chart point symbols

Pivot Point Column: 2.50


Pivot Point Row: 4.50

Width of Bounding Box: 5.00

Height of Bounding Box: 5.20



Symbol Colours:



Comments:

Line weight 0.6 mm  
Circle diameter 1.40 mm

Examples on ENC:

N/A

References:

S57	INT 1
BCNCAR	Q 130.3
BCNISD	Q 130.4
BCNLAT	Q 91-92;130.1
BCNSAW	Q 130.5
BCNSPP	Q 130.6
BCNxxx	Q 110



Symbol Name:	SY(BLKADJ01)	RN: 523
--------------	--------------	---------

Symbol Explanation: symbol to be used for checking and adjusting the brightness and contrast controls

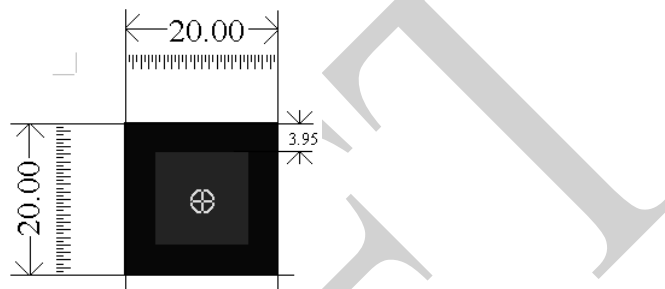
Look up table affected: N/A

Pivot Point Column: 10.33

Pivot Point Row: 10.43

Width of Bounding Box: 20.00

Height of Bounding Box: 20.00



Symbol Colours :  
 BKAJ1  
 BKAJ2

Comments: See PresLib section 8.5.8

Examples on ENC: N/A

References:

S57	INT 1
-----	-------

Symbol Name:	SY(BOYBAR01)	RN: 35
--------------	--------------	--------

Symbol Explanation: barrel buoy, paper-chart

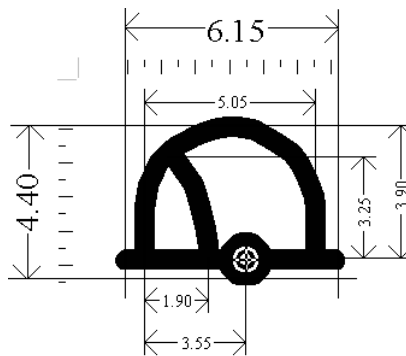
Look up table affected: paper chart point symbols

Pivot Point Column: 3.55

Pivot Point Row: 3.90

Width of Bounding Box: 6.15

Height of Bounding Box: 4.40




Symbol Colours:  CHBLK

Comments: Line weight 0.6 mm  
Circle diameter 1.0 mm

Examples on ENC: N/A

References:

S57		INT 1
BOYSPP	Q 25; 130.6	(Q 25) 

Symbol Name:	SY(BOYCAN01)	RN: 36
--------------	--------------	--------

Symbol Explanation: can buoy, paper-chart

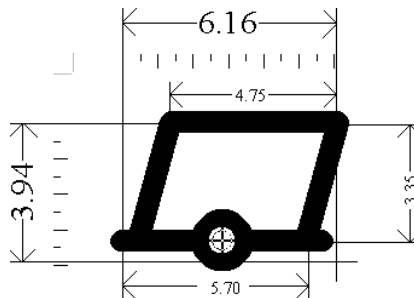
Look up table affected: paper chart point symbols

Pivot Point Column: 2.88

Pivot Point Row: 3.35

Width of Bounding Box: 6.16

Height of Bounding Box: 3.94



Symbol Colours:  CHBLK

Comments: Line weight 0.6 mm  
Circle diameter 1.18 mm

Examples on ENC: N/A

References:

S57	INT 1	
BOYLAT	Q 21; 130.1	
BOYSPP	Q 21; 130.6	(Q 130.6)

Symbol Name:	SY(BOYCAR01)	RN: 37
--------------	--------------	--------

Symbol Explanation: cardinal buoy, north, simplified

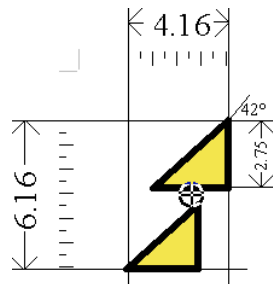
Look up table affected: simplified point symbols

Pivot Point Column: 2.66

Pivot Point Row: 3.13

Width of Bounding Box: 4.16

Height of Bounding Box: 6.16



Symbol Colours:



Comments: Line weight 0.6 mm

Examples on ENC: N/A

References:

S57	INT 1
BOYCAR	Q 130.3

Symbol Name:	SY(BOYCAR02)	RN: 38
--------------	--------------	--------

Symbol Explanation: cardinal buoy, east, simplified

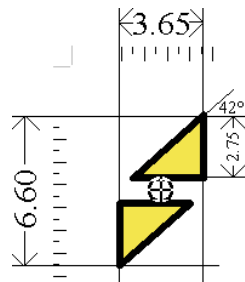
Look up table affected: simplified point symbols

Pivot Point Column: 1.80

Pivot Point Row: 3.30

Width of Bounding Box: 3.65

Height of Bounding Box: 6.60



Symbol Colours:

- OUTLW
- CHYLW

Comments: Line weight 0.6 mm

Examples on ENC: N/A

References:

S57	INT 1
BOYCAR	Q 130.3

Symbol Name:	SY(BOYCAR03)	RN: 39
--------------	--------------	--------

Symbol Explanation: cardinal buoy, south, simplified

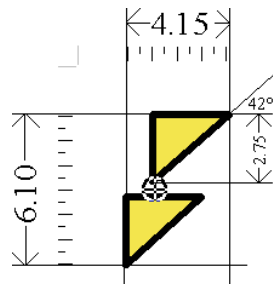
Look up table affected: simplified point symbols

Pivot Point Column: 1.20

Pivot Point Row: 3.05

Width of Bounding Box: 4.15

Height of Bounding Box: 6.10



Symbol Colours:

- OUTLW
- CHYLW

Comments: Line weight 0.6 mm

Examples on ENC: N/A

References:

S57	INT 1
BOYCAR	Q 130.3

Symbol Name:	SY(BOYCAR04)	RN: 40
--------------	--------------	--------

Symbol Explanation: cardinal buoy, west, simplified

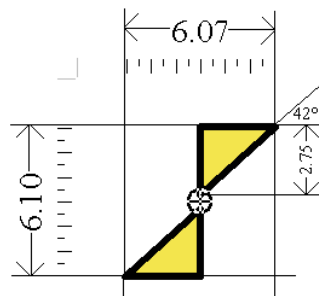
Look up table affected: simplified point symbols

Pivot Point Column: 3.05

Pivot Point Row: 3.05

Width of Bounding Box: 6.07

Height of Bounding Box: 6.10



Symbol Colours:

- OUTLW
- CHYLW

Comments: Line weight 0.6 mm

Examples on ENC: N/A

References:

S57	INT 1
BOYCAR	Q 130.3

Symbol Name:	SY(BOYCON01)	RN: 41
--------------	--------------	--------

Symbol Explanation: conical buoy, paper-chart

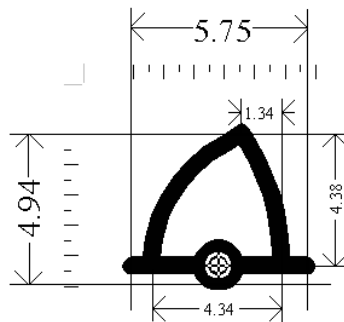
Look up table affected: paper chart point symbols

Pivot Point Column: 2.88

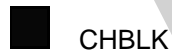
Pivot Point Row: 4.38

Width of Bounding Box: 5.75

Height of Bounding Box: 4.94



Symbol Colours:



Comments:

Line weight 0.6 mm  
Circle diameter 1.12 mm

Examples on ENC:

N/A

References:

S57		INT 1
BOYCAR	Q 130.3	
BOYISD	Q 130.4	
BOYLAT	Q 130.1	
BOYSPP	Q 130.6	
BOYxxx	Q 20; 50-57; 59; 60; 62; 70; 71	(Q 20) △



Symbol Name:	SY(BOYDEF03)	RN: 42
--------------	--------------	--------

Symbol Explanation: default symbol for buoy, simplified

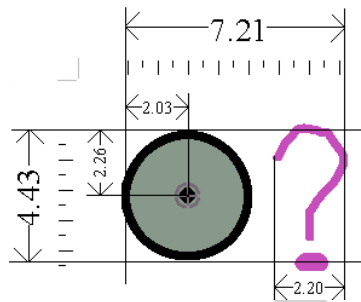
Look up table affected: simplified point symbols

Pivot Point Column: 2.03

Pivot Point Row: 2.26

Width of Bounding Box: 7.21

Height of Bounding Box: 4.43



Symbol Colours:

- CHMGD
- CHGRD
- OUTLW

Comments:

Line weight (question mark) 0.3 mm; line weight (question mark dot) 0.6 mm  
 Line weight 0.3 mm  
 Circle diameter 4.06 mm; circle filled  
 Point diameter 0.6 mm

Examples on ENC:

N/A

References:

S57		INT 1
BOYCAR	Q 130.3	
BOYLAT	Q 130.1	

Symbol Name:

SY(BOYGEN03)

RN: 43

Symbol Explanation: default symbol for buoy, paper-chart

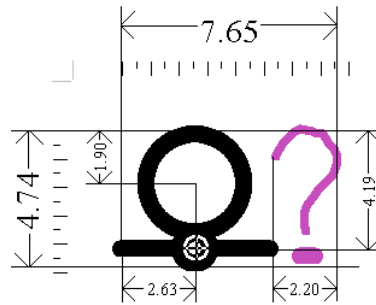
Look up table affected: paper chart point symbols

Pivot Point Column: 2.66

Pivot Point Row: 4.21

Width of Bounding Box: 7.65

Height of Bounding Box: 4.74



Symbol Colours:



CHMGD



CHBLK

Comments:

Line weight (question mark) 0.3 mm; line weight (question mark dot) 0.6 mm  
Line weight 0.6 mm  
Circle diameter 3.46 mm; circle diameter 1.1 mm

Examples on ENC:

N/A

References:

S57		INT 1
BOYCAR	Q 130.3	
BOYISD	Q 130.4	<p>Body: black with red horizontal band(s) Topmark: 2 black spheres</p>
BOYLAT	Q 130.1	
BOYSAW	Q 130.5	<p>Body: red and white vertical stripes Topmark (if any): red sphere</p>
BOYSPP	Q 130.6	<p>Body (shape optional): yellow Top(mark (if any)): yellow X</p>

Symbol Name:	SY(BOYINB01)	RN: 44
--------------	--------------	--------

Symbol Explanation: installation buoy, paper-chart

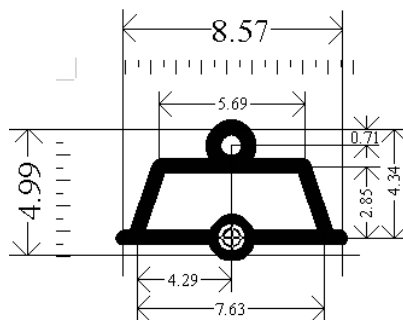
Look up table affected: paper chart point symbols

Pivot Point Column: 4.29

Pivot Point Row: 4.34

Width of Bounding Box: 8.57

Height of Bounding Box: 4.99



Symbol Colours:  CHBLK

Comments: Line weight 0.6 mm  
Upper circle diameter 1.42 mm  
Lower circle diameter 1.3 mm

Examples on ENC: N/A

References:

S57		INT 1
BOYINB	L 16	

Symbol Name:	SY(BOYISD12)	RN: 45
--------------	--------------	--------

Symbol Explanation: isolated danger buoy, simplified

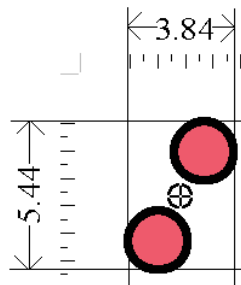
Look up table affected: simplified point symbols

Pivot Point Column: 1.88

Pivot Point Row: 2.71

Width of Bounding Box: 3.84

Height of Bounding Box: 5.44



Symbol Colours:



Comments:

Line weight 0.3 mm  
Circle diameter 2.2 mm

Examples on ENC:

N/A

References:

S57	INT 1	
BOYISD	Q 130.4	<p>Body: black with red horizontal band(s) Topmark: 2 black spheres</p> <p>white light</p>

Symbol Name:	SY(BOYLAT13)	RN: 46
--------------	--------------	--------

Symbol Explanation: conical lateral buoy, green, simplified

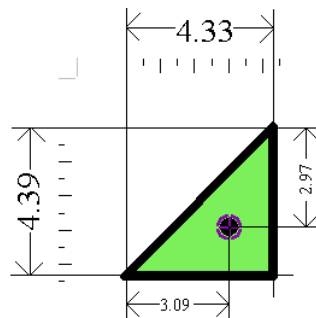
Look up table affected: simplified point symbols

Pivot Point Column: 3.09

Pivot Point Row: 2.97

Width of Bounding Box: 4.33

Height of Bounding Box: 4.39



Symbol Colours:

- CHGRN
- OUTLW

Comments: Line weight 0.3 mm  
Point diameter 0.6 mm

Examples on ENC: N/A

References:

S57		INT 1
BOYLAT	Q 130.1	

Symbol Name:	SY(BOYLAT14)	RN: 47
--------------	--------------	--------

Symbol Explanation: conical lateral buoy, red, simplified

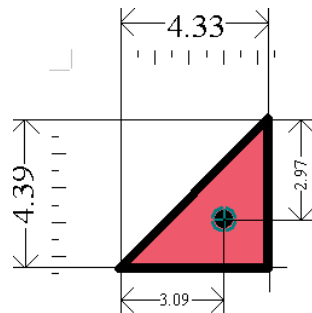
Look up table affected: simplified point symbols

Pivot Point Column: 3.09

Pivot Point Row: 2.97

Width of Bounding Box: 4.33

Height of Bounding Box: 4.39



Symbol Colours:



Comments:

Line weight 0.3 mm  
Point diameter 0.6 mm

Examples on ENC:

N/A

References:

S57	INT 1
BOYLAT	Q 130.1

Symbol Name:	SY(BOYLAT23)	RN: 48
--------------	--------------	--------

Symbol Explanation: can shape lateral buoy, green, simplified

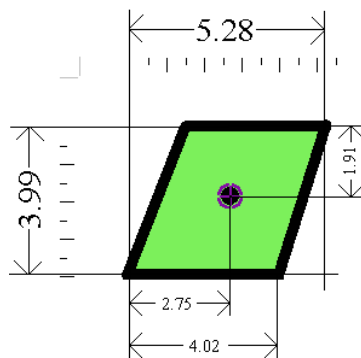
Look up table affected: simplified point symbols

Pivot Point Column: 2.75

Pivot Point Row: 1.91

Width of Bounding Box: 5.28

Height of Bounding Box: 3.99



Symbol Colours:  CHGRN  
 OUTLW

Comments: Line weight 0.3 mm  
Point diameter 0.6 mm

Examples on ENC: N/A

References:

S57		INT 1
BOYLAT	Q 130.1	

Symbol Name:	SY(BOYLAT24)	RN: 49
--------------	--------------	--------

Symbol Explanation: can shape lateral buoy, red, simplified

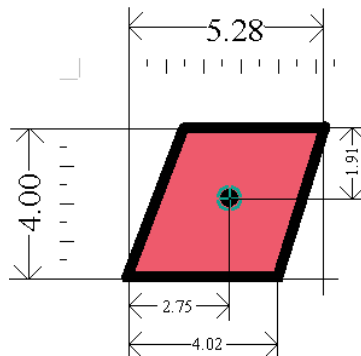
Look up table affected: simplified point symbols

Pivot Point Column: 2.75

Pivot Point Row: 1.91

Width of Bounding Box: 5.28

Height of Bounding Box: 4.00



Symbol Colours:



Comments: Line weight 0.3 mm  
Point diameter 0.6 mm

Examples on ENC: N/A

References:

S57		INT 1
BOYLAT	Q 130.1	



Symbol Name:	SY(BOYMOR01)	RN: 50
--------------	--------------	--------

Symbol Explanation: mooring buoy, barrel shape, paper-chart

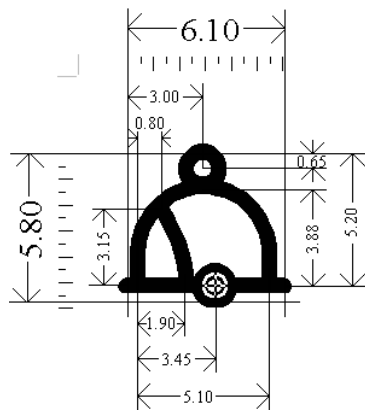
Look up table affected: paper chart point symbols

Pivot Point Column: 3.45

Pivot Point Row: 5.20

Width of Bounding Box: 6.10

Height of Bounding Box: 5.80





Symbol Colours:  CHBLK

Comments: Line weight 0.6 mm  
Upper circle diameter 1.3 mm  
Lower circle diameter 1.2 mm

Examples on ENC: N/A

References:

S57		INT 1
MORFAC	Q 40-43	Q 40  

Symbol Name:	SY(BOYMOR03)	RN: 51
--------------	--------------	--------

Symbol Explanation: mooring buoy, can shape, paper-chart

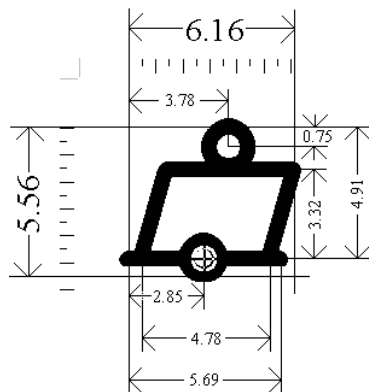
Look up table affected: paper chart point symbols

Pivot Point Column: 2.85

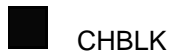
Pivot Point Row: 4.91

Width of Bounding Box: 6.16

Height of Bounding Box: 5.56



Symbol Colours:



CHBLK


Comments:

Line weight 0.6 mm  
Upper circle diameter 1.5 mm  
Lower circle diameter 1.3 mm

Examples on ENC:

N/A

References:

S57		INT 1
MORFAC	Q 40-43	Q 40 

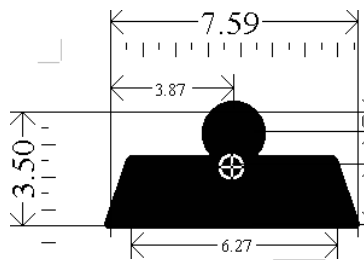
Symbol Name:	SY(BOYMOR11)	RN: 52
--------------	--------------	--------

Symbol Explanation: installation buoy and mooring buoy, simplified

Look up table affected: paper chart point symbols  
simplified point symbols

Pivot Point Column: 3.80  
Pivot Point Row: 1.75

Width of Bounding Box: 7.59  
Height of Bounding Box: 3.50




Symbol Colours:  CHBLK

Comments: Line weight 0.3 mm  
Point diameter 2.02 mm

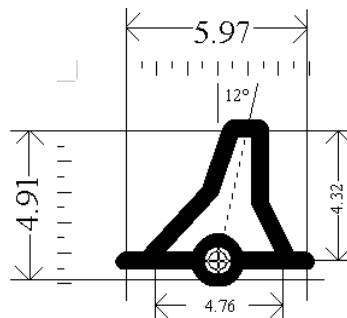
Examples on ENC: N/A

References:

S57		INT 1
BOYINB	L 16	
MORFAC	Q 40-43	


Symbol Name:	SY(BOYPIL01)	RN: 53
--------------	--------------	--------

Symbol Explanation: pillar buoy, paper-chart  
 Look up table affected: paper chart point symbols  
 Pivot Point Column: 3.07  
 Pivot Point Row: 4.32  
 Width of Bounding Box: 5.97  
 Height of Bounding Box: 4.91



Symbol Colours:  CHBLK  
 Comments: Line weight 0.6 mm  
 Circle diameter 1.18 mm  
 Examples on ENC: N/A

References:

S57		INT 1
BOYxxx	Q 23	
BOYCAR	Q 130.3	
BOYISD	Q 130.4	
BOYLAT	Q 130.1	
BOYSAW	Q 130.5	
BOYSPP	Q 130.6	

Symbol Name:	SY(BOYSAW12)	RN: 54
--------------	--------------	--------

Symbol Explanation: safe water buoy, simplified

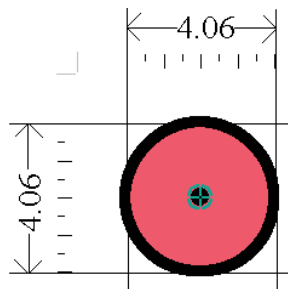
Look up table affected: simplified point symbols

Pivot Point Column: 2.03

Pivot Point Row: 2.03

Width of Bounding Box: 4.06

Height of Bounding Box: 4.06



Symbol Colours:



Comments:

Line weight 0.3 mm; circle diameter 4.06 mm  
Point diameter 0.6 mm

Examples on ENC:

N/A

References:

S57		INT 1
BOYSAW	Q 130.5	

Symbol Name:	SY(BOYSPH01)	RN: 55
--------------	--------------	--------

Symbol Explanation: spherical buoy, paper-chart

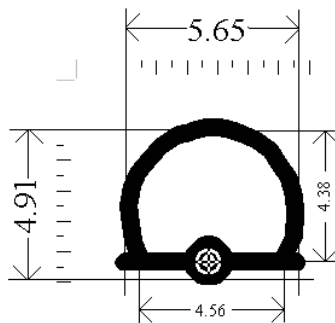
Look up table affected: paper chart point symbols

Pivot Point Column: 2.78

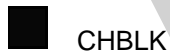
Pivot Point Row: 4.38

Width of Bounding Box: 5.65

Height of Bounding Box: 4.91



Symbol Colours:



Comments:

Line weight 0.6 mm  
Circle diameter 1.06 mm

Examples on ENC:

N/A

References:

S57	INT 1	
BOYxxx	Q 22	
BOYSAW	Q 130.5	
BOYSPP	Q 130.6	

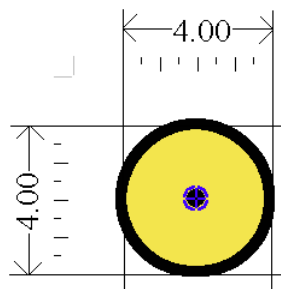
Symbol Name:	SY(BOYSPP11)	RN: 56
--------------	--------------	--------

Symbol Explanation: special purpose buoy, spherical or barrel shaped, or default symbol for special purpose buoy, simplified

Look up table affected: simplified point symbols

Pivot Point Column: 2.00  
Pivot Point Row: 2.00

Width of Bounding Box: 4.00  
Height of Bounding Box: 4.00



Symbol Colours:  CHYLW  
 OUTLW

Comments: Line weight 0.3 mm; circle diameter 4.0 mm  
Point diameter 0.6 mm

Examples on ENC: N/A

References:

S57	INT 1
BOYSPP	Q 50-57; 59; 62; 70; 71; 130.6 Q 130.6 Body (shape optional) : yellow Top[mark (if any) : yellow X FLY yellow light † In special cases yellow can be in conjunction with another colour

Symbol Name:	SY(BOYSPP15)	RN: 57
--------------	--------------	--------

Symbol Explanation: special purpose TSS buoy marking the starboard side of the traffic lane, simplified

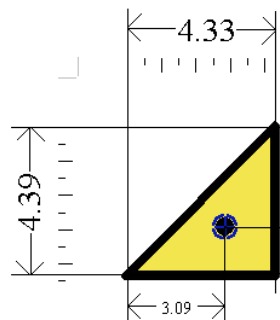
Look up table affected: simplified point symbols

Pivot Point Column: 2.89

Pivot Point Row: 2.99

Width of Bounding Box: 4.33

Height of Bounding Box: 4.39



Symbol Colours:  CHYLW  
 OUTLW

Comments: Line weight 0.3 mm  
Point diameter 0.6 mm

Examples on ENC: N/A

References:

S57	INT 1	
BOYSPP	Q 130.6	<p>Body (shape optional) : yellow Top[mark (if any) : yellow X</p> <p>FLY yellow light</p> <p>† In special cases yellow can be in conjunction with another colour</p>



Symbol Name:	SY(BOYSPP25)	RN: 58
--------------	--------------	--------

Symbol Explanation: special purpose TSS buoy marking the port side of the traffic lane, simplified

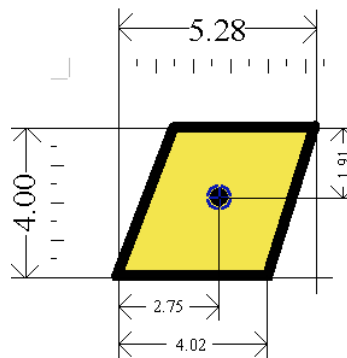
Look up table affected: simplified point symbols

Pivot Point Column: 2.75

Pivot Point Row: 1.91

Width of Bounding Box: 5.28

Height of Bounding Box: 4.00



Symbol Colours:



Comments: Line weight 0.3 mm  
Point diameter 0.6 mm

Examples on ENC: N/A

References:

S57		INT 1
BOYSPP	Q 130.6	<p>Body (shape optional) : yellow Top[mark (if any) : yellow X</p> <p>FLY yellow light</p> <p>In special cases yellow can be in conjunction with another colour</p>

Symbol Name:	SY(BOYSPP35)	RN: 527
--------------	--------------	---------

Symbol Explanation: special purpose ice buoy or spar or pillar shaped buoy, simplified

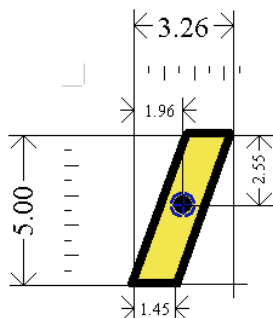
Look up table affected: simplified point symbols

Pivot Point Column: 1.96

Pivot Point Row: 2.55

Width of Bounding Box: 3.26

Height of Bounding Box: 5.00



Symbol Colours:



Comments:

Line weight 0.3 mm  
Point diameter 0.6 mm

Examples on ENC:

N/A

References:

S57	INT 1	
BOYSPP	Q 130.6	<p>Body (shape optional) : yellow Top[mark (if any) : yellow X</p> <p>FLY yellow light</p> <p>In special cases yellow can be in conjunction with another colour</p>

Symbol Name:	SY(BOYSPR01)	RN: 59
--------------	--------------	--------

Symbol Explanation: spar buoy, paper-chart

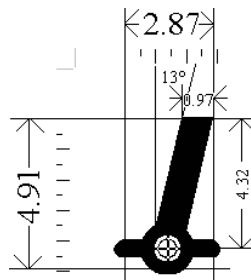
Look up table affected: paper chart point symbols

Pivot Point Column: 1.47

Pivot Point Row: 4.32

Width of Bounding Box: 2.87

Height of Bounding Box: 4.91






Symbol Colours:  CHBLK

Comments: Line weight 0.6 mm  
Circle diameter 1.18 mm

Examples on ENC: N/A

References:

S57		INT 1
BOYxxx	Q 24	
BOYCAR	Q 130.3	
BOYISD	Q 130.4	 BRB
BOYLAT	Q 130.1	
BOYSAW	Q 130.5	 RW
BOYSPP	Q 130.6	

Symbol Name:	SY(BOYSUP01)	RN: 60
--------------	--------------	--------

Symbol Explanation: super-buoy, paper-chart

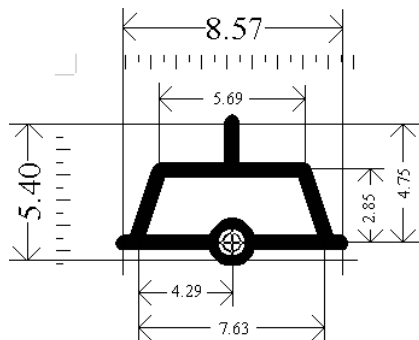
Look up table affected: paper chart point symbols

Pivot Point Column: 4.29

Pivot Point Row: 4.75

Width of Bounding Box: 8.57

Height of Bounding Box: 5.40



Symbol Colours:  CHBLK

Comments: Line weight 0.6 mm  
Circle diameter 1.3 mm

Examples on ENC: N/A

References:

S57		INT 1
BOYxxx	Q 26; 130.1; 130.3; 130.4; 130.5; 130.6	(Q 26)

Symbol Name:	SY(BOYSUP02)	RN: 61
--------------	--------------	--------

Symbol Explanation: super-buoy ODAS & LANBY, simplified

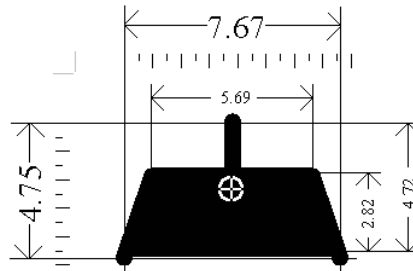
Look up table affected: simplified point symbols

Pivot Point Column: 3.84

Pivot Point Row: 2.38

Width of Bounding Box: 7.67

Height of Bounding Box: 4.75



Symbol Colours:  CHBLK

Comments: Line weight 0.6 mm

Examples on ENC: N/A

References:

S57		INT 1
BOYSPP	Q 26, 58, 130.6	(Q 26)

Symbol Name:	SY(BOYSUP03)	RN: 62
--------------	--------------	--------

Symbol Explanation: LANBY, super-buoy, paper-chart

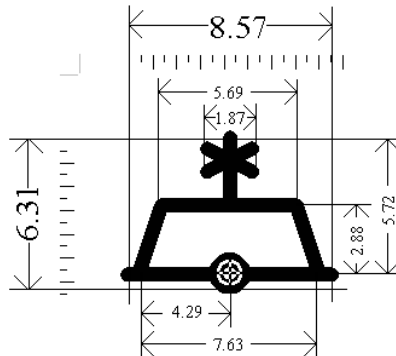
Look up table affected: paper chart point symbols

Pivot Point Column: 4.32

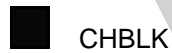
Pivot Point Row: 5.72

Width of Bounding Box: 8.57

Height of Bounding Box: 6.31



Symbol Colours:



Comments:

Line weight 0.6 mm  
Circle diameter 1.18 mm

Examples on ENC:

N/A

References:

S57		INT 1
BOYSPP	Q 26, 130.6	(Q 26)

Symbol Name:	SY(BRIDGE01)	RN: 63
--------------	--------------	--------

Symbol Explanation: symbol for opening bridge

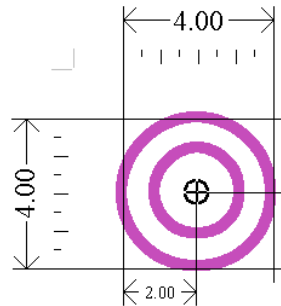
Look up table affected: line symbols

Pivot point Column: 2.00

Pivot Point Row: 2.00

Width of Bounding Box: 4.00

Height of Bounding Box: 4.00

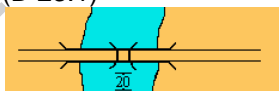


Symbol Colours:  CHMGD

Comments: Line weight 0.3 mm  
Inner circle diameter 2.3 mm; outer circle diameter 4.0 mm

Examples on ENC: N/A

References:

S57		INT 1
BRIDGE	D 23.1-23.6	(D 23.1) 

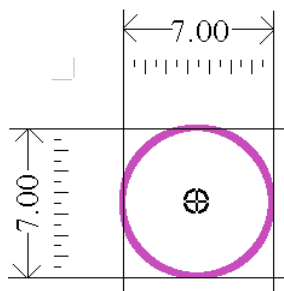
Symbol Name:	SY(BRTHNO01)	RN: 64
--------------	--------------	--------

Symbol Explanation: berth number symbol

Look up table affected: line symbols  
paper chart point symbols  
area symbols with plain boundaries  
simplified point symbols  
area symbols with symbolized boundaries

Pivot Point Column: 3.50  
Pivot Point Row: 3.50

Width of Bounding Box: 7.00  
Height of Bounding Box: 7.00





Symbol Colours:  CHMGD

Comments: Line weight 0.3 mm; circle diameter 7.0 mm

Examples on ENC: N/A

References:

S57	INT 1	
BERTHS	F 19	 



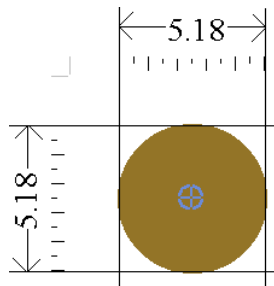
Symbol Name:	SY(BUAARE02)	RN: 65
--------------	--------------	--------

Symbol Explanation: built-up area as a point at small scale

Look up table affected: paper chart point symbols  
simplified point symbols

Pivot Point Column: 2.56  
Pivot Point Row: 2.54

Width of Bounding Box: 5.18  
Height of Bounding Box: 5.18



Symbol Colours:  LANDF

Comments: Filled circle diameter 5.18 mm

Examples on ENC: N/A

References:

S57		INT 1		
BUAARE	D 3, 4; G 50-54	(D 3)		
		<table border="1" style="width: 100%;"> <tr> <td style="text-align: center;">○ NAME</td> <td style="text-align: center;">□ NAME</td> </tr> </table>	○ NAME	□ NAME
○ NAME	□ NAME			

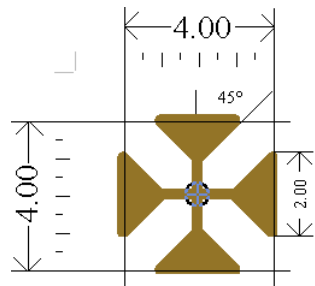
Symbol Name:	SY(BUIREL01)	RN: 66
--------------	--------------	--------

Symbol Explanation: non-conspicuous religious building, Christian

Look up table affected: paper chart point symbols  
simplified point symbols

Pivot Point Column: 2.00  
Pivot Point Row: 2.00

Width of Bounding Box: 4.00  
Height of Bounding Box: 4.00




Symbol Colours:  LANDF

Comments: Line weight 0.3 mm

Examples on ENC: N/A

References:

S57		INT 1
BUISGL	E 10.1, 11; G 75	(E 10.1) 
LNDMRK	E 10.2; 10.3; 10.4	

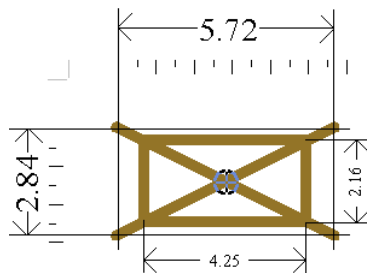
Symbol Name:	SY(BUIREL04)	RN: 67
--------------	--------------	--------

Symbol Explanation: non-conspicuous religious building, non-Christian

Look up table affected: paper chart point symbols  
simplified point symbols

Pivot Point Column: 2.88  
Pivot Point Row: 1.47

Width of Bounding Box: 5.72  
Height of Bounding Box: 2.84




Symbol Colours:  LANDF

Comments: Line weight 0.3 mm

Examples on ENC: N/A

References:

S57		INT 1
BUISGL	E 13-16	(E 16)
		

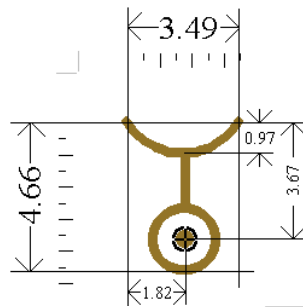
Symbol Name:	SY(BUIREL05)	RN: 68
--------------	--------------	--------

Symbol Explanation: mosque or minaret

Look up table affected: paper chart point symbols  
simplified point symbols

Pivot Point Column: 1.85  
Pivot Point Row: 3.68

Width of Bounding Box: 3.49  
Height of Bounding Box: 4.66



Symbol Colours:  LANDF

Comments: Line weight 0.3 mm  
Circle diameter 1.98 mm; point diameter 0.7 mm

Examples on ENC: N/A

References:

S57		INT 1
BUISGL	E 17, 18	(E 17)

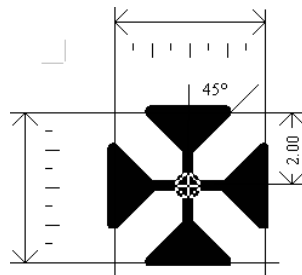
Symbol Name:	SY(BUIREL13)	RN: 69
--------------	--------------	--------

Symbol Explanation: conspicuous religious building, Christian

Look up table affected: paper chart point symbols  
simplified point symbols

Pivot Point Column: 2.00  
Pivot Point Row: 2.00

Width Of Bounding Box: 4.00  
Height of Bounding Box: 4.00

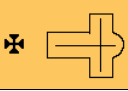



Symbol Colours:  CHBLK

Comments: Line weight 0.6 mm

Examples on ENC: N/A

References:

S57	INT 1	
BUISGL	E 10.1, 11	(E 10.1)  Ch
LNDMRK	E 10.2, 10.3, 10.4	(E 10.4)  Cup

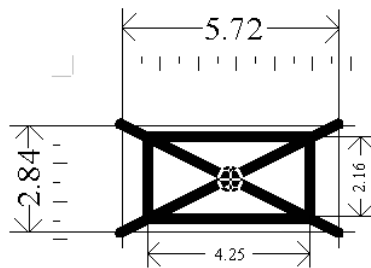
Symbol Name:	SY(BUIREL14)	RN: 70
--------------	--------------	--------

Symbol Explanation: conspicuous religious building, non-Christian

Look up table affected: paper chart point symbols  
simplified point symbols

Pivot Point Column: 2.88  
Pivot Point Row: 1.47

Width of Bounding Box: 5.72  
Height of Bounding Box: 2.84




Symbol Colours:  CHBLK

Comments: Line weight 0.6 mm

Examples on ENC: N/A

References:

S57		INT 1
BUISGL	E 13-16	(E 16)
		

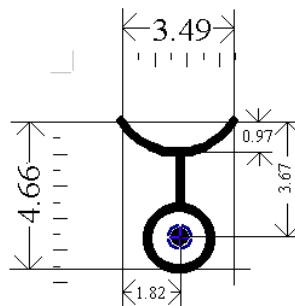
Symbol Name:	SY(BUIREL15)	RN: 71
--------------	--------------	--------

Symbol Explanation: conspicuous mosque or minaret

Look up table affected: paper chart point symbols  
simplified point symbols

Pivot Point Column: 1.83  
Pivot Point Row: 3.65

Width of Bounding Box: 3.49  
Height of Bounding Box: 4.66



Symbol Colours:  CHBLK

Comments: Line weight 0.6 mm  
Circle diameter 1.98 mm; point diameter 0.7 mm

Examples on ENC: N/A

References:

S57		INT 1
BUISGL	E 17, 18	(E 17)
		⦿

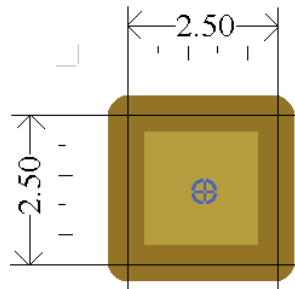
Symbol Name:	SY(BUISGL01)	RN: 72
--------------	--------------	--------

Symbol Explanation: single building

Look up table affected: paper chart point symbols  
simplified point symbols

Pivot Point Column: 1.32  
Pivot Point Row: 1.32

Width of Bounding Box: 2.50  
Height of Bounding Box: 2.50




Symbol Colours:

- LANDF
- CHBRN

Comments: Line weight 0.3 mm

Examples on ENC: N/A

References:

S57		INT 1
BUISGL	D 5, 6, 8; G 60-63, 71, 76, 83, 84, 93, 95, 97	(D 5) 



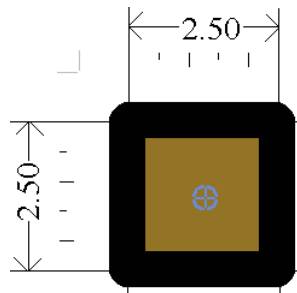
Symbol Name:	SY(BUISGL11)	RN: 73
--------------	--------------	--------

Symbol Explanation: conspicuous single building

Look up table affected: paper chart point symbols  
simplified point symbols

Pivot Point Column: 1.32  
Pivot Point Row: 1.32

Width of Bounding Box: 2.50  
Height of Bounding Box: 2.50



Symbol Colours:



Comments: Line weight 0.6 mm

Examples on ENC: N/A

References:

S57		INT 1
BUISGL	D 5, 6, 8; G 60-63, 71, 76, 83, 84, 93, 95, 97	(D 5) 

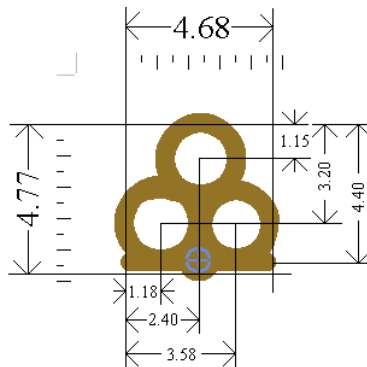
Symbol Name:	SY(CAIRNS01)	RN: 74
--------------	--------------	--------

Symbol Explanation: cairn

Look up table affected: paper chart point symbols  
simplified point symbols

Pivot Point Column: 2.40  
Pivot Point Row: 4.40

Width of Bounding Box: 4.68  
Height of Bounding Box: 4.77




Symbol Colours:  LANDF

Comments: Line weight 0.3 mm  
Diameter of the three circles 2.3 mm; base circle diameter 0.6 mm

Examples on ENC: N/A

References:

S57		INT 1
BCNSPP	Q 100	
LNDMRK	Q 100	(Q 100) 

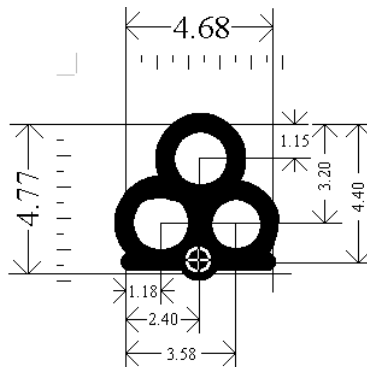
Symbol Name:	SY(CAIRNS11)	RN: 75
--------------	--------------	--------

Symbol Explanation: conspicuous cairn

Look up table affected: paper chart point symbols  
simplified point symbols

Pivot Point Column: 2.40  
Pivot Point Row: 4.40

Width of Bounding Box: 4.68  
Height of Bounding Box: 4.77




Symbol Colours:  CHBLK

Comments: Line weight 0.6 mm  
Diameter of the three circles 2.3 mm; base circle diameter 0.6 mm

Examples on ENC: N/A

References:

S57	INT 1	
BCNSPP	Q 100	
LNDMRK	Q 100	(Q 100) 

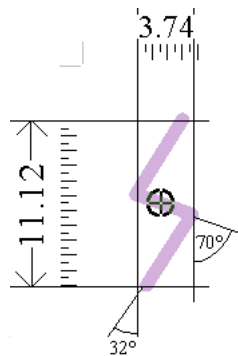
Symbol Name:	SY(CBLARE51)	RN: 76
--------------	--------------	--------

Symbol Explanation: cable area

Look up table affected: area symbols with plain boundaries  
area symbols with symbolized boundaries

Pivot Point Column: 1.71  
Pivot Point Row: 5.66

Width of Bounding Box: 3.74  
Height of Bounding Box: 11.12



Symbol Colours:  CHMGF

Comments: Line weight 0.3 mm

Examples on ENC: N/A

References:

S57		INT 1
CBLARE	L 30.2, 31.2	(L 31.2)

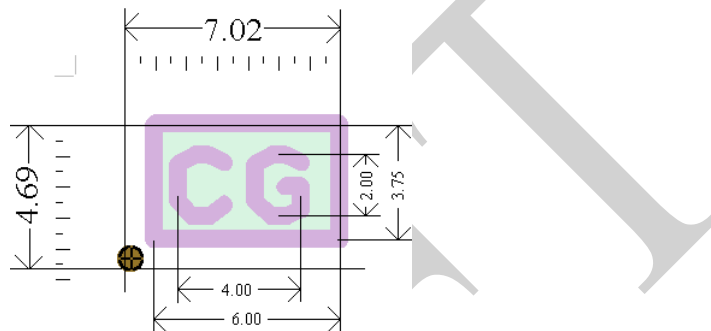
Symbol Name:	SY(CGUSTA02)	RN: 77
--------------	--------------	--------

Symbol Explanation: coastguard station

Look up table affected: paper chart point symbols  
simplified point symbols

Pivot Point Column: 0.29  
Pivot Point Row: 4.36

Width of Bounding Box: 7.02  
Height of Bounding Box: 4.69



Symbol Colours:

- LANDF
- CHWHT
- CHMGF

Comments: Line weight 0.6 mm  
Point diameter 0.92 mm

Examples on ENC: N/A

References:

S57	INT 1	
CGUSTA	T 10, 11	<span style="display: inline-block; width: 10px; height: 10px; background-color: black; margin-right: 5px;"></span> CG <span style="display: inline-block; width: 10px; height: 10px; border: 1px solid black; border-radius: 50%; margin: 0 5px;"></span> CG <span style="display: inline-block; width: 10px; height: 10px; border: 1px solid black; margin-left: 5px;"></span> CG

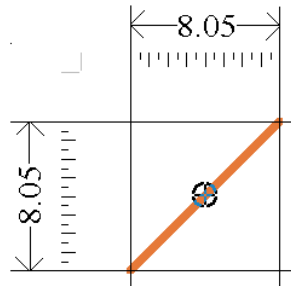
Symbol Name:	SY(CHCRDEL1)	RN: 78
--------------	--------------	--------

Symbol Explanation: this object has been manually deleted or modified

Look up table affected: N/A

Pivot Point Column: 4.09  
Pivot Point Row: 4.01

Width of Bounding Box: 8.05  
Height of Bounding Box: 8.05



Symbol Colours: ■ CHCOR

Comments: Line weight 0.3 mm  
See PresLib section 8.7.1

Examples on ENC: N/A

References:

S57	INT 1
-----	-------

Symbol Name:	SY(CHCRID01)	RN: 79
--------------	--------------	--------

Symbol Explanation: this object has been manually updated

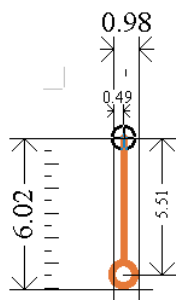
Look up table affected: N/A

Pivot Point Column: 0.49

Pivot Point Row: 0.03

Width of Bounding Box: 0.98

Height of Bounding Box: 6.02



Symbol Colours:  CHCOR

Comments: Line weight 0.3 mm; circle diameter 0.98 mm  
See PresLib section 8.7.1

Examples on ENC: N/A

References:

S57	INT 1
-----	-------

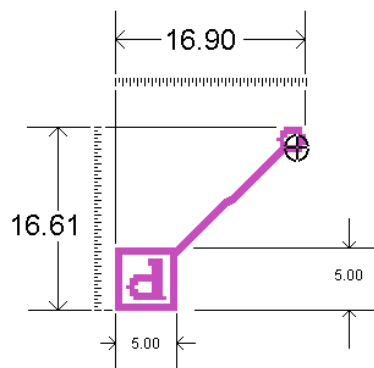
Symbol Name:	SY(CHDATD01)	RN: 591
--------------	--------------	---------

Symbol Explanation: This object is a date dependent by attribute DATSTA, DATEND, PERSTA and/or PEREND

Look up table affected: N/A

Pivot Point Column: 15.48  
Pivot Point Row: 1.42

Width of Bounding Box: 16.90  
Height of Bounding Box: 16.61



Symbol Colours:  CHMGD

Comments: Line weight 0.6 mm; circle diameter 2.2 mm  
See PresLib section 10.4.1

Examples on ENC: N/A

References:

S57	INT 1
-----	-------



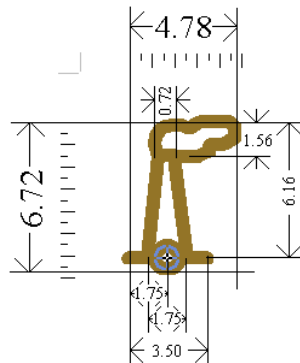
Symbol Name:	SY(CHIMNY01)	RN: 80
--------------	--------------	--------

Symbol Explanation: chimney

Look up table affected: paper chart point symbols  
simplified point symbols

Pivot Point Column: 1.75  
Pivot Point Row: 6.16

Width of Bounding Box: 4.78  
Height of Bounding Box: 6.72





Symbol Colours:  LANDF

Comments: Line weight 0.3mm

Examples on ENC: N/A

References:

S57	INT 1		
LNDMRK	E 22		

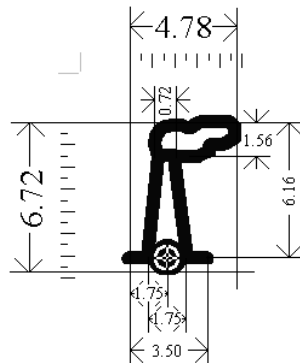
Symbol Name:	SY(CHIMNY11)	RN: 81
--------------	--------------	--------

Symbol Explanation: conspicuous chimney

Look up table affected: paper chart point symbols  
simplified point symbols

Pivot Point Column: 1.75  
Pivot Point Row: 6.16

Width of Bounding Box: 4.78  
Height of Bounding Box: 6.72





Symbol Colours:  CHBLK

Comments: Line weight 0.6 mm

Examples on ENC: N/A

References:

S57	INT 1		
LNDMRK	E 22		

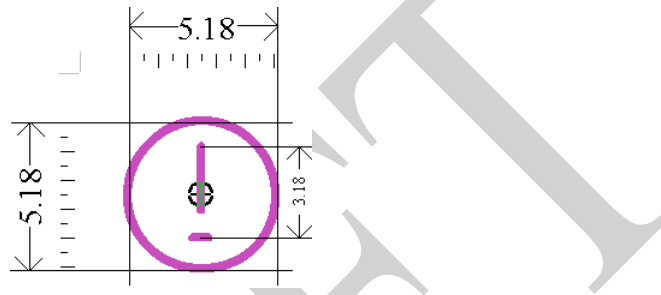
Symbol Name:	SY(CHINFO06)	RN: 82
--------------	--------------	--------

Symbol Explanation: HO caution note

Look up table affected: paper chart point symbols  
simplified point symbols

Pivot Point Column: 2.56  
Pivot Point Row: 2.54

Width of Bounding Box: 5.18  
Height of Bounding Box: 5.18





Symbol Colours:  CHMGD

Comments: Line weight 0.3 mm; circle diameter 5.18 mm

Examples on ENC: N/A

References:

S57		INT 1
CTNARE	M 29.2	
DAMCON	F 44	
MIPARE	N 30-33	(N 30) 
SPLARE	N 13	

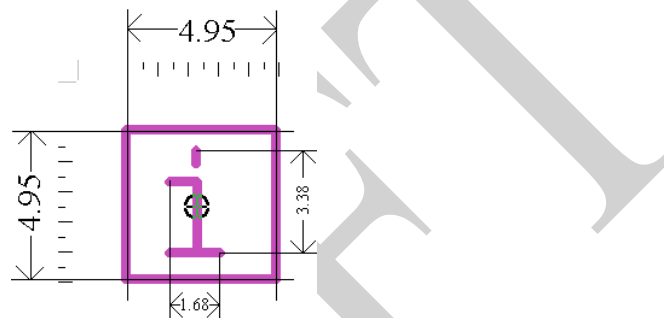
Symbol Name:	SY(CHINFO07)	RN: 83
--------------	--------------	--------


Symbol Explanation: HO information note

Look up table affected: paper chart point symbols  
area symbols with plain boundaries  
simplified point symbols  
area symbols with symbolized boundaries

Pivot Point Column: 2.35  
Pivot Point Row: 2.54

Width of Bounding Box: 4.95  
Height of Bounding Box: 4.95


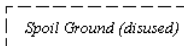

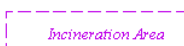
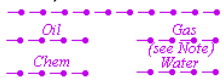


Symbol Colours:  CHMGD

Comments: Line weight 0.3 mm

Examples on ENC: N/A

References:

S57		INT 1
CTSARE	N 64	 Cargo Transhipment Area
DMPGRD	N 23, 24, 62.1, 62.2	(N 62.2)  Spoil Ground (disused)
HRBFAC	F 10, 50, 52; U 1.1	(U 1.1) 
ICNARE	N 65	 Incineration Area
M_NPUB	Not specified	
PIPARE	L 40.2, 41.2	(L 40.1)  Oil Gas Chem (see Note) Water

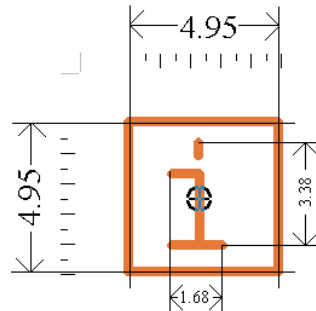
Symbol Name:	SY(CHINFO08)	RN: 84
--------------	--------------	--------

Symbol Explanation: mariner's information note

Look up table affected: paper chart point symbols  
simplified point symbols

Pivot Point Column: 2.35  
Pivot Point Row: 2.54

Width of Bounding Box: 4.95  
Height of Bounding Box: 4.95



Symbol Colours:  NINFO

Comments: Line weight 0.3 mm

Examples on ENC: N/A

References:

S57	INT 1
marnot	To meet the requirement of IMO PS 1.6

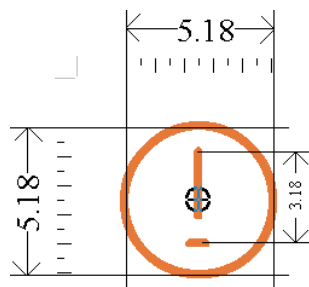
Symbol Name:	SY(CHINFO09)	RN: 85
--------------	--------------	--------

Symbol Explanation: mariners caution note

Look up table affected: paper chart point symbols  
simplified point symbols

Pivot Point Column: 2.56  
Pivot Point Row: 2.54

Width of Bounding Box: 5.18  
Height of Bounding Box: 5.18



Symbol Colours:  NINFO

Comments: line weight 0.3 mm; circle diameter 5.18 mm

Examples on ENC: N/A

References:

S57	INT 1
marfea	To meet the requirement of IMO PS 1.6 and of IHO S-52 sections 1.1 and 5.5
marnot	To meet the requirement of IMO PS 1.6

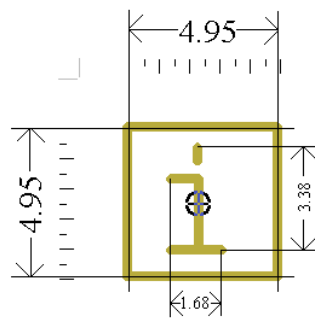
Symbol Name:	SY(CHINFO10)	RN: 86
--------------	--------------	--------

Symbol Explanation: manufacturer's information note

Look up table affected: paper chart point symbols  
simplified point symbols

Pivot Point Column: 2.35  
Pivot Point Row: 2.54

Width of Bounding Box: 4.95  
Height of Bounding Box: 4.95



Symbol Colours:  ADINF

Comments: Line weight 0.3 mm

Examples on ENC: N/A

References:

S57	INT 1
mnufea	To implement IMO PS section 2 and IHO S-52 section 2

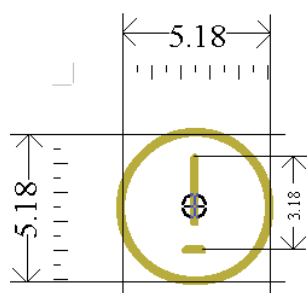
Symbol Name:	SY(CHINFO11)	RN: 87
--------------	--------------	--------

Symbol Explanation: manufacturer's caution note

Look up table affected: paper chart point symbols  
simplified point symbols

Pivot Point Column: 2.56  
Pivot Point Row: 2.54

Width of Bounding Box: 5.18  
Height of Bounding Box: 5.18



Symbol Colours:  ADINF

Comments: Line weight 0.3 mm; circle diameter 5.18 mm

Examples on ENC: N/A

References:

S57	INT 1
mnufe	To implement IMO PS section 2 and IHO S-52 section 2



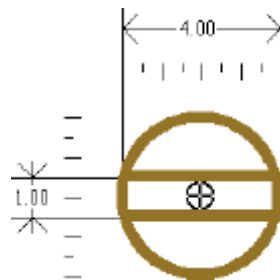
Symbol Name:	SY(CHKPNT01)	RN:	591
--------------	--------------	-----	-----

Symbol Explanation: customs symbol

Look up table affected: area symbols with plain boundaries  
area symbols with symbolized boundaries  
paper chart point symbols  
simplified point symbols

Pivot Point Column: 2.00  
Pivot Point Row: 2.00

Width of Bounding Box: 4.00  
Height of Bounding Box: 4.00



Symbol Colours:  LANDF

Comments: Line weight 0.3 mm; circle diameter 4.00 mm

Examples on ENC: N/A

References:

S57	INT 1	
BUISGL	F 61	

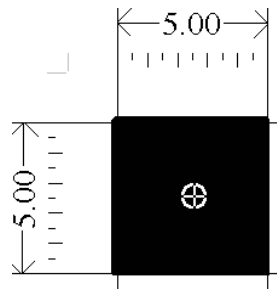
Symbol Name:	SY(CHKSYM01)	RN: 88
--------------	--------------	--------

Symbol Explanation: test symbol for checking symbol sizes, should measure 5 mm by 5 mm

Look up table affected: N/A

Pivot Point Column: 2.61  
Pivot Point Row: 2.49

Width of Bounding Box: 5.00  
Height of Bounding Box: 5.00



Symbol Colours:  CHBLK (outline)  
 OUTLW (fill colour)

Comments: Line weight 0.3 mm  
PresLib section 8.3.5

Examples on ENC: N/A

References:

S57	INT 1
-----	-------

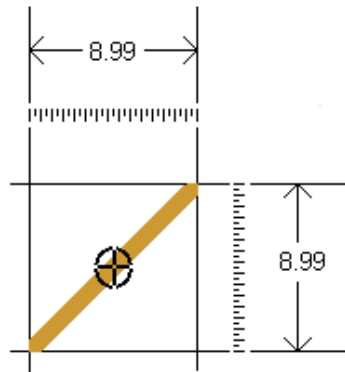
Symbol Name:	SY(CHRVDEL1)	RN: 592
--------------	--------------	---------

Symbol Explanation: This object has been deleted by an automatic update

Look up table affected: N/A

Pivot Point Column: 4.49  
Pivot Point Row: 4.50

Width of Bounding Box: 8.99  
Height of Bounding Box: 8.99



Symbol Colours: ■ CHCOR

Comments: Line weight 0.9 mm  
See PresLib section 10.7.2

Examples on ENC: N/A

References:

S57	INT 1
-----	-------

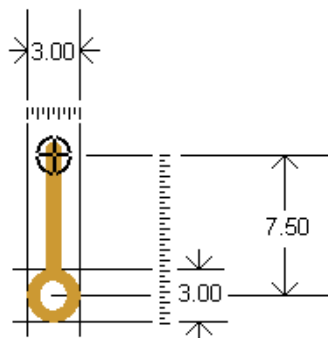
Symbol Name:	SY(CHRVID01)	RN: 593
--------------	--------------	---------

Symbol Explanation: This object has been inserted or modified by an automatic update

Look up table affected: N/A

Pivot Point Column: 1.97  
Pivot Point Row: 0.47

Width of Bounding Box: 3.94  
Height of Bounding Box: 9.94



Symbol Colours:  CHCOR

Comments: Line weight 0.9 mm; circle diameter 3.00 mm  
See PresLib section 10.7.2

Examples on ENC: N/A

References:

S57	INT 1
-----	-------

Symbol Name:

SY(CRANES01)

RN: 90

Symbol Explanation: cranes

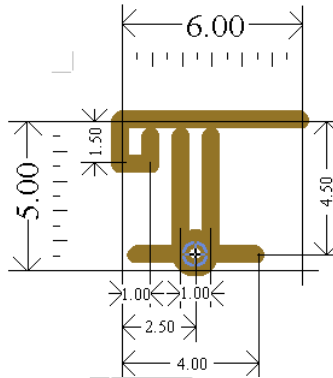
Look up table affected: paper chart point symbols  
simplified point symbols

Pivot Point Column: 2.50

Pivot Point Row: 4.50

Width of Bounding Box: 6.00

Height of Bounding Box: 5.00



Symbol Colours:

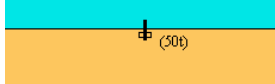


LANDF

Comments: Line weight 0.6 mm; circle diameter 1.0 mm

Examples on ENC: N/A

References:

S57		INT 1
CRANES	F 53.1, 53.2, 53.3	(F 53.2)
		

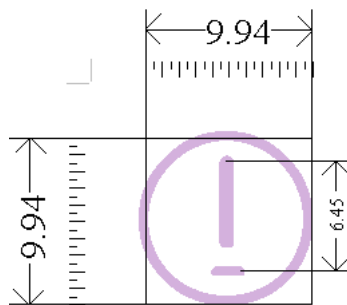
Symbol Name:	SY(CTNARE51)	RN: 91
--------------	--------------	--------

Symbol Explanation: caution area, a specific caution note applies

Look up table affected: area symbols with plain boundaries  
area symbols with symbolized boundaries

Pivot Point Column: 17.85  
Pivot Point Row: -6.00

Width of Bounding Box: 9.94  
Height of Bounding Box: 9.94



Symbol Colours:  TRFCF

Comments: Line weight 0.6 mm; circle diameter 9.94 mm

Examples on ENC: N/A

References:

S57		INT 1
CTNARE	M 29.2	
TSSLPT	Not specified	

Symbol Name:	SY(CTYARE51)	RN: 92
--------------	--------------	--------

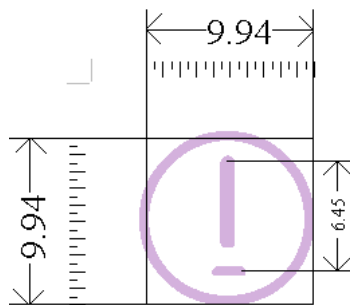
Symbol Explanation: cautionary area (e.g. ferry area) navigate with caution

Look up table affected: area symbols with plain boundaries  
area symbols with symbolized boundaries

Called by CSP etc.: CSP RESARE04 Continuation D, E  
CSP RESCSP02 Continuation D

Pivot Point Column: 17.85  
Pivot Point Row: -6.00

Width of Bounding Box: 9.94  
Height of Bounding Box: 9.94






Symbol Colours:  TRFCF

Comments: Line weight 0.6 mm; circle diameter 9.94 mm

Examples on ENC: N/A

References:

S57		INT 1
MIPARE	N 30-33	(N 31) 
OSPARE	L 4	
SPLARE	N 13	
SUBTLN	N 33	

Symbol Name:	SY(CTYARE71)	RN: 93
--------------	--------------	--------

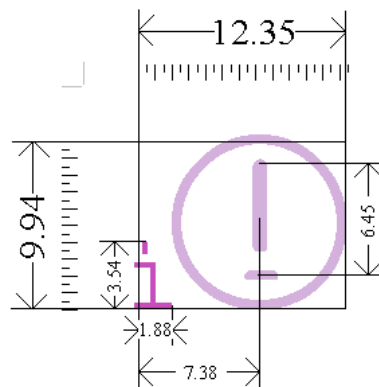
Symbol Explanation: cautionary area with further information

Look up table affected: N/A

Called by CSP etc.: CSP RESARE04 Continuation D, E  
CSP RESCSP02 Continuation D

Pivot Point Column: 20.26  
Pivot Point Row: -6.00

Width of Bounding Box: 12.35  
Height of Bounding Box: 9.94



Symbol Colours:  TRFCF  
 CHMGD

Comments: Line weight 0.6 mm; circle diameter 9.94 mm;  
Line weight of "i" 0.3 mm;  
The "i" at bottom left indicates that further information is available about the nature of the restriction.

Examples on ENC: N/A

References:

S57	INT 1
-----	-------



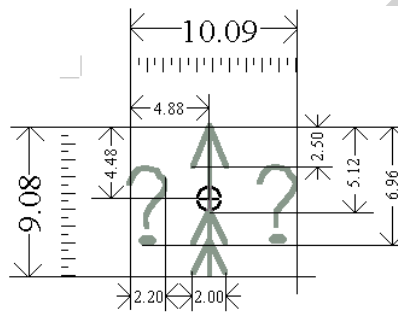
Symbol Name:	SY(CURDEF01)	RN: 94
--------------	--------------	--------

Symbol Explanation: current or tidal stream whose direction is not known

Look up table affected: paper chart point symbols  
 area symbols with plain boundaries  
 simplified point symbols  
 area symbols with symbolized boundaries

Pivot Point Column: 4.88  
 Pivot Point Row: 4.48

Width of Bounding Box: 10.09  
 Height of Bounding Box: 9.08



Symbol Colours:  CHGRD

Comments: Line weight 0.3 mm

Examples on ENC: N/A

References:

S57		INT 1
TS_FEB	H 40, 41	(H 41)
		→

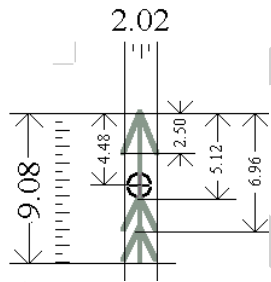
Symbol Name:	SY(CURRENT01)	RN: 95
--------------	---------------	--------

Symbol Explanation: non-tidal current

Look up table affected: paper chart point symbols  
area symbols with plain boundaries  
simplified point symbols  
area symbols with symbolized boundaries

Pivot Point Column: 1.01  
Pivot Point Row: 4.48

Width of Bounding Box: 2.02  
Height of Bounding Box: 9.08




Symbol Colours:  CHGRD

Comments: Line weight 0.3 mm

Examples on ENC: N/A

References:

S57		INT 1
CURRENT	H 42, 43	(H 43) 2.5-4.5 kn  Jan-mar (see note)

Symbol Name:	SY(DANGER01)	RN: 98
--------------	--------------	--------

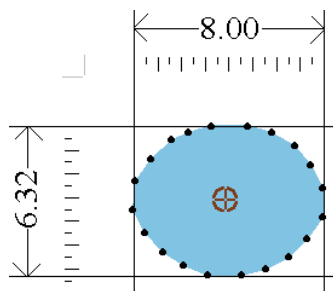
Symbol Explanation: underwater hazard with a defined depth

Look up table affected: N/A

Called by CSP etc.: CSP OBSTRN07 Continuation A,  
CSP WRECKS05 Continuation A

Pivot Point Column: 3.95  
Pivot Point Row: 3.18

Width of Bounding Box: 8.00  
Height of Bounding Box: 6.32







Symbol Colours:  DEPVS  
 CHBLK

Comments: Dot diameter 0.3 mm; 20 dots around the ellipse

Examples on ENC: N/A

References:

S57		INT 1
OBSTRN	I 4; K 1, 16, 40, 41, 42	(K 41) 
UWTROC	K 13, 14.1, 14.2, 15, 16; O 27	(K 13)  
WRECKS	K 26, 27	(K 26) 

Symbol Name:	SY(DANGER02)	RN: 99
--------------	--------------	--------

Symbol Explanation: underwater hazard with depth greater than 20 metres

Look up table affected: N/A

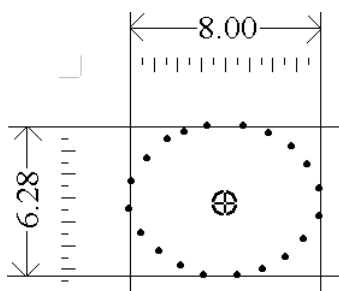
Called by CSP etc.: CSP OBSTRN07 Continuation A,  
CSP WRECKS05 Continuation A

Pivot Point Column: 4.05

Pivot Point Row: 3.28

Width of Bounding Box: 8.00

Height of Bounding Box: 6.28



Symbol Colours:  CHBLK

Comments: Dot diameter 0.3 mm; 20 dots around the ellipse

Examples on ENC: N/A

References:

S57		INT 1
OBSTRN	I 2, 4; K 41, 42, 46.2; L 20, 21.2, 43; Q 42	(K 41) 
UWTROC	K 11, 14.1, 14.2, 15; O 27	(K 14.2) 
WRECKS	K 26, 27, 30	(K 27) 

Symbol Name:	SY(DANGER03)	RN: 525
--------------	--------------	---------

Symbol Explanation: underwater hazard which covers and uncovers

Look up table affected: N/A

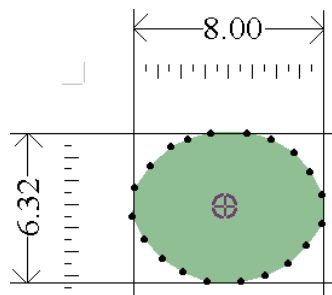
Called by CSP etc.: CSP OBSTRN07 Continuation A

Pivot Point Column: 3.95

Pivot Point Row: 3.18

Width of Bounding Box: 8.00

Height of Bounding Box: 6.32



Symbol Colours:



Comments: Dot diameter 0.3 mm; 20 dots around the ellipse

Examples on ENC: N/A

References:

S57	INT 1	
UWTROC	K 11, 12	(K 11)  Height datum Chart datum 5 m

Symbol Name:	SY(DAYSQR01)	RN: 100
--------------	--------------	---------

Symbol Explanation: square or rectangular day mark, simplified

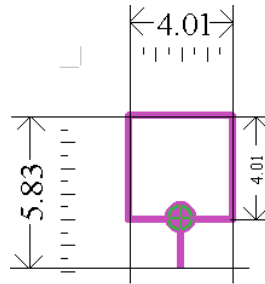
Look up table affected: simplified point symbols

Pivot Point Column: 2.04

Pivot Point Row: 3.99

Width of Bounding Box: 4.01

Height of Bounding Box: 5.83



Symbol Colours:  CHMGD

Comments: Line weight 0.3 mm; point diameter 1.3 mm

Examples on ENC: N/A

References:

S57		INT 1	
DAYMAR	Q 101		MK

Symbol Name:	SY(DAYSQR21)	RN: 101
--------------	--------------	---------

Symbol Explanation: square or rectangular day mark, paper chart

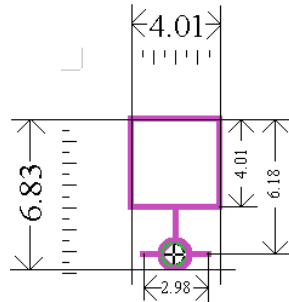
Look up table affected: paper chart point symbols

Pivot Point Column: 1.98

Pivot Point Row: 6.20

Width of Bounding Box: 4.01

Height of Bounding Box: 6.83



Symbol Colours:  CHMGD

Comments: Line weight 0.3 mm; circle diameter 1.3 mm

Examples on ENC: N/A

References:

S57	INT 1	
DAYMAR	Q 101	□ MK

Symbol Name:	SY(DAYTRI01)	RN: 102
--------------	--------------	---------

Symbol Explanation: triangular day mark, point up, simplified

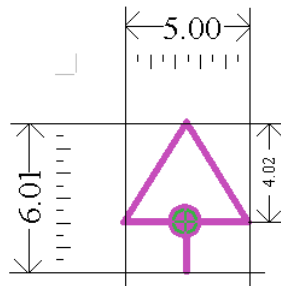
Look up table affected: simplified point symbols

Pivot Point Column: 2.49

Pivot Point Row: 4.01

Width of Bounding Box: 5.00

Height of Bounding Box: 6.01



Symbol Colours:  CHMGD

Comments: Line weight 0.3 mm; point diameter 1.3 mm

Examples on ENC: N/A

References:

S57		INT 1
DAYMAR	Q 101	MK



Symbol Name:	SY(DAYTRI05)	RN: 103
--------------	--------------	---------

Symbol Explanation: triangular day mark, point down, simplified

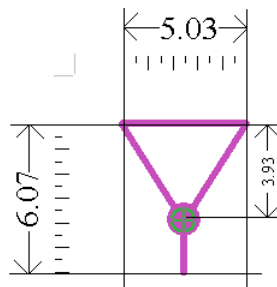
Look up table affected: simplified point symbols

Pivot Point Column: 2.50

Pivot Point Row: 3.95

Width of Bounding Box: 5.03

Height of Bounding Box: 6.07



Symbol Colours:  CHMGD

Comments: Line weight 0.3 mm; point diameter 1.3 mm

Examples on ENC: N/A

References:

S57	INT 1	
DAYMAR	Q 101	MK

Symbol Name:	SY(DAYTRI21)	RN: 104
--------------	--------------	---------

Symbol Explanation: triangular day mark, point up, paper chart

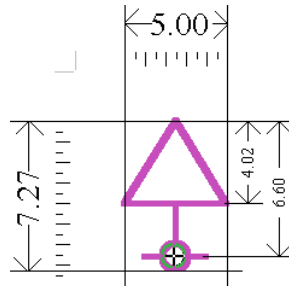
Look up table affected: paper chart point symbols

Pivot Point Column: 2.48

Pivot Point Row: 6.63

Width of Bounding Box: 5.00

Height of Bounding Box: 7.27



Symbol Colours:  CHMGD

Comments: Line weight 0.3 mm; circle diameter 1.3 mm

Examples on ENC: N/A

References:

S57	INT 1	
DAYMAR	Q 101	MK

Symbol Name:	SY(DAYTRI25)	RN: 105
--------------	--------------	---------

Symbol Explanation: triangular day mark, point down, paper chart

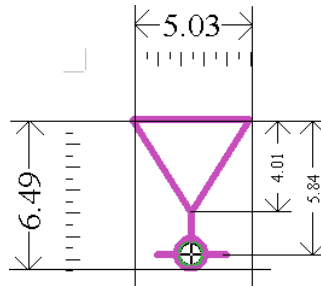
Look up table affected: paper chart point symbols

Pivot Point Column: 2.51

Pivot Point Row: 5.86

Width of Bounding Box: 5.03

Height of Bounding Box: 6.49



Symbol Colours:  CHMGD

Comments: Line weight 0.3 mm; circle diameter 1.3 mm

Examples on ENC: N/A

References:

S57	INT 1	
DAYMAR	Q 101	MK

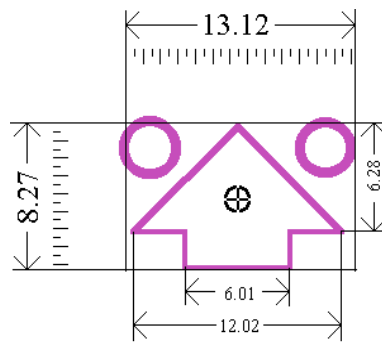
Symbol Name:	SY(DIRBOY01)	RN: 521
--------------	--------------	---------

Symbol Explanation: direction of buoyage

Look up table affected: area symbols with plain boundaries  
area symbols with symbolized boundaries

Pivot Point Column: 6.50  
Pivot Point Row: 30.43

Width of Bounding Box: 13.12  
Height of Bounding Box: 8.27





Symbol Colours:  CHMGD

Comments: Arrow line weight 0.3 mm;  
Circle line weight 0.6 mm; circle diameter 3.0 mm

Examples on ENC: N/A

References:

S57	INT 1
M_NSYS	Q 130.1, 130.2 (Q 130.2)
	<p>The direction of buoyage is that taken when approaching a harbour from seaward or, along coasts, the direction determined by buoyage authorities, normally clockwise around land masses.</p> <p> Symbol showing direction of buoyage where not obvious</p> <p> Symbol showing direction of buoyage on multicoloured charts</p>

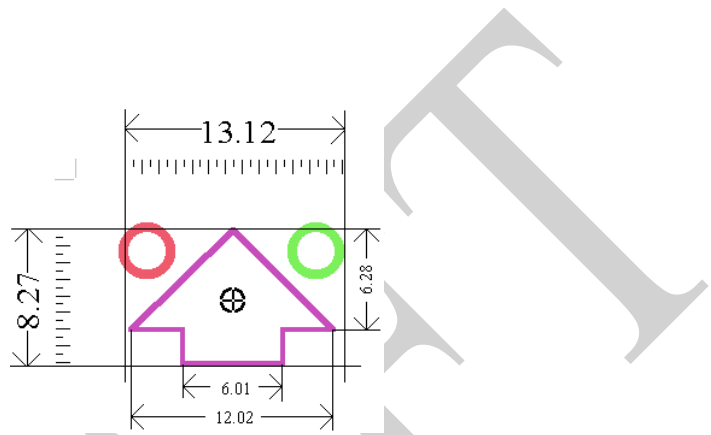
Symbol Name:	SY(DIRBOYA1)	RN: 106
--------------	--------------	---------

Symbol Explanation: direction and colour of buoyage for approaching harbour in IALA region A (red to port)

Look up table affected: area symbols with plain boundaries  
area symbols with symbolized boundaries

Pivot Point Column: 6.50  
Pivot Point Row: 30.43

Width of Bounding Box: 13.12  
Height of Bounding Box: 8.27





Symbol Colours:

- CHMGD
- CHRED
- CHGRN

Comments: Arrow line weight 0.3 mm;  
Circle line weight 0.6 mm; circle diameter 3.0 mm

Examples on ENC: N/A

References:

S57	INT 1	
M_NSYS	Q 130.1, 130.2	(Q 130.2)  The direction of buoyage is that taken when approaching a harbour from seaward or, along coasts, the direction determined by buoyage authorities, normally clockwise around land masses.   Symbol showing direction of buoyage where not obvious   Symbol showing direction of buoyage on multicoloured charts

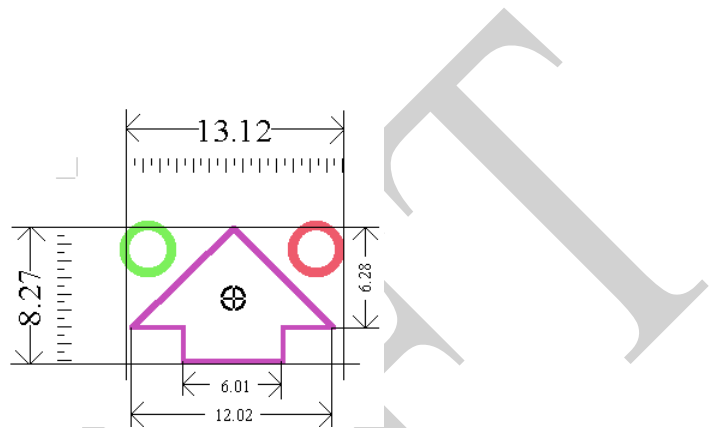
Symbol Name:	SY(DIRBOYB1)	RN: 107
--------------	--------------	---------

Symbol Explanation: direction and colour of buoyage for approaching harbour in IALA region B (green to port)

Look up table affected: area symbols with plain boundaries  
area symbols with symbolized boundaries

Pivot Point Column: 6.50  
Pivot Point Row: 30.43

Width of Bounding Box: 13.12  
Height of Bounding Box: 8.27



Symbol Colours:

- CHMGD
- CHGRN
- CHRED

Comments: Arrow line weight 0.3 mm;  
Circle line weight 0.6 mm; circle diameter 3.0 mm

Examples on ENC: N/A

References:

S57	INT 1
M_NSYS	Q 130.1, 130.2 (Q 130.2)
	<p>The direction of buoyage is that taken when approaching a harbour from seaward or, along coasts, the direction determined by buoyage authorities, normally clockwise around land masses.</p> <p> Symbol showing direction of buoyage where not obvious</p> <p> Symbol showing direction of buoyage on multicoloured charts</p>

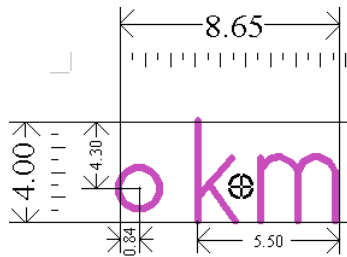
Symbol Name:	SY(DISMAR03)	RN: 108
--------------	--------------	---------

Symbol Explanation: distance mark

Look up table affected: paper chart point symbols  
simplified point symbols

Pivot Point Column: 4.90  
Pivot Point Row: 2.62

Width of Bounding Box: 8.65  
Height of Bounding Box: 4.00



Symbol Colours:  CHMGD

Comments: Line weight 0.3 mm; circle diameter 1.68 mm

Examples on ENC: N/A

References:

S57		INT 1
DISMAR	F 40	

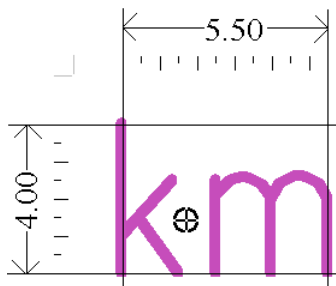
Symbol Name:	SY(DISMAR04)	RN: 109
--------------	--------------	---------

Symbol Explanation: distance point with no mark

Look up table affected: paper chart point symbols  
simplified point symbols

Pivot Point Column: 1.75  
Pivot Point Row: 2.62

Width of Bounding Box: 5.50  
Height of Bounding Box: 4.00



Symbol Colours:  CHMGD

Comments: Line weight 0.3 mm

Examples on ENC: N/A

References:

S57		INT 1	
DISMAR	F 40		



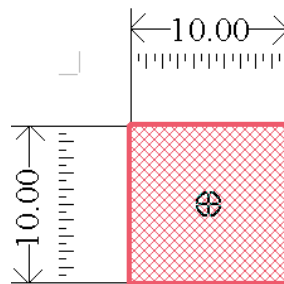
Symbol Name:	SY(DNGHILIT)	RN: 110
--------------	--------------	---------

Symbol Explanation: transparent danger highlight for mariner's use

Look up table affected: paper chart point symbols  
simplified point symbols

Pivot Point Column: 5.00  
Pivot Point Row: 5.00

Width of Bounding Box: 10.00  
Height of Bounding Box: 10.00



Symbol Colours: ■ DNGHL

Comments: Outline weight 0.9mm; area transparency 75%

Examples on ENC: N/A

References: IEC 62288 Ed.1

Non-standard object	INT 1
dnght	IEC 61174 Annex E Section 14

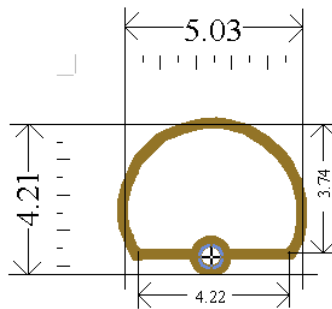
Symbol Name:	SY(DOMES001)	RN: 111
--------------	--------------	---------

Symbol Explanation: dome

Look up table affected: paper chart point symbols  
simplified point symbols

Pivot Point Column: 2.49  
Pivot Point Row: 3.80

Width of Bounding Box: 5.03  
Height of Bounding Box: 4.21

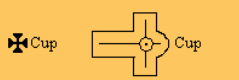



Symbol Colours:  LANDF

Comments: Line weight 0.3 mm; circle diameter 0.86 mm

Examples on ENC: N/A

References:

S57	INT 1
LNDMRK	E 10.4, 30.4 (E 10.4)  (E 30.4)  Radome

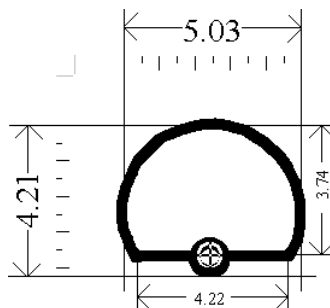
Symbol Name:	SY(DOMES011)	RN: 112
--------------	--------------	---------

Symbol Explanation: conspicuous dome

Look up table affected: paper chart point symbols  
simplified point symbols

Pivot Point Column: 2.48  
Pivot Point Row: 3.71

Width of Bounding Box: 5.03  
Height of Bounding Box: 4.21



Symbol Colours:  CHBLK

Comments: Line weight 0.6 mm; circle diameter 0.86 mm

Examples on ENC: N/A

References:

S57	INT 1	
LNDMRK	E 2, 10.4, 30.4	<div style="background-color: #FFD700; padding: 5px; margin-bottom: 5px;">           (E 10.4)  </div> <div style="background-color: #FFD700; padding: 5px;">           (E 30.4)  </div>

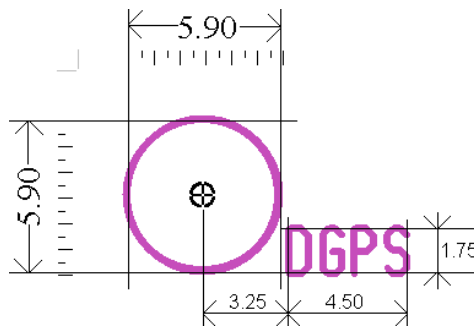
Symbol Name:	SY(DRFSTA01)	RN: 587
--------------	--------------	---------

Symbol Explanation: DGPS reference station

Look up table affected: paper chart point symbols  
simplified point symbols

Pivot Point Column: 3.00  
Pivot Point Row: 3.00

Width of Bounding Box: 10.75  
Height of Bounding Box: 6.00



Symbol Colours:  CHMGD

Comments: Line weight 0.3 mm; circle diameter 5.9 mm

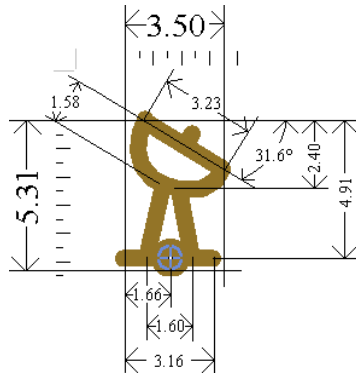
Examples on ENC: N/A

References:

S57	INT 1	
RDOSTA	S 51	(S 10)
		DGPS

Symbol Name:	SY(DSHAER01)	RN: 113
--------------	--------------	---------

Symbol Explanation: dish aerial  
 Look up table affected: paper chart point symbols  
 Pivot Point Column: 1.66  
 Pivot Point Row: 4.91  
 Width of Bounding Box: 3.50  
 Height of Bounding Box: 5.31



Symbol Colours:  LANDF  
 Comments: Line weight 0.3 mm; circle diameter 0.8 mm  
 Examples on ENC: N/A

References:

S57		INT 1
LNDMRK	E 31	Ⓜ

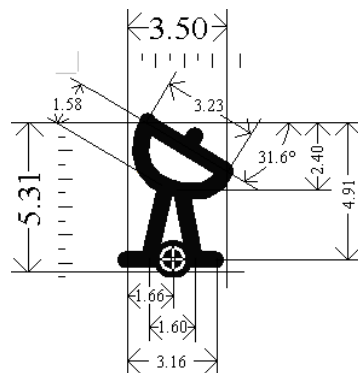
Symbol Name:	SY(DSHAER11)	RN: 114
--------------	--------------	---------

Symbol Explanation: conspicuous dish aerial

Look up table affected: paper chart point symbols  
simplified point symbols

Pivot Point Column: 1.66  
Pivot Point Row: 4.91

Width of Bounding Box: 3.50  
Height of Bounding Box: 5.31



Symbol Colours:  CHBLK

Comments: Line weight 0.6 mm; circle diameter 0.8 mm

Examples on ENC: N/A

References:

S57	INT 1	
LNDMRK	E 2, 31	⚓

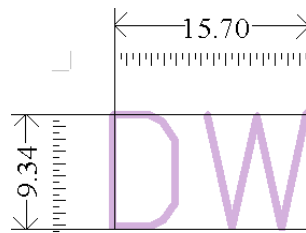
Symbol Name:	SY(DWRTPT51)	RN: 115
--------------	--------------	---------

Symbol Explanation: part of deep water route

Look up table affected: area symbols with plain boundaries  
area symbols with symbolized boundaries

Pivot Point Column: 7.26  
Pivot Point Row: 17.34

Width of Bounding Box: 15.70  
Height of Bounding Box: 9.34



Symbol Colours:  TRFCF

Comments: Line weight 0.3 mm

Examples on ENC: N/A

References:

S57		INT 1
DWRTPT	M 27.1-2	

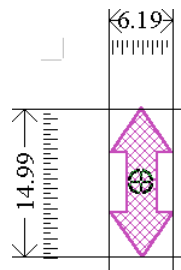
Symbol Name:	SY(DWRUTE51)	RN: 522
--------------	--------------	---------

Symbol Explanation: reciprocal traffic directions in a two-way part of a deep-water route

Look up table affected: area symbols with plain boundaries  
area symbols with symbolized boundaries

Pivot Point Column: 3.06  
Pivot Point Row: 7.50

Width of Bounding Box: 6.19  
Height of Bounding Box: 14.99



Symbol Colours:  TRFCD

Comments: Outline weight 0.3 mm; area transparency 75%

Examples on ENC: N/A

References:

S57	INT 1
DWRTPT	M 27.1-2



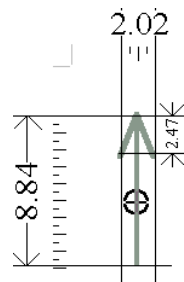
Symbol Name:	SY(EBBSTR01)	RN: 116
--------------	--------------	---------

Symbol Explanation: ebb stream, rate at spring tides

Look up table affected: paper chart point symbols  
area symbols with plain boundaries  
simplified point symbols  
area symbols with symbolized boundaries

Pivot Point Column: 1.01  
Pivot Point Row: 5.19

Width of Bounding Box: 2.02  
Height of Bounding Box: 8.84



Symbol Colours:  CHGRD

Comments: Line weight 0.3 mm

Examples on ENC: N/A

References:

S57		INT 1
TS_FEB	H 40-41	(H 41)
		→

Symbol Name:	SY(EBLVRM11)	RN: 117
--------------	--------------	---------

Symbol Explanation: point of origin for an offset EBL or VRM

Look up table affected: N/A

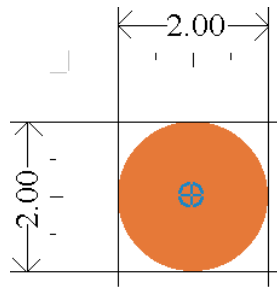
Called by CSP etc.: CSP VRMEBL01

Pivot Point Column: 1.00

Pivot Point Row: 1.00

Width of Bounding Box: 2.00

Height of Bounding Box: 2.00



Symbol Colours:



Comments: N/A

Examples on ENC: N/A

References:

S57	INT 1
-----	-------

Symbol Name:	SY(ENTRES51)	RN: 118
--------------	--------------	---------

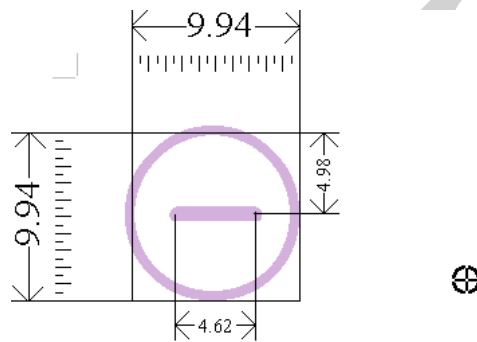
Symbol Explanation: area where entry is prohibited or restricted or to be avoided

Look up table affected: N/A

Called by CSP etc.: CSP RESARE04 Continuation A,  
CSP RESCSP02 Continuation A

Pivot Point Column: 19.89  
Pivot Point Row: 8.75

Width of Bounding Box: 9.94  
Height of Bounding Box: 9.94



Symbol Colours:  TRFCF

Comments: Line weight 0.9 mm;  
Circle line weight 0.6 mm; circle diameter 9.94 mm

Examples on ENC: N/A

References:

S57		INT 1
RESARE	M 29.2 N 2.1, 2.2	(N 2.2) 

Symbol Name:	SY(ENTRES61)	RN: 119
--------------	--------------	---------

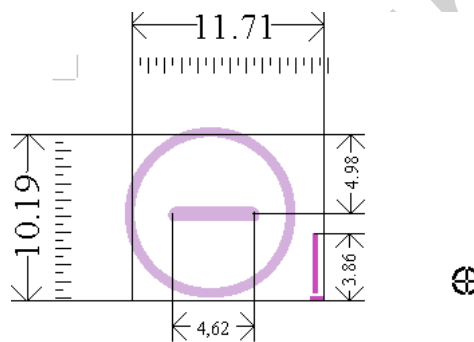
Symbol Explanation: area where entry is prohibited or restricted or to be avoided, with other cautions

Look up table affected: N/A

Called by CSP etc.: CSP RESARE04 Continuation A,  
CSP RESCSP02 Continuation A

Pivot Point Column: 19.89  
Pivot Point Row: 8.75

Width of Bounding Box: 11.71  
Height of Bounding Box: 10.19



Symbol Colours:



Comments: Line weight 0.9 mm;  
Circle line weight 0.6 mm; circle diameter 9.94 mm;  
Exclamation mark line weight 0.3 mm

Examples on ENC: N/A

References:

S57		INT 1
RESARE	L 3; M 29.1, 29.2; N 31, 34	(N 34) <i>Minefield</i> (see Note)

Symbol Name:	SY(ENTRES71)	RN: 120
--------------	--------------	---------

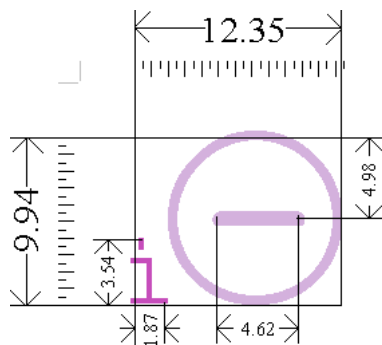
Symbol Explanation: area where entry is prohibited or restricted or to be avoided, with other information

Look up table affected: N/A

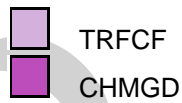
Called by CSP etc.: CSP RESARE04 Continuation A,  
CSP RESCSP02 Continuation A

Pivot Point Column: 22.30  
Pivot Point Row: 8.75

Width of Bounding Box: 12.35  
Height of Bounding Box: 9.94



Symbol Colours:



Comments: Line weight 0.9 mm;  
Circle line weight 0.6 mm; circle diameter 9.94 mm;  
Line weight of "i" 0.3 mm

Examples on ENC: N/A

References:

S57		INT 1
RESARE	N 2.2	

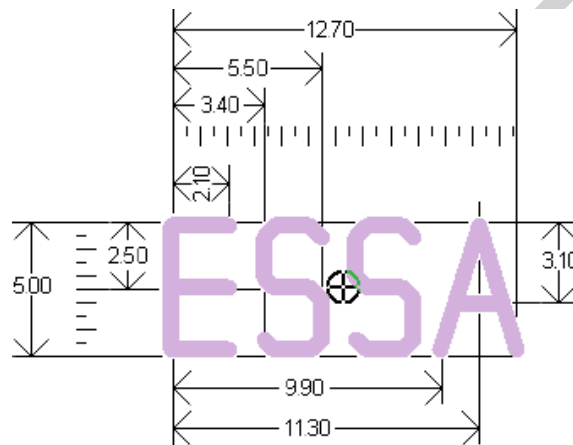
Symbol Name:	SY(ESSARE01)	RN:
--------------	--------------	-----

Symbol Explanation: ESSA - centred symbol

Look up table affected: area symbols with plain boundaries  
area symbols with symbolized boundaries

Pivot Point Column: 6.35  
Pivot Point Row: 6.35

Width of Bounding Box: 12.70  
Height of Bounding Box: 5.00



Symbol Colours:  CHMGF

Comments: Line weight 0.6 mm

Examples on ENC: N/A

References:

S57 E3.1.1		INT 1
RESARE, CATREA 27	N22	

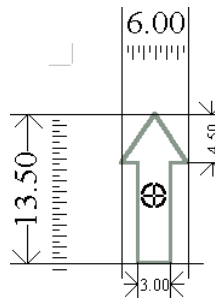
Symbol Name:	SY(FAIRWY51)	RN: 123
--------------	--------------	---------

Symbol Explanation: fairway with one-way traffic in direction indicated

Look up table affected: area symbols with plain boundaries  
area symbols with symbolized boundaries

Pivot Point Column: 3.00  
Pivot Point Row: 7.50

Width of Bounding Box: 6.00  
Height of Bounding Box: 13.50



Symbol Colours:  CHGRD

Comments: Line weight 0.3 mm

Examples on ENC: N/A

References:

S57	INT 1
FAIRWY	not specified

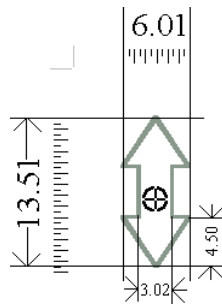
Symbol Name:	SY(FAIRWY52)	RN: 124
--------------	--------------	---------

Symbol Explanation: fairway with two-way traffic

Look up table affected: area symbols with plain boundaries  
area symbols with symbolized boundaries

Pivot Point Column: 3.02  
Pivot Point Row: 7.51

Width of Bounding Box: 6.01  
Height of Bounding Box: 13.51



Symbol Colours:  CHGRD

Comments: Line weight 0.3 mm

Examples on ENC: N/A

References:

S57	INT 1
FAIRWY	not specified



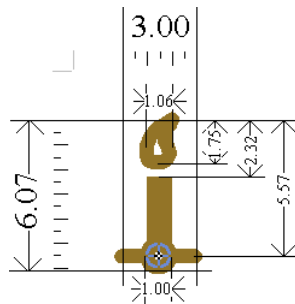
Symbol Name:	SY(FLASTK01)	RN: 125
--------------	--------------	---------

Symbol Explanation: flare stack

Look up table affected: paper chart point symbols  
simplified point symbols

Pivot Point Column: 1.50  
Pivot Point Row: 5.57

Width of Bounding Box: 3.00  
Height of Bounding Box: 6.07





Symbol Colours:  LANDF

Comments: Line weight 0.3mm; circle diameter 1.0 mm

Examples on ENC: N/A

References:

S57		INT 1
LNDMRK	E 23; L 11	(E 23)  (L 11)  Fla
PRDARE	G 87	

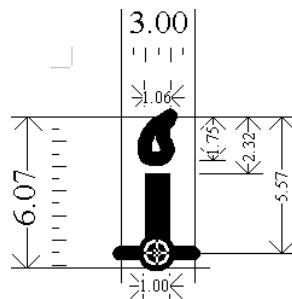
Symbol Name:	SY(FLASTK11)	RN: 126
--------------	--------------	---------

Symbol Explanation: conspicuous flare stack

Look up table affected: paper chart point symbols  
simplified point symbols

Pivot Point Column: 1.50  
Pivot Point Row: 5.57

Width of Bounding Box: 3.00  
Height of Bounding Box: 6.07




Symbol Colours:  CHBLK

Comments: Line weight 0.6 mm; circle diameter 1.0 mm

Examples on ENC: N/A

References:

S57		INT 1
LNDMRK	E 2, 23; L 11	(E 23)  (L 11) <input type="checkbox"/> Fla
PRDARE	G 87	

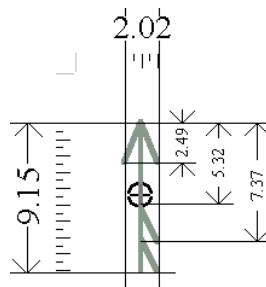
Symbol Name:	SY(FLDSTR01)	RN: 127
--------------	--------------	---------

Symbol Explanation: flood stream, rate at spring tides

Look up table affected: paper chart point symbols  
area symbols with plain boundaries  
simplified point symbols  
area symbols with symbolized boundaries

Pivot Point Column: 1.01  
Pivot Point Row: 4.48

Width of Bounding Box: 2.02  
Height of Bounding Box: 9.15



Symbol Colours:  CHGRD

Comments: Line weight 0.3 mm

Examples on ENC: N/A

References:

S57		INT 1
TS_FEB	H 40	

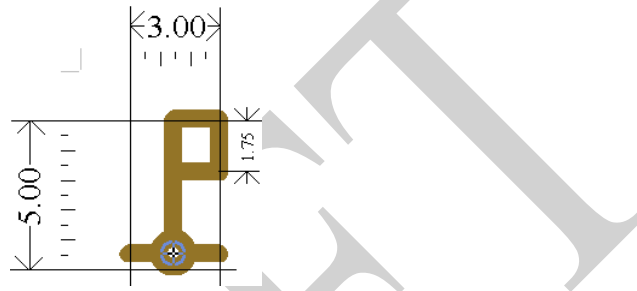
Symbol Name:	SY(FLGSTF01)	RN: 128
--------------	--------------	---------

Symbol Explanation: flagstaff, flagpole

Look up table affected: paper chart point symbols  
simplified point symbols

Pivot Point Column: 1.50  
Pivot Point Row: 4.50

Width of Bounding Box: 3.00  
Height of Bounding Box: 5.00



Symbol Colours:  LANDF

Comments: Line weight 0.6 mm; circle diameter 1.0 mm

Examples on ENC: N/A

References:

S57		INT 1	
LNDMRK	E 27	P	FS

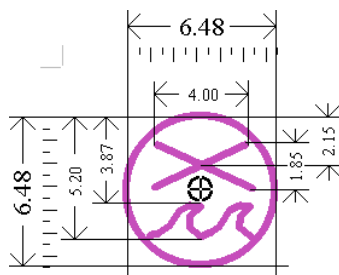
Symbol Name:	SY(FLTHAZ02)	RN: 524
--------------	--------------	---------

Symbol Explanation: Floating hazard to navigation

Look up table affected: paper chart point symbols  
area symbols with plain boundaries  
simplified point symbols  
area symbols with symbolized boundaries

Pivot Point Column: 3.24  
Pivot Point Row: 3.20

Width of Bounding Box: 6.48  
Height of Bounding Box: 6.48



Symbol Colours:  CHMGD

Comments: Line weight 0.3 mm; circle diameter 6.48 mm

Examples on ENC: N/A

References:

S57		INT 1
LOGPON	N 61	
OBSTRN	G 178	

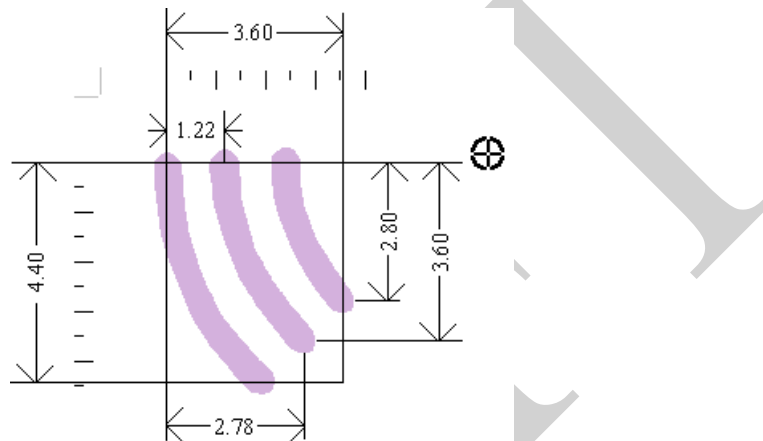
Symbol Name:	SY(FOGSIG01)	RN: 129
--------------	--------------	---------


Symbol Explanation: fog signal

Look up table affected: paper chart point symbols  
simplified point symbols

Pivot Point Column: 6.50  
Pivot Point Row: -0.10

Width of Bounding Box: 3.60  
Height of Bounding Box: 4.40





Symbol Colours:  CHMGF

Comments: Line weight 0.6 mm

Examples on ENC: N/A

References:

S57		INT 1
FOGSIG	R 1, 10-16, 20-22	(R 1)  (R 22)  <i>Q(6)+LFL15s</i> <i>1/8 Horn(1)15s Whis</i>

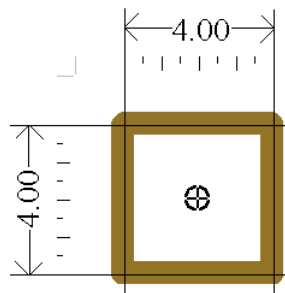
Symbol Name:	SY(FORSTC01)	RN: 130
--------------	--------------	---------


Symbol Explanation: fortified structure

Look up table affected: paper chart point symbols  
simplified point symbols

Pivot Point Column: 2.00  
Pivot Point Row: 2.00

Width of Bounding Box: 4.00  
Height of Bounding Box: 4.00




Symbol Colours:  LANDF

Comments: Line weight 0.3 mm

Examples on ENC: N/A

References:

S57		INT 1
FORSTC	E 34.1-3	(E 34.1)
		

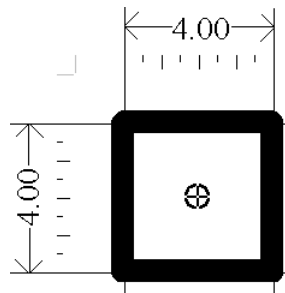
Symbol Name:	SY(FORSTC11)	RN: 131
--------------	--------------	---------

Symbol Explanation: conspicuous fortified structure

Look up table affected: paper chart point symbols  
simplified point symbols

Pivot Point Column: 2.00  
Pivot Point Row: 2.00

Width of Bounding Box: 4.00  
Height of Bounding Box: 4.00




Symbol Colours:  CHBLK

Comments: Line weight 0.6 mm

Examples on ENC: N/A

References:

S57		INT 1
FORSTC	E 2, 34.1-3	(E 34.1)
		



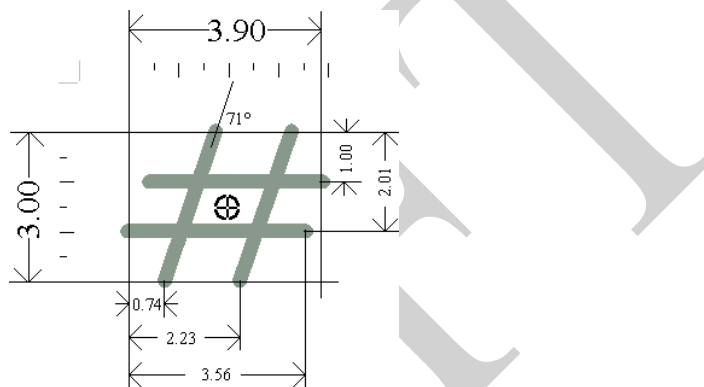
Symbol Name:	SY(FOULGND1)	RN: 132
--------------	--------------	---------

Symbol Explanation: foul area of seabed safe for navigation but not for anchoring

Look up table affected: paper chart point symbols  
area symbols with plain boundaries  
simplified point symbols  
area symbols with symbolized boundaries

Pivot Point Column: 2.01  
Pivot Point Row: 1.54

Width of Bounding Box: 3.90  
Height of Bounding Box: 3.00



Symbol Colours:  CHGRD

Comments: Line weight 0.3 mm

Examples on ENC: N/A

References:

S57		INT 1
OBSTRN	K 31 L 22	(L 22) #
WRECKS	K 31	# <span style="border: 1px dashed black; padding: 2px;">Foul</span>

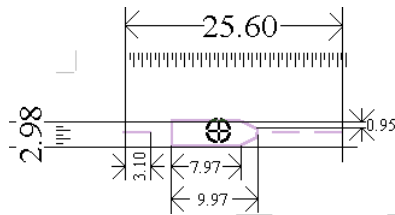
Symbol Name:	SY(FRYARE51)	RN: 133
--------------	--------------	---------

Symbol Explanation: ferry area

Look up table affected: area symbols with plain boundaries  
area symbols with symbolized boundaries

Pivot Point Column: 11.18  
Pivot Point Row: 1.35

Width of Bounding Box: 25.60  
Height of Bounding Box: 2.98



Symbol Colours:  CHMGF

Comments: Line weight 0.3 mm

Examples on ENC: N/A

References:

S57		INT 1
FERYRT	M 50, 51	(M 50)

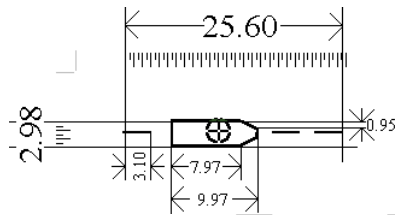
Symbol Name:	SY(FRYARE52)	RN: 134
--------------	--------------	---------

Symbol Explanation: cable ferry area

Look up table affected: area symbols with plain boundaries  
area symbols with symbolized boundaries

Pivot Point Column: 11.18  
Pivot Point Row: 1.35

Width of Bounding Box: 25.60  
Height of Bounding Box: 2.98



Symbol Colours:  CHBLK

Comments: Line weight 0.3 mm

Examples on ENC: N/A

References:

S57		INT 1
FERYRT	M 50, 51	(M 51)
		----- Cable Ferry

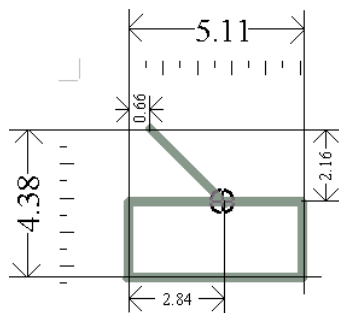
Symbol Name:	SY(FSHFAC02)	RN: 135
--------------	--------------	---------

Symbol Explanation: fish trap, fish weir, tunny net

Look up table affected: paper chart point symbols  
simplified point symbols  
area symbols with symbolized boundaries

Pivot Point Column: 2.80  
Pivot Point Row: 2.15

Width of Bounding Box: 5.11  
Height of Bounding Box: 4.38



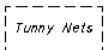


Symbol Colours:  CHGRD

Comments: Line weight 0.3 mm

Examples on ENC: N/A

References:

S57		INT 1
FSHFAC	K 44.2, 45	(K 44.2)  (K 45)  

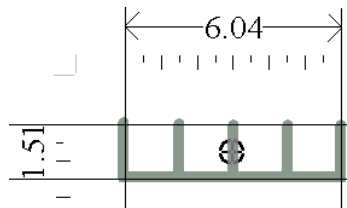
Symbol Name:	SY(FSHFAC03)	RN: 136
--------------	--------------	---------

Symbol Explanation: fish stakes

Look up table affected: paper chart point symbols  
simplified point symbols  
area symbols with symbolized boundaries

Pivot Point Column: 3.02  
Pivot Point Row: 0.81

Width of Bounding Box: 6.04  
Height of Bounding Box: 1.51




Symbol Colours:  CHGRD

Comments: Line weight 0.3 mm

Examples on ENC: N/A

References:

S57		INT 1
FSHFAC	K 44.1	

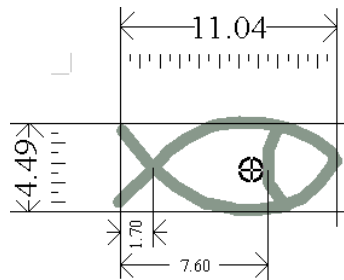
Symbol Name:	SY(FSHGRD01)	RN: 137
--------------	--------------	---------

Symbol Explanation: fishing ground

Look up table affected: area symbols with plain boundaries  
area symbols with symbolized boundaries

Pivot Point Column: 6.75  
Pivot Point Row: 2.44

Width of Bounding Box: 11.04  
Height of Bounding Box: 4.49



Symbol Colours:  CHGRD

Comments: Line weight 0.6 mm

Examples on ENC: N/A

References:

S57		INT 1
FSHGRD	not specified	

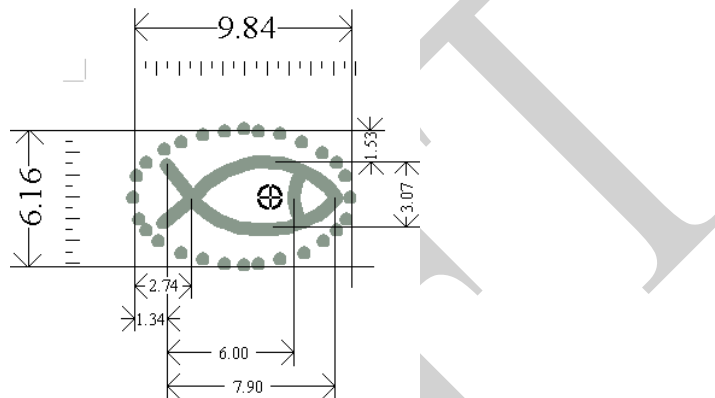
Symbol Name:	SY(FSHHAV01)	RN: 138
--------------	--------------	---------

Symbol Explanation: fish haven

Look up table affected: paper chart point symbols  
simplified point symbols

Pivot Point Column: 6.25  
Pivot Point Row: 3.10

Width of Bounding Box: 9.84  
Height of Bounding Box: 6.16



Symbol Colours:  CHGRD

Comments: Line weight 0.6 mm  
Dot diameter 0.6 mm; 28 dots around the ellipse

Examples on ENC: N/A

References:

S57	INT 1	
FSHFAC		
OBSTRN	K 46.1, 46.2	(K 46.1)

Symbol Name:	SY(FSHRES51)	RN: 139
--------------	--------------	---------

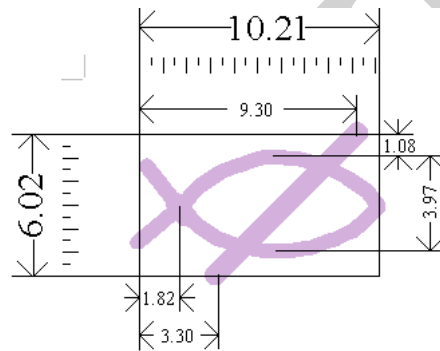
Symbol Explanation: area where fishing or trawling is prohibited or restricted

Look up table affected: N/A

Called by CSP etc.: CSP RESARE04 Continuation C,  
CSP RESCSP02 Continuation C

Pivot Point Column: -10.48  
Pivot Point Row: 10.15

Width of Bounding Box: 10.21  
Height of Bounding Box: 6.02




Symbol Colours:  CHMGF

Comments: Fish line weight 0.6 mm; bar line weight 0.9 mm

Examples on ENC: N/A

References:

S57		INT 1
RESARE	N 21	



Symbol Name:	SY(FSHRES61)	RN: 140
--------------	--------------	---------

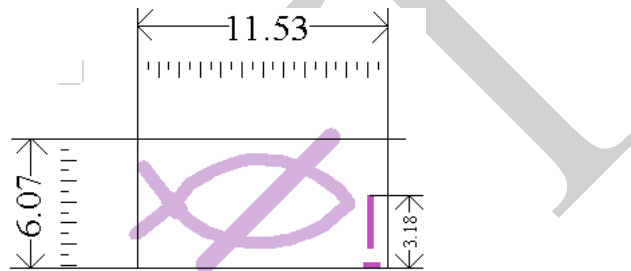
Symbol Explanation: area where fishing or trawling is prohibited or restricted, with other cautions

Look up table affected: N/A

Called by CSP etc.: CSP RESARE04 Continuation C,  
CSP RESCSP02 Continuation C

Pivot Point Column: -10.48  
Pivot Point Row: 10.15

Width of Bounding Box: 11.53  
Height of Bounding Box: 6.07



Symbol Colours:

- CHMGF
- CHMGD

Comments: Fish line weight 0.6 mm; bar line weight 0.9 mm;  
Exclamation mark line weight 0.3 mm;  
Other symbol dimensions like SY(FSHRES51)

Examples on ENC: N/A

References:

S57		INT 1
RESARE	N 2.1, 25, 34	(N 2.1)

Symbol Name:	SY(FSHRES71)	RN: 141
--------------	--------------	---------

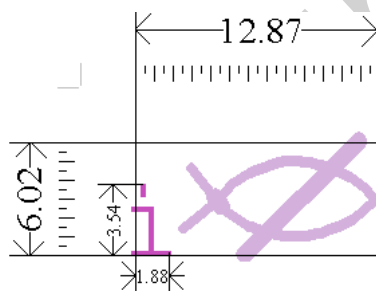
Symbol Explanation: area where fishing or trawling is prohibited or restricted, with other information

Look up table affected: N/A

Called by CSP etc.: CSP RESARE04 Continuation C,  
CSP RESCSP02 Continuation C

Pivot Point Column: -7.82  
Pivot Point Row: 10.15

Width of Bounding Box: 12.87  
Height of Bounding Box: 6.02



Symbol Colours:

- CHMGF
- CHMGD

Comments: Fish line weight 0.6 mm; bar line weight 0.9 mm;  
Line weight of **i** 0.3 mm;  
Other symbol dimensions like SY(FSHRES51)

Examples on ENC: N/A

References:

S57		INT 1
RESARE	N 2.1	

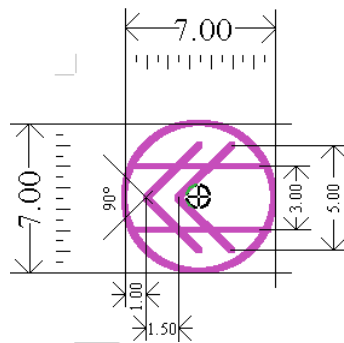
Symbol Name:	SY(GATCON03)	RN: 142
--------------	--------------	---------


Symbol Explanation: navigable lock gate

Look up table affected: line symbols  
paper chart point symbols  
simplified point symbols

Pivot Point Column: 3.50  
Pivot Point Row: 3.50

Width of Bounding Box: 7.00  
Height of Bounding Box: 7.00



Symbol Colours:  TRFCD

Comments: Line weight 0.3 mm  
Circle diameter 7.0 mm

Examples on ENC: N/A

References:

S57		INT 1
GATCON	F 41.1, 41.2	(F 41.1) 

Symbol Name:	SY(GATCON04)	RN: 143
--------------	--------------	---------

Symbol Explanation: non-navigable lock gate

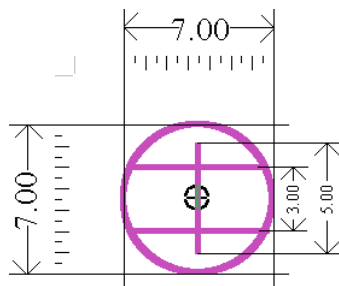
Look up table affected: line symbols  
paper chart point symbols  
simplified point symbols

Pivot Point Column: 3.50

Pivot Point Row: 3.50

Width of Bounding Box: 7.00

Height of Bounding Box: 7.00



Symbol Colours:  TRFCD

Comments: Line weight 0.3 mm

Examples on ENC: N/A

References:

S57		INT 1
GATCON	F 42, 43	(F 42)
		

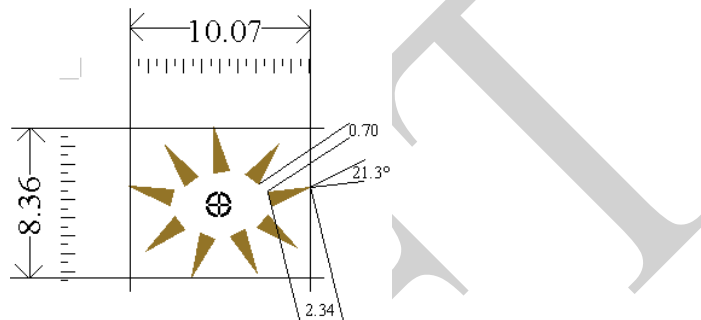
Symbol Name:	SY(HILTOP01)	RN: 144
--------------	--------------	---------

Symbol Explanation: hill or mountain top

Look up table affected: paper chart point symbols  
simplified point symbols

Pivot Point Column: 5.08  
Pivot Point Row: 4.39

Width of Bounding Box: 10.07  
Height of Bounding Box: 8.36





Symbol Colours:  LANDF

Comments: Line weight 0.3 mm; 9 triangles around the ellipse

Examples on ENC: N/A

References:

S57		INT 1
SLOGRD	C 4, 8; D 14,15; E 35.1; G 27	(C 4) 
SLOTOP	C 3, 4, 8; D 14,15; E 35.1; G 22	(E 35.1) 

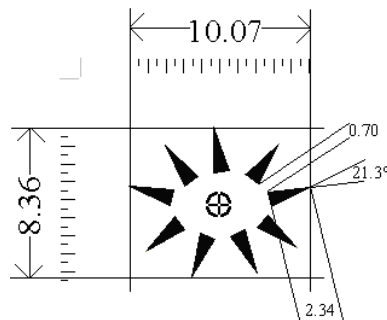
Symbol Name:	SY(HILTOP11)	RN: 145
--------------	--------------	---------

Symbol Explanation: conspicuous hill or mountain top

Look up table affected: paper chart point symbols  
simplified point symbols

Pivot Point Column: 5.08  
Pivot Point Row: 4.39

Width of Bounding Box: 10.07  
Height of Bounding Box: 8.36





Symbol Colours:  CHBLK

Comments: Line weight 0.6 mm; 9 triangles around the ellipse

Examples on ENC: N/A

References:

S57	INT 1
SLOGRD	(C 4) 
SLOTOP	(C 3) 

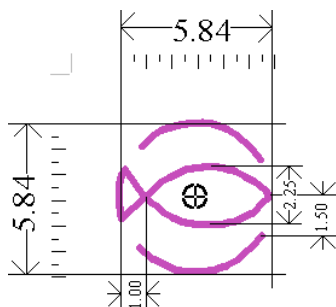
Symbol Name:	SY(HRBFAC09)	RN: 146
--------------	--------------	---------

Symbol Explanation: fishing harbour

Look up table affected: paper chart point symbols  
 area symbols with plain boundaries  
 simplified point symbols  
 area symbols with symbolized boundaries

Pivot Point Column: 2.97  
 Pivot Point Row: 2.91

Width of Bounding Box: 5.84  
 Height of Bounding Box: 5.84



Symbol Colours:  CHMGD

Comments: Line weight 0.3 mm; diameter of the half circles 5.84 mm

Examples on ENC: N/A

References:

S57		INT 1
HRBFAC	F 10	

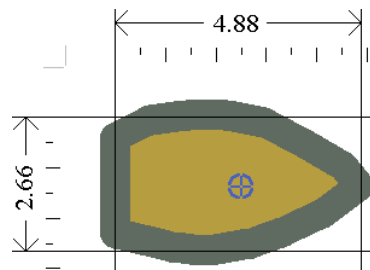
Symbol Name:	SY(HULKES01)	RN: 147
--------------	--------------	---------

Symbol Explanation: hulk

Look up table affected: paper chart point symbols  
simplified point symbols

Pivot Point Column: 2.54  
Pivot Point Row: 1.41

Width of Bounding Box: 4.88  
Height of Bounding Box: 2.66



Symbol Colours:



Comments: Outline weight 0.6 mm

Examples on ENC: N/A

References:

S57		INT 1
HULKES	F 34	



Symbol Name:	SY(INFARE51)	RN: 148
--------------	--------------	---------

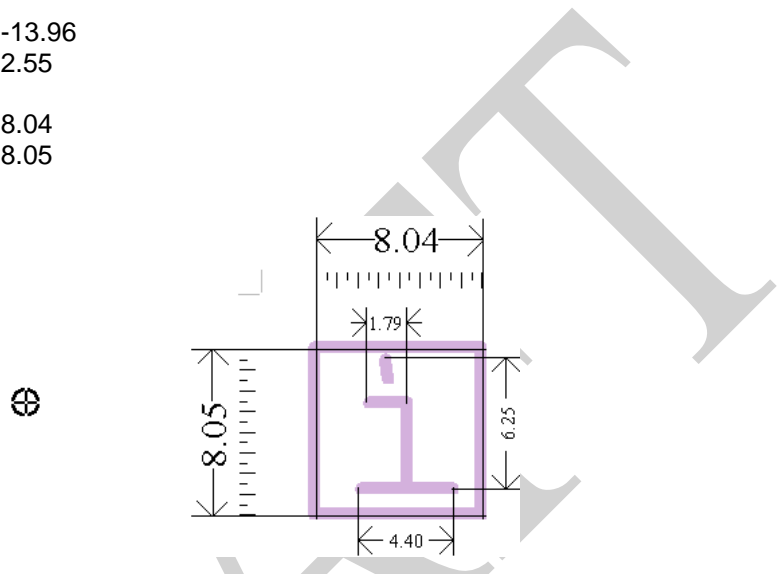
Symbol Explanation: area with minor restrictions or information notices

Look up table affected: area symbols with plain boundaries  
area symbols with symbolized boundaries

Called by CSP etc.: CSP RESARE04,  
CSP RESARE04 Continuation E,  
CSP RESCSP02

Pivot Point Column: -13.96  
Pivot Point Row: 2.55

Width of Bounding Box: 8.04  
Height of Bounding Box: 8.05

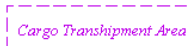

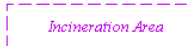
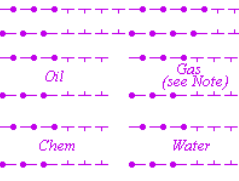



Symbol Colours:  CHMGF

Comments: Line weight 0.6 mm

Examples on ENC: N/A

References:

S57		INT 1
CTSARE	N 64	 Cargo Transhipment Area
DMPGRD	N 23, 24, 62.1, 62.2	(N 24)  Dumping Ground for Chemical waste
ICNARE	N 65	 Incineration Area
PIPARE	L 40.2, 41.2	 Oil Gas (see Note) Chem Water
RESARE	N 22, 26	(N 26)  Historic Wk

Symbol Name:	SY(INDHLT01)	RN: 594
--------------	--------------	---------

Symbol Explanation: indication highlight for mariner's use

Look up table affected: paper chart point symbols  
simplified point symbols

Pivot Point Column: 15.00  
Pivot Point Row: 15.00

Width of Bounding Box: 11.74  
Height of Bounding Box: 11.74



Symbol Colours:



Comments: Line weight 0.6 mm (CHYLW); with 0.3 mm outline (BKAJ1)  
See PresLib section 10.5.9 and 10.5.10

Examples on ENC: N/A

References:

S57	INT 1
-----	-------

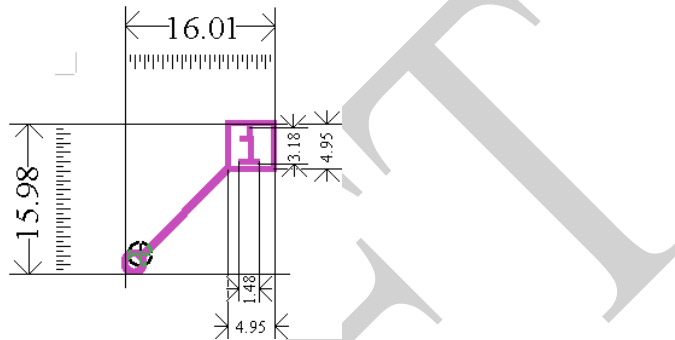
Symbol Name:	SY(INFORM01)	RN: 149
--------------	--------------	---------

Symbol Explanation: this object has additional information available by cursor query

Look up table affected: N/A

Pivot Point Column: 1.83  
Pivot Point Row: 14.05

Width of Bounding Box: 16.01  
Height of Bounding Box: 15.98



Symbol Colours:  CHMGD

Comments: Line weight 0.6 mm; circle diameter 2.16 mm  
See PresLib section 8.6.1.1

Examples on ENC: N/A

References:

S57	INT 1
-----	-------

Symbol Name:	SY(CHDATD01)	RN: 591
--------------	--------------	---------

Symbol Explanation: This object is a date dependent by attribute DATSTA, DATEND, PERSTA and/or PEREND

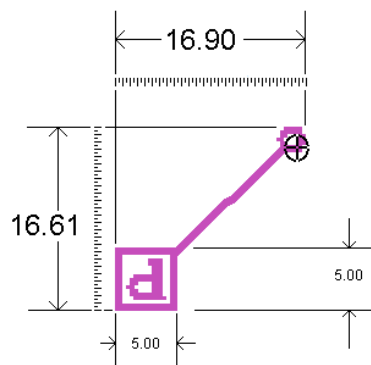
Look up table affected: N/A

Pivot Point Column: 15.48

Pivot Point Row: 1.42

Width of Bounding Box: 16.90

Height of Bounding Box: 16.61



Symbol Colours:  CHMGD

Comments: Line weight 0.6 mm; circle diameter 2.2 mm  
See PresLib section 10.4.1

Examples on ENC: N/A

References:

S57	INT 1
-----	-------

Symbol Name:

SY(ISODGR01)

RN: 150

Symbol Explanation: isolated danger of depth less than the safety contour

Look up table affected: N/A

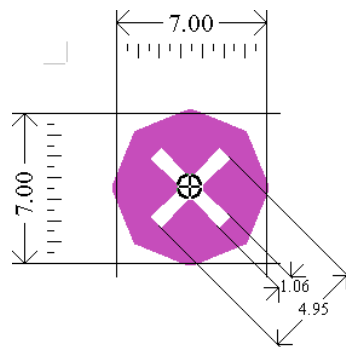
Called by CSP etc.: CSP UDWHAZ05

Pivot Point Column: 3.50

Pivot Point Row: 3.50

Width of Bounding Box: 7.00

Height of Bounding Box: 7.00



Symbol Colours:  ISDNG

Comments: IMO PS App.2 1.3

Examples on ENC: N/A

References:

S57	INT 1	
OBSTRN	I 2, 4; K 1, 31, 40-43.2, 46.1, 46.2; L 20, 21.1-21.3, 22, 43	(I 2) <i>SD</i>
UWTROC	K 11, 13-14.2, 16; O 27	(K 11)  Height datum Chart datum 5 m
WRECKS	K 26-31	(K 26) 

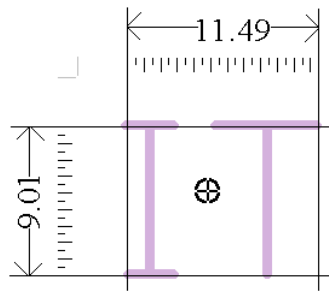
Symbol Name:	SY(ITZARE51)	RN: 151
--------------	--------------	---------

Symbol Explanation: area of inshore traffic

Look up table affected: area symbols with plain boundaries  
area symbols with symbolized boundaries

Pivot Point Column: 4.96  
Pivot Point Row: 4.00

Width of Bounding Box: 11.49  
Height of Bounding Box: 9.01



Symbol Colours:  CHMGF

Comments: Line weight 0.6 mm

Examples on ENC: N/A

References:

S57		INT 1
ISTZNE	M 14, 25.1, 25.2	(M 14)

Symbol Name:	SY(LIGHTS11)	RN: 152
--------------	--------------	---------

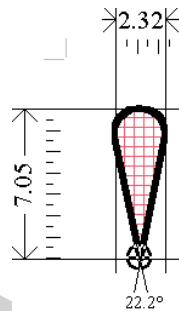
Symbol Explanation: light flare, red

Look up table affected: N/A

Called by CSP etc.: CSP LIGHTS06 Continuation A  
CSP LIGHTS06 Continuation B

Pivot Point Column: 1.20  
Pivot Point Row: 7.05

Width of Bounding Box: 2.32  
Height of Bounding Box: 7.05



Symbol Colours:

- LITRD
- OUTLW

Comments: Outline weight 0.3 mm; arc diameter 2.32 mm  
Transparency 50%

Examples on ENC: N/A

References:

S57	INT 1	
LIGHTS	G 117; P 1-6, 10.1-11, 11.2, 12-14, 16, 20.1, 30.1-30.3, 31, 40, 41, 43, 45-62, 65; Q 41; R 20, 22	(P 46) Oc.R.8s 5M Oc.R.8s R.Inten R.7M

Symbol Name:	SY(LIGHTS12)	RN: 153
--------------	--------------	---------

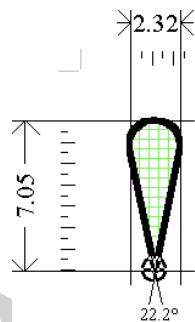
Symbol Explanation: light flare, green

Look up table affected: N/A

Called by CSP etc.: CSP LIGHTS06 Continuation A  
CSP LIGHTS06 Continuation B

Pivot Point Column: 1.20  
Pivot Point Row: 7.05

Width of Bounding Box: 2.32  
Height of Bounding Box: 7.05




Symbol Colours:

- LITGN
- OUTLW

Comments: Outline weight 0.3 mm; arc diameter 2.32 mm  
Transparency 50%

Examples on ENC: N/A

References:

S57	INT 1
LIGHTS	(P 21) 
	G 117; P 1-11, 11.3, 12-62, 65; Q 41; R 20, 22



Symbol Name:	SY(LIGHTS13)	RN: 154
--------------	--------------	---------

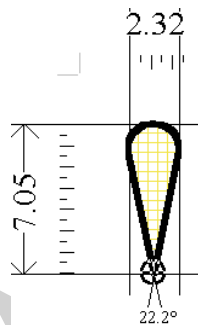
Symbol Explanation: light flare, white or yellow

Look up table affected: N/A

Called by CSP etc.: CSP LIGHTS06 Continuation A  
CSP LIGHTS06 Continuation B

Pivot Point Column: 1.20  
Pivot Point Row: 7.05

Width of Bounding Box: 2.32  
Height of Bounding Box: 7.05




Symbol Colours:



Comments: Outline weight 0.3 mm; arc diameter 2.32 mm  
Transparency 50%

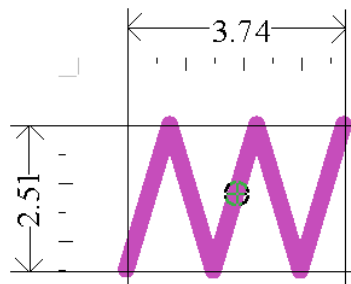
Examples on ENC: N/A

References:

S57		INT 1
LIGHTS	G 117; P 1-11, 11.1, 11.6, 11.7, 11.8, 12-62, 65; Q 41, 130.3; R 20, 22	(Q 41) 

Symbol Name:	SY(LIGHTS81)	RN: 155
--------------	--------------	---------

Symbol Explanation: strip light  
 Look up table affected: N/A  
 Called by CSP etc.: CSP LIGHTS06  
 Pivot Point Column: 1.92  
 Pivot Point Row: 1.21  
 Width of Bounding Box: 3.74  
 Height of Bounding Box: 2.51



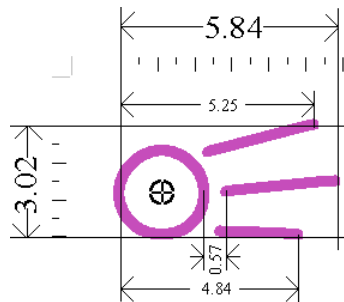
Symbol Colours:  CHMGD  
 Comments: Line weight 0.3 mm  
 Examples on ENC: N/A

References:

S57		INT 1
LIGHTS	P 64	


Symbol Name:	SY(LIGHTS82)	RN: 156
--------------	--------------	---------

Symbol Explanation: floodlight  
 Look up table affected: N/A  
 Called by CSP etc.: CSP LIGHTS06  
 Pivot Point Column: 1.16  
 Pivot Point Row: 1.86  
 Width of Bounding Box: 5.84  
 Height of Bounding Box: 3.02



Symbol Colours:  CHMGD  
 Comments: Line weight 0.3 mm; circle diameter 2.32 mm  
 Examples on ENC: N/A

References:

S57	INT 1		
LIGHTS	G 70; P 63	(P 63)	
			(Illuminated)

Symbol Name:	SY(LITDEF11)	RN: 157
--------------	--------------	---------

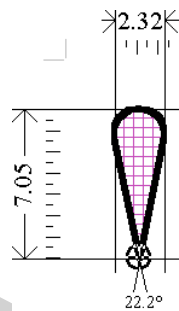
Symbol Explanation: light flare

Look up table affected: N/A

Called by CSP etc.: CSP LIGHTS06 Continuation A  
CSP LIGHTS06 Continuation B

Pivot Point Column: 1.20  
Pivot Point Row: 7.05

Width of Bounding Box: 2.32  
Height of Bounding Box: 7.05




Symbol Colours:

- CHMGD
- OUTLW

Comments: Outline weight 0.3 mm; arc diameter 2.32 mm  
Transparency 50%

Examples on ENC: N/A

References:

S57		INT 1
LIGHTS	G 117; P 1-10, 11, 12-15, 20.1-20.3, 22-61.1, 62; Q 41; R 20, 22	(P 2) 

Symbol Name:	SY(LITFLT01)	RN: 158
--------------	--------------	---------

Symbol Explanation: light float, paper-chart

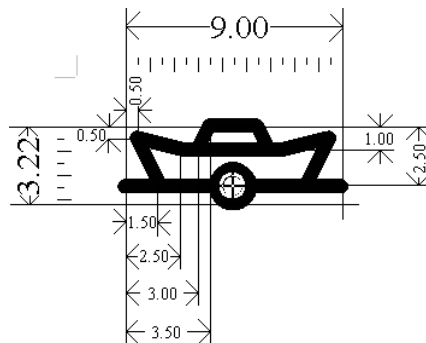
Look up table affected: paper chart point symbols

Pivot Point Column: 4.50

Pivot Point Row: 2.50

Width of Bounding Box: 9.00

Height of Bounding Box: 3.22





Symbol Colours:  CHBLK

Comments: Line weight 0.6 mm

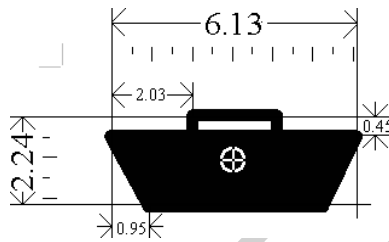
Examples on ENC: N/A

References:

S57		INT 1
LITFLT	Q 30-31	(Q 30)  <i>Fl. G. 3s</i> <i>Name</i> (Q 31)  <i>Fl. 10s 12m 26M</i>


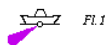
Symbol Name:	SY(LITFLT02)	RN: 159
--------------	--------------	---------

Symbol Explanation: light float, simplified  
 Look up table affected: simplified point symbols  
 Pivot Point Column: 3.07  
 Pivot Point Row: 1.12  
 Width of Bounding Box: 6.13  
 Height of Bounding Box: 2.24



Symbol Colours:  CHBLK  
 Comments: Line weight 0.3 mm  
 Examples on ENC: N/A

References:

S57	INT 1
LITFLT	Q 30-31 (Q 30)  Fl. G. 3s Name G (Q 31)  Fl. 18s 12m 26M

Symbol Name:	SY(LITVES01)	RN: 160
--------------	--------------	---------

Symbol Explanation: light vessel, paper-chart

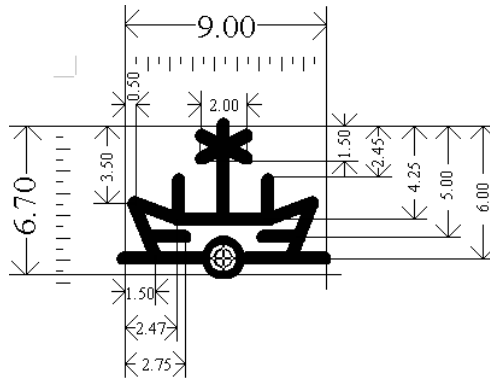
Look up table affected: paper chart point symbols

Pivot Point Column: 4.50

Pivot Point Row: 6.00

Width of Bounding Box: 9.00

Height of Bounding Box: 6.70



Symbol Colours:  CHBLK

Comments: Line weight 0.6 mm; circle diameter 1.4 mm

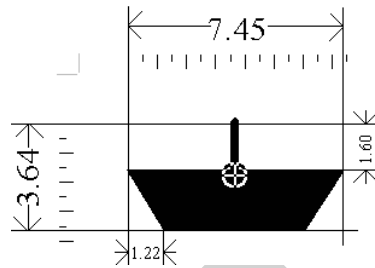
Examples on ENC: N/A

References:

S57		INT 1	
LITVES	P 6		<i>Lt V</i>

Symbol Name:	SY(LITVES02)	RN: 161
--------------	--------------	---------

Symbol Explanation: light vessel, simplified  
 Look up table affected: simplified point symbols  
 Pivot Point Column: 3.72  
 Pivot Point Row: 1.82  
 Width of Bounding Box: 7.45  
 Height of Bounding Box: 3.64



Symbol Colours:  CHBLK  
 Comments: Line weight 0.3 mm  
 Examples on ENC: N/A

References:

S57		INT 1	
LITVES	P 6		<i>LtV</i>



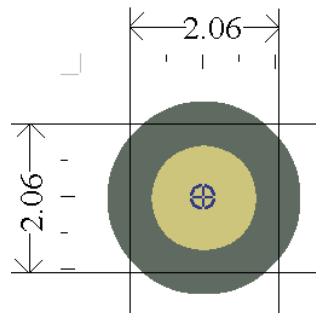
Symbol Name:	SY(LNDARE01)	RN: 162
--------------	--------------	---------

Symbol Explanation: land as a point at small scale

Look up table affected: paper chart point symbols  
simplified point symbols

Pivot Point Column: 1.03  
Pivot Point Row: 1.03

Width of Bounding Box: 2.06  
Height of Bounding Box: 2.06



Symbol Colours:



Comments: Circle outline weight 0.6 mm; circle diameter 2.06 mm

Examples on ENC: N/A

References:

S57	INT 1	
LNDARE	K 10	

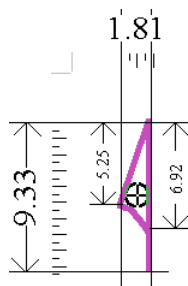
Symbol Name:	SY(LOCMAG01)	RN: 163
--------------	--------------	---------

Symbol Explanation: cursor pick site for a magnetic anomaly at a point or along a line

Look up table affected: line symbols  
paper chart point symbols  
simplified point symbols

Pivot Point Column: 1.14  
Pivot Point Row: 4.69

Width of Bounding Box: 1.81  
Height of Bounding Box: 9.33



Symbol Colours:  CHMGD

Comments: Line weight 0.3 mm

Examples on ENC: N/A

References:

S57		INT 1
LOCMAG	B 82.1-2	(B 82.1)
		±15°

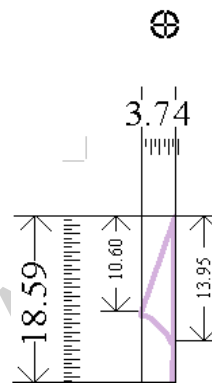
Symbol Name:	SY(LOCMAG51)	RN: 164
--------------	--------------	---------

Symbol Explanation: cursor pick site for a magnetic anomaly over an area

Look up table affected: line symbols  
area symbols with plain boundaries  
area symbols with symbolized boundaries

Pivot Point Column: 2.70  
Pivot Point Row: -21.46

Width of Bounding Box: 3.74  
Height of Bounding Box: 18.59



Symbol Colours:  CHMGF

Comments: Line weight 0.6 mm

Examples on ENC: N/A

References:

S57	INT 1	
LOCMAG	B 82.1-2	(B 82.2)  Local Magnetic Anomaly (see Note)

Symbol Name:	SY(LOWACC01)	RN: 165
--------------	--------------	---------

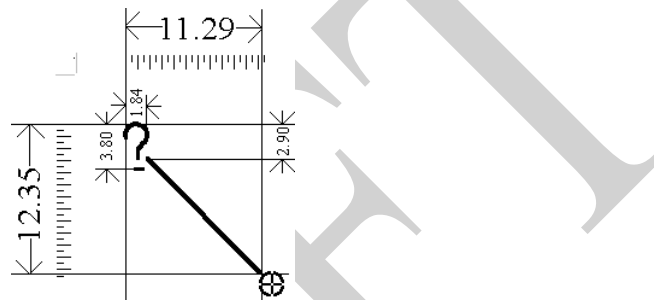
Symbol Explanation: point feature or area of low accuracy

Look up table affected: N/A

Called by CSP etc.: CSP QUAPNT02,  
CSP LOWACC01

Pivot Point Column: 12.30  
Pivot Point Row: 13.30

Width of Bounding Box: 11.29  
Height of Bounding Box: 12.35



Symbol Colours:  CHBLK

Comments: Line weight 0.3 mm

Examples on ENC: N/A

References:

S57		INT 1
not specified	B 7, 8; I 3.1, 3.2	(B 7)  PA
COALNE	C 2, 12, 32, 33	
DEPCNT	I 31	
OBSTRN	K 43.2	
SOUNDG	I 4, 14	

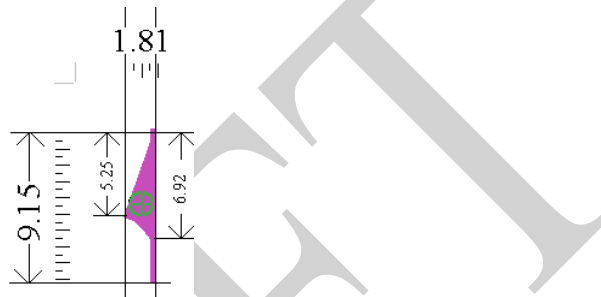
Symbol Name:	<b>SY(MAGVAR01)</b>	RN: 166
--------------	---------------------	---------

Symbol Explanation: cursor pick site for magnetic variation at a point

Look up table affected: paper chart point symbols  
simplified point symbols

Pivot Point Column: 1.08  
Pivot Point Row: 4.47

Width of Bounding Box: 1.81  
Height of Bounding Box: 9.15



Symbol Colours:  CHMGD

Comments: Line weight 0.3 mm

Examples on ENC: N/A

References:

S57	INT 1
MAGVAR	B 60, 66, 68.1, 70, 71

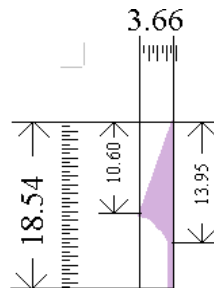
Symbol Name:	SY(MAGVAR51)	RN: 167
--------------	--------------	---------

Symbol Explanation: cursor pick site for magnetic variation along a line or over an area

Look up table affected: line symbols  
area symbols with plain boundaries  
area symbols with symbolized boundaries

Pivot Point Column: 2.53  
Pivot Point Row: 36.74

Width of Bounding Box: 3.66  
Height of Bounding Box: 18.54



Symbol Colours:  CHMGF

Comments: Line weight 0.6 mm

Examples on ENC: N/A

References:

S57		INT 1
MAGVAR	B 60, 66, 70, 71	

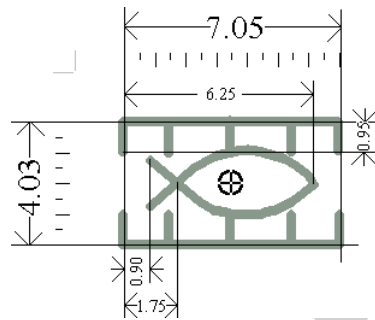
Symbol Name:	SY(MARCUL02)	RN: 168
--------------	--------------	---------

Symbol Explanation: fish farm

Look up table affected: paper chart point symbols  
simplified point symbols

Pivot Point Column: 3.53  
Pivot Point Row: 2.02

Width of Bounding Box: 7.05  
Height of Bounding Box: 4.03



Symbol Colours:  CHGRD

Pattern: N/V

Comments: Line weight 0.3 mm

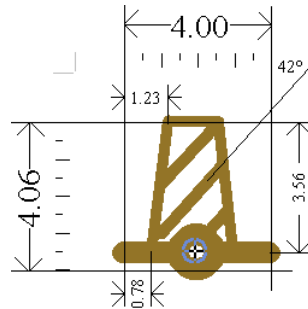
Examples on ENC: N/A

References:

S57		INT 1
MARCUL	K 47, 48.1 – 2	(K 48.1)
		<div style="border: 1px dashed black; padding: 5px; display: inline-block;">  (see Note) </div>

Symbol Name:	SY(MONUMT02)	RN: 169
--------------	--------------	---------

Symbol Explanation: monument  
 Look up table affected: paper chart point symbols  
 Pivot Point Column: 1.97  
 Pivot Point Row: 3.55  
 Width of Bounding Box: 4.00  
 Height of Bounding Box: 4.06



Symbol Colours:  LANDF

Comments: Line weight 0.3 mm; cross bar line weight 0.6 mm  
 Circle line weight 0.3mm; circle diameter 1.0 mm

Examples on ENC: N/A

References:

S57	INT 1	
LNDMRK	E 24; G 66	(E 24)
		Mon



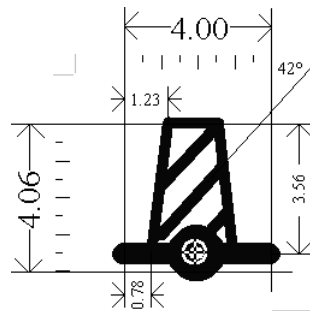
Symbol Name:	SY(MONUMT12)	RN: 170
--------------	--------------	---------

Symbol Explanation: conspicuous monument

Look up table affected: paper chart point symbols  
simplified point symbols

Pivot Point Column: 1.97  
Pivot Point Row: 3.55

Width of Bounding Box: 4.00  
Height of Bounding Box: 4.06






Symbol Colours:  CHBLK

Comments: Line weight 0.6mm; cross bar line weight 0.6 mm  
Circle line weight 0.3mm; circle diameter 1.0 mm

Examples on ENC: N/A

References:

S57	INT 1			
LNDMRK	E 2, 24; G 66	(E 24)		
		<table border="1" style="background-color: #FFD700;"> <tr> <td style="text-align: center;">  </td> <td style="text-align: center;">Mon</td> </tr> </table>		Mon
	Mon			

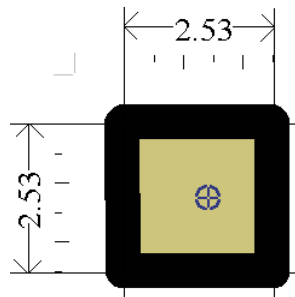
Symbol Name:	SY(MORFAC03)	RN: 171
--------------	--------------	---------

Symbol Explanation: mooring dolphin

Look up table affected: paper chart point symbols  
simplified point symbols

Pivot Point Column: 1.44  
Pivot Point Row: 1.29

Width of Bounding Box: 2.53  
Height of Bounding Box: 2.53



Symbol Colours:

- LANDA
- CHBLK

Comments: Outline weight 0.6 mm

Examples on ENC: N/A

References:

S57		INT 1
MORFAC	F 20	= Dn  = Dns
SLCONS	G 171	

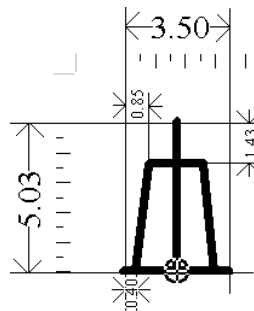
Symbol Name:	SY(MORFAC04)	RN: 172
--------------	--------------	---------

Symbol Explanation: deviation mooring dolphin

Look up table affected: paper chart point symbols  
simplified point symbols

Pivot Point Column: 1.80  
Pivot Point Row: 5.03

Width of Bounding Box: 3.50  
Height of Bounding Box: 5.03



Symbol Colours:  CHBLK

Comments: Line weight 0.3 mm

Examples on ENC: N/A

References:

S57		INT 1
MORFAC	F 21	

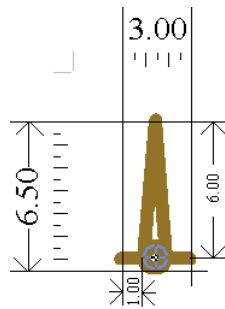
Symbol Name:	SY(MSTCON04)	RN: 173
--------------	--------------	---------

Symbol Explanation: mast

Look up table affected: paper chart point symbols  
simplified point symbols

Pivot Point Column: 1.50  
Pivot Point Row: 6.00

Width of Bounding Box: 3.00  
Height of Bounding Box: 6.50



Symbol Colours:  LANDF

Comments: Line weight 0.3mm; circle diameter 1.0 mm

Examples on ENC: N/A

References:

S57		INT 1
LNDMRK	E 28, 30.1; G 67, 69; P 61.1, 61.2	(E 28) 

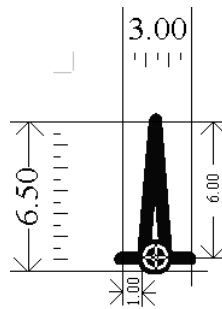
Symbol Name:	SY(MSTCON14)	RN: 174
--------------	--------------	---------

Symbol Explanation: conspicuous mast

Look up table affected: paper chart point symbols  
simplified point symbols

Pivot Point Column: 1.50  
Pivot Point Row: 6.00

Width of Bounding Box: 3.00  
Height of Bounding Box: 6.50



Symbol Colours:  CHBLK

Comments: Line weight 0.6 mm; circle diameter 1.0 mm

Examples on ENC: N/A

References:

S57		INT 1
LNDMRK	E 28, 30.1; G 67, 69; P 61.1, 61.2	(E 30.1) 

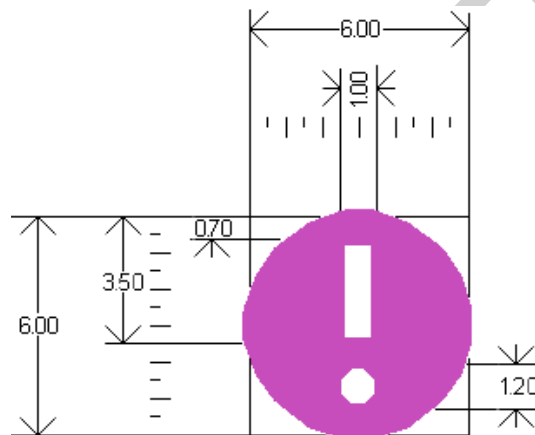
Symbol Name:	SY(NEWOBJ01)	RN:	585
--------------	--------------	-----	-----

Symbol Explanation: new object

Look up table affected: paper chart point symbols  
area symbols with plain boundaries  
simplified point symbols  
area symbols with symbolized boundaries

Pivot Point Column: 3.00  
Pivot Point Row: 3.00

Width of Bounding Box: 6.00  
Height of Bounding Box: 6.00



Symbol Colours:  CHMGD

Comments: Line weight 0.3 mm

Examples on ENC: N/A

References:

S57 E3.1.1		INT 1
NEWOBJ	N/A	

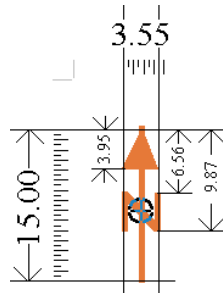
Symbol Name:	SY(NORTHAR1)	RN: 175
--------------	--------------	---------

Symbol Explanation: north arrow

Look up table affected: N/A

Pivot Point Column: 1.93  
Pivot Point Row: 8.25

Width of Bounding Box: 3.55  
Height of Bounding Box: 15.00



Symbol Colours:  SCLBR

Comments: Line weight 0.6 mm  
See PresLib section 8.5.4

Examples on ENC: N/A

References:

S57	INT 1
-----	-------

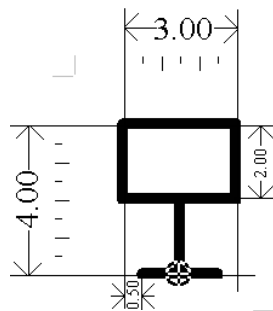
Symbol Name:	SY(NOTBRD11)	RN: 176
--------------	--------------	---------

Symbol Explanation: conspicuous notice board

Look up table affected: paper chart point symbols  
simplified point symbols

Pivot Point Column: 1.50  
Pivot Point Row: 4.00

Width of Bounding Box: 3.00  
Height of Bounding Box: 4.00



Symbol Colours:  CHBLK

Comments: Line weight 0.6mm

Examples on ENC: N/A

References:

S57	INT 1	
BCNSPP	Q 126	☐



Symbol Name:	SY(OBSTRN01)	RN: 177
--------------	--------------	---------

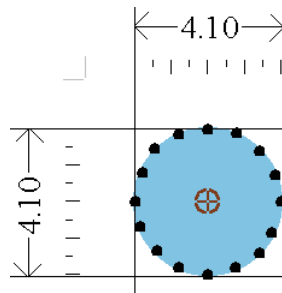
Symbol Explanation: obstruction, depth not stated

Look up table affected: N/A

Called by CSP etc.: CSP OBSTRN07 Continuation A

Pivot Point Column: 2.05  
Pivot Point Row: 2.05

Width of Bounding Box: 4.10  
Height of Bounding Box: 4.10



Symbol Colours :  
 DEPVS  
 CHBLK

Comments: Circle line diameter 4.1 mm;  
Dot diameter 0.3 mm; 16 dots around the circle

Examples on ENC: N/A

References:

S57		INT 1
OBSTRN	I 2, 4; K 1, 16, 40, 42	(K 1) 

Symbol Name:	SY(OBSTRN02)	RN: 178
--------------	--------------	---------

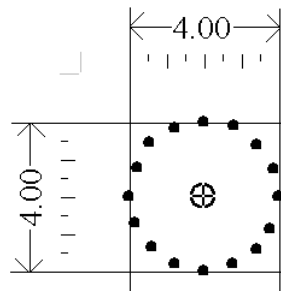
Symbol Explanation: obstruction in the intertidal area

Look up table affected: N/A

Called by CSP etc.: Earlier version of CSP OBSTRN

Pivot Point Column: 2.00  
Pivot Point Row: 2.00

Width of Bounding Box: 4.00  
Height of Bounding Box: 4.00



Symbol Colours:  CHBLK

Comments: Circle line diameter 4.0 mm;  
Dot diameter 0.3 mm; 16 dots around the circle

Examples on ENC: N/A

References:

S57	INT 1
-----	-------

Symbol Name:	SY(OBSTRN03)	RN: 526
--------------	--------------	---------

Symbol Explanation: obstruction which covers and uncovers

Look up table affected: N/A

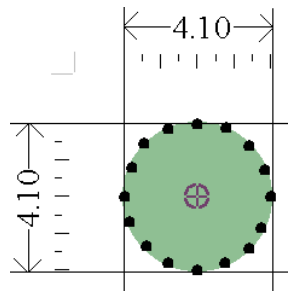
Called by CSP etc.: CSP OBSTRN07 Continuation A

Pivot Point Column: 2.05

Pivot Point Row: 2.05

Width of Bounding Box: 4.10

Height of Bounding Box: 4.10



Symbol Colours:



Comments: Circle line diameter 4.1 mm;  
 Dot diameter 0.3 mm; 16 dots around the circle

Examples on ENC: N/A

References:

S57		INT 1
OBSTRN	K 1	

Symbol Name:	SY(OBSTRN11)	RN: 179
--------------	--------------	---------

Symbol Explanation: obstruction in the water which is always above water level

Look up table affected: N/A

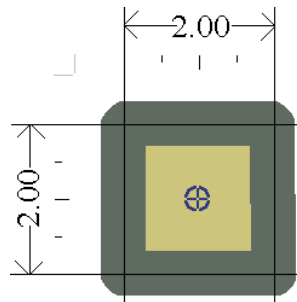
Called by CSP etc.: CSP OBSTRN07 Continuation A

Pivot Point Column: 1.00

Pivot Point Row: 1.01

Width of Bounding Box: 2.00

Height of Bounding Box: 2.00




Symbol Colours:



Comments: Line weight 0.6 mm

Examples on ENC: N/A

References:

S57		INT 1
OBSTRN	G 179, 180; L 23	(L 23)  <span style="margin-left: 20px;">⊙Pipe</span>

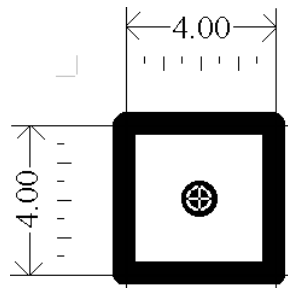
Symbol Name:	SY(OFSPLF01)	RN: 180
--------------	--------------	---------

Symbol Explanation: offshore platform

Look up table affected: paper chart point symbols  
simplified point symbols

Pivot Point Column: 2.00  
Pivot Point Row: 2.00

Width of Bounding Box: 4.00  
Height of Bounding Box: 4.00



Symbol Colours:  CHBLK

Comments: Line weight 0.6 mm; point diameter 1.0 mm

Examples on ENC: N/A

References:

S57		INT 1
OFSPLF	L 2, 10, 11-15, 17	(L 2)  Z-44

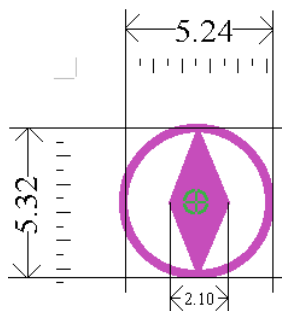
Symbol Name:	SY(PILBOP02)	RN: 187
--------------	--------------	---------

Symbol Explanation: pilot boarding place

Look up table affected: paper chart point symbols  
area symbols with plain boundaries  
simplified point symbols  
area symbols with symbolized boundaries

Pivot Point Column: 2.59  
Pivot Point Row: 2.69

Width of Bounding Box: 5.24  
Height of Bounding Box: 5.32



Symbol Colours:  CHMGD

Comments: Line weight 0.3 mm; circle diameter 5.24 mm

Examples on ENC: N/A

References:

S57		INT 1
PILBOP	T 1.1-1.4	(T 1.1) 

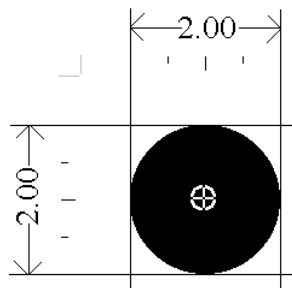
Symbol Name:	SY(PILPNT02)	RN: 188
--------------	--------------	---------

Symbol Explanation: pile or bollard

Look up table affected: paper chart point symbols  
simplified point symbols

Pivot Point Column: 1.00  
Pivot Point Row: 1.00

Width of Bounding Box: 2.00  
Height of Bounding Box: 2.00



Symbol Colours:  CHBLK

Comments: Point diameter 2.0 mm

Examples on ENC: N/A

References:

S57		INT 1
MORFAC	G 181	
PILPNT	F 22; G 179, 180	(F 22)
		•

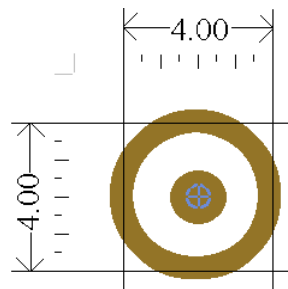
Symbol Name:	SY(POSGEN01)	RN: 193
--------------	--------------	---------

Symbol Explanation: position of a point feature

Look up table affected: paper chart point symbols  
simplified point symbols

Pivot Point Column: 2.00  
Pivot Point Row: 2.00

Width of Bounding Box: 4.00  
Height of Bounding Box: 4.00



Symbol Colours:  LANDF

Comments: Circle line weight 0.3mm; circle diameter 4.0 mm  
Point diameter 1.6 mm

Examples on ENC: N/A

References:

S57		INT 1
LNDMRK	E 10.3, 17	
RADSTA	M 30; S 1	(M 30)  ⊗ Radar Surveillance Station



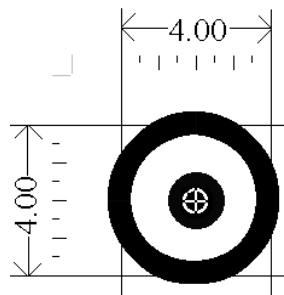
Symbol Name:	SY(POSGEN03)	RN: 194
--------------	--------------	---------

Symbol Explanation: position of a conspicuous point feature

Look up table affected: paper chart point symbols  
simplified point symbols

Pivot Point Column: 2.00  
Pivot Point Row: 2.00

Width of Bounding Box: 4.00  
Height of Bounding Box: 4.00



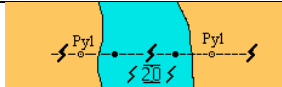
Symbol Colours:  CHBLK

Pattern: N/V

Comments: Circle line weight 0.6 mm; circle diameter 4.0 mm  
Point diameter 1.6 mm

Examples on ENC: N/V

References:

S57		INT 1
BUISGL	Not specified	
LNDMRK	E 2, 17	
PYLONS	D 26	

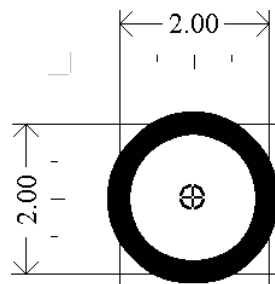
Symbol Name:	SY(POSGEN04)	RN: 195
--------------	--------------	---------

Symbol Explanation: position of an elevation or control point

Look up table affected: paper chart point symbols  
area symbols with plain boundaries  
simplified point symbols  
area symbols with symbolized boundaries



Pivot Point Column: 1.00  
Pivot Point Row: 1.00

Width of Bounding Box: 2.00  
Height of Bounding Box: 2.00



Symbol Colours:  CHBLK  
Pattern: N/V  
Comments: Circle line weight 0.6 mm  
Examples on ENC: N/V

References:

S57	INT 1	
CHKPNT	not specified	
CTRPNT	B 20-24	(B 21) 
LNDELV	C 10-13 G 24, 25; K 10, 20	(C 11) 
LNDRGN	C 33; G 3-12, 20, 21, 23, 26, 29-33, 35, 36	

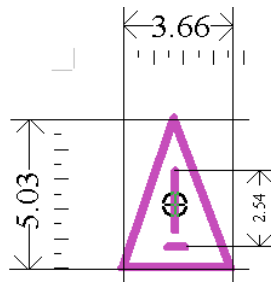
Symbol Name:	SY(PRCARE12)	RN: 197
--------------	--------------	---------

Symbol Explanation: point symbol for traffic precautionary area

Look up table affected: paper chart point symbols  
simplified point symbols

Pivot Point Column: 1.77  
Pivot Point Row: 2.93

Width of Bounding Box: 3.66  
Height of Bounding Box: 5.03




Symbol Colours:  TRFCD

Pattern: N/V

Comments: Line weight 0.3 mm

Examples on ENC: N/V

References:

S57		INT 1	
PRCARE	M 16, 24	(M 16)	 <i>Precautionary Area</i>

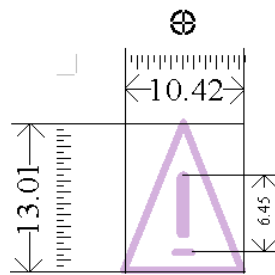
Symbol Name:	SY(PRCARE51)	RN: 198
--------------	--------------	---------

Symbol Explanation: traffic precautionary area

Look up table affected: area symbols with plain boundaries  
area symbols with symbolized boundaries

Pivot Point Column: 5.12  
Pivot Point Row: -8.84

Width of Bounding Box: 10.42  
Height of Bounding Box: 13.01



Symbol Colours:  TRFCF

Pattern: N/V

Comments: Line weight 0.6 mm

Examples on ENC: N/V

References:

S57		INT 1
PRCARE	M 16, 24	

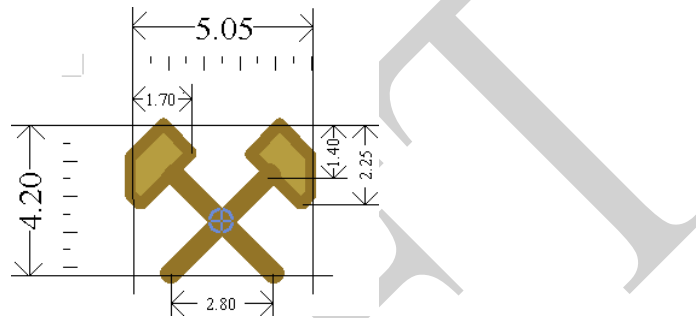
Symbol Name:	SY(PRDINS02)	RN: 199
--------------	--------------	---------

Symbol Explanation: mine, quarry

Look up table affected: paper chart point symbols  
simplified point symbols

Pivot Point Column: 2.55  
Pivot Point Row: 2.75

Width of Bounding Box: 5.05  
Height of Bounding Box: 4.20



Symbol Colours:

- LANDF
- CHBRN

Pattern: N/V

Comments: Hammer head outline weight 0.3 mm; Handle line weight 0.6 mm

Examples on ENC: N/V

References:

S57		INT 1
PRDARE	E 35.1, 35.2	(E 35.2)
		

Symbol Name:	SY(PRICKE03)	RN: 200
--------------	--------------	---------

Symbol Explanation: withy, port-hand, paper-chart

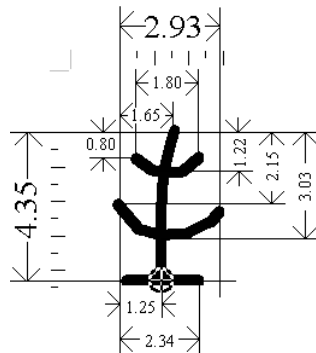
Look up table affected: paper chart point symbols

Pivot Point Column: 1.25

Pivot Point Row: 4.35

Width of Bounding Box: 2.93

Height of Bounding Box: 4.35




Symbol Colours:  CHBLK

Pattern: N/V

Comments: Line weight 0.3 mm

Examples on ENC: N/V

References:

S57		INT 1
BCNLAT	Q 92	

Symbol Name:	SY(PRICKE04)	RN: 201
--------------	--------------	---------

Symbol Explanation: withy, starboard-hand, paper-chart

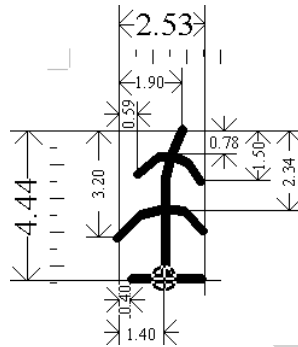
Look up table affected: paper chart point symbols

Pivot Point Column: 1.41

Pivot Point Row: 4.44

Width of Bounding Box: 2.53

Height of Bounding Box: 4.44



Symbol Colours:  CHBLK

Pattern: N/V

Comments: Line weight 0.3 mm

Examples on ENC: N/V

References:

S57		INT 1
BCNLAT	Q 92	

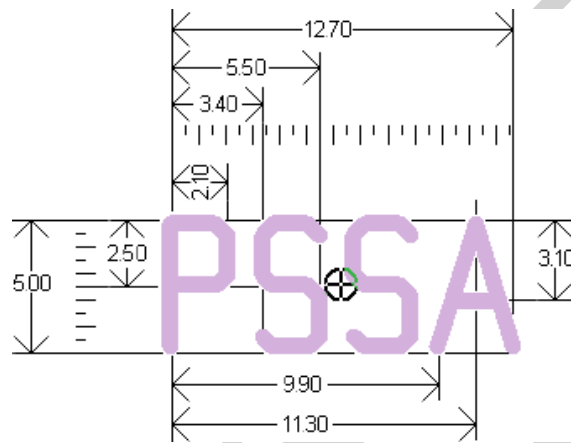
Symbol Name:	SY(PSSARE01)	RN: 519
--------------	--------------	---------

Symbol Explanation: PSSA - centred symbol

Look up table affected: area symbols with plain boundaries  
area symbols with symbolized boundaries

Pivot Point Column: 6.35  
Pivot Point Row: 6.35

Width of Bounding Box: 12.70  
Height of Bounding Box: 5.00



Symbol Colours:  CHMGF

Comments: Line weight 0.6 mm

Examples on ENC: N/A

References:

S57 E.3.1.1		INT 1
RESARE, CATREA 28	N22	<div style="border: 1px dashed #C080FF; display: inline-block; padding: 2px; margin-bottom: 5px;">PSSA</div> <div style="border: 1px dashed #C080FF; display: inline-block; padding: 2px;">PSSA</div>



Symbol Name:	SY(QUAPOS01)	RN: 202
--------------	--------------	---------

Symbol Explanation: position approximate

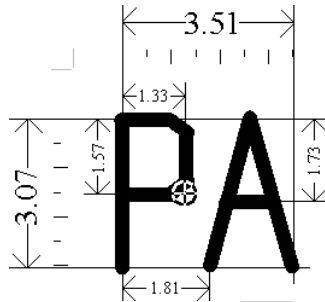
Look up table affected: N/V

Pivot Point Column: 1.32

Pivot Point Row: 1.56

Width of Bounding Box: 3.51

Height of Bounding Box: 3.07



Symbol Colours:  CHBLK

Pattern: N/V

Comments: Line weight 0.3 mm

Examples on ENC: N/V

References:

S57		INT 1
As applicable	B 7	PA

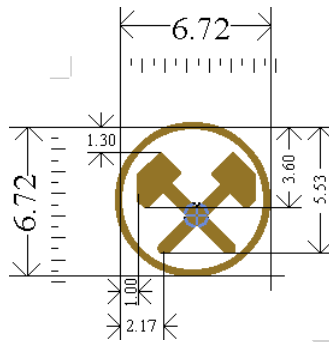
Symbol Name:	SY(QUARRY01)	RN: 203
--------------	--------------	---------


Symbol Explanation: quarry

Look up table affected: area symbols with plain boundaries  
area symbols with symbolized boundaries

Pivot Point Column: 3.52  
Pivot Point Row: 4.08

Width of Bounding Box: 6.72  
Height of Bounding Box: 6.72




Symbol Colours:  LANDF

Pattern: N/V

Comments: Circle line weight 0.3 mm; circle diameter 6.72 mm  
Hammer line weight 0.6 mm

Examples on ENC: N/V

References:

S57		INT 1
PRDARE	E 35.1, 35.2	(E 35.1) 

Symbol Name:	SY(QUESMRK1)	RN: 204
--------------	--------------	---------

Symbol Explanation: object which is not sufficiently described to be symbolized, or for which no symbol exists in the symbol library

Look up table affected: paper chart point symbols  
area symbols with plain boundaries  
simplified point symbols  
area symbols with symbolized boundaries  
line symbols

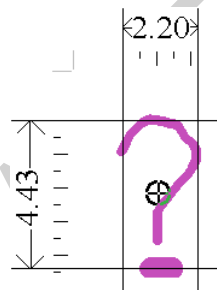
Called by CSP etc.: CSP LIGHTS06 Continuation A

Pivot Point Column: 1.10

Pivot Point Row: 2.22

Width of Bounding Box: 2.20

Height of Bounding Box: 4.43



Symbol Colours:  CHMGD

Pattern: N/V

Comments: Question mark line weight 0.3 mm; dot line weight 0.6 mm

Examples on ENC: N/V

References:

S57	INT 1
Not specified	

Symbol Name:	SY(RACNSP01)	RN: 205
--------------	--------------	---------

Symbol Explanation: symbol indicating this object is radar conspicuous

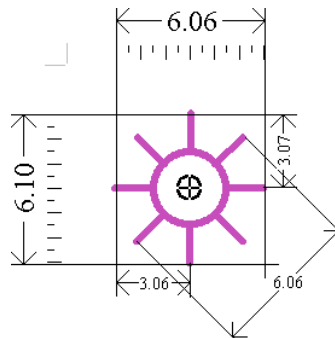
Look up table affected: line symbols

Pivot Point Column: 3.04

Pivot Point Row: 3.05

Width of Bounding Box: 6.06

Height of Bounding Box: 6.10




Symbol Colours:  CHMGD

Comments: Line weight 0.3 mm; circle diameter 2.98mm

Examples on ENC: N/A

References:

S57		INT 1
Not specified	S 4, 5	(S 5) 
CBLOHD	D 26	
CONVYR	D 25; G 182	
PIPOHD	D 28	

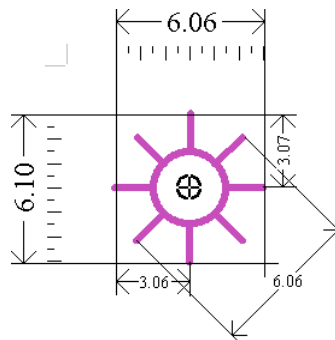
Symbol Name:	SY(RADRFL03)	RN: 206
--------------	--------------	---------

Symbol Explanation: radar reflector

Look up table affected: paper chart point symbols  
simplified point symbols

Pivot Point Column: 3.04  
Pivot Point Row: 3.05

Width of Bounding Box: 6.06  
Height of Bounding Box: 6.10



Symbol Colours:  CHMGD

Comments: Line weight 0.3 mm; circle diameter 2.98mm

Examples on ENC: N/A

References:

S57		INT 1
RADRFL	Not specified	

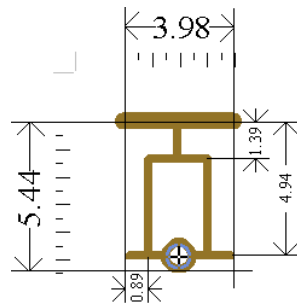
Symbol Name:	SY(RASCAN01)	RN: 207
--------------	--------------	---------

Symbol Explanation: radar scanner

Look up table affected: paper chart point symbols  
simplified point symbols

Pivot Point Column: 2.02  
Pivot Point Row: 4.94

Width of Bounding Box: 3.98  
Height of Bounding Box: 5.44



Symbol Colours:  LANDF

Comments: Line weight 0.3 mm; upper bar line weight 0.3mm  
Circle diameter 1.0 mm

Examples on ENC: N/A

References:

S57	INT 1
LNDMRK	E 30.3

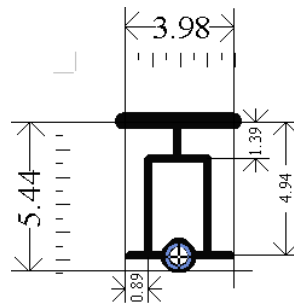
Symbol Name:	SY(RASCAN11)	RN: 208
--------------	--------------	---------

Symbol Explanation: conspicuous radar scanner

Look up table affected: paper chart point symbols  
simplified point symbols

Pivot Point Column: 2.07  
Pivot Point Row: 4.92

Width of Bounding Box: 3.98  
Height of Bounding Box: 5.44




Symbol Colours:  CHBLK

Comments: Line weight 0.6mm; upper bar line weight 0.6 mm  
Circle diameter 1.0 mm

Examples on ENC: N/A

References:

S57	INT 1
LNDMRK	E 2, 30.3 (E 30.3)
	

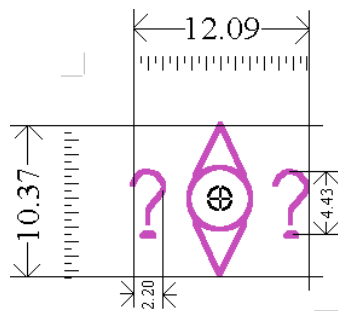
Symbol Name:	SY(RCLDEF01)	RN: 209
--------------	--------------	---------

Symbol Explanation: radio calling-in point whose direction is not known

Look up table affected: line symbols  
paper chart point symbols  
simplified point symbols

Pivot Point Column: 6.07  
Pivot Point Row: 5.17

Width of Bounding Box: 12.09  
Height of Bounding Box: 10.37



Symbol Colours:  CHMGD

Comments: Line weight 0.3 mm; circle diameter 4.36 mm  
Question mark line weight 0.3 mm; dot line weight 0.6 mm

Examples on ENC: N/A

References:

S57		INT 1
RDOCAL	M 40	



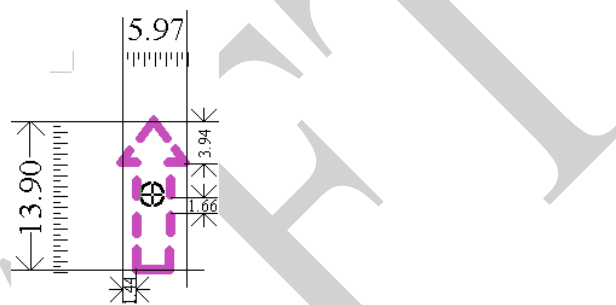
Symbol Name:	SY(RCTLPT52)	RN: 210
--------------	--------------	---------

Symbol Explanation: recommended traffic direction between parts of a traffic separation scheme, or for ships not needing a deep water route

Look up table affected: paper chart point symbols  
area symbols with plain boundaries  
simplified point symbols  
area symbols with symbolized boundaries

Pivot Point Column: 2.97  
Pivot Point Row: 6.94

Width of Bounding Box: 5.97  
Height of Bounding Box: 13.90



Symbol Colours:  TRFCD

Comments: Line weight 0.9 mm

Examples on ENC: N/A

References:

S57	INT 1
RCTLPT	not specified

Symbol Name:	SY(RDOCAL02)	RN: 211
--------------	--------------	---------

Symbol Explanation: radio calling-in point for traffic in one direction only

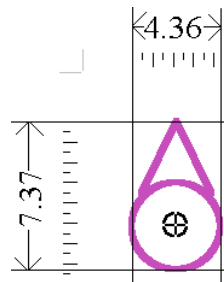
Look up table affected: line symbols  
paper chart point symbols  
simplified point symbols

Pivot Point Column: 2.18

Pivot Point Row: 5.19

Width of Bounding Box: 4.36

Height of Bounding Box: 7.37



Symbol Colours:  TRFCD

Comments: Line weight 0.3 mm; circle diameter 4.36 mm

Examples on ENC: N/A

References:

S57		INT 1
RDOCAL	M 40	

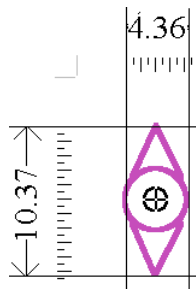
Symbol Name:	SY(RDOCAL03)	RN: 212
--------------	--------------	---------

Symbol Explanation: radio calling-in point for traffic in both directions

Look up table affected: line symbols  
paper chart point symbols  
simplified point symbols

Pivot Point Column: 2.18  
Pivot Point Row: 5.19

Width of Bounding Box: 4.36  
Height of Bounding Box: 10.37



Symbol Colours:  TRFCD

Comments: Line weight 0.3 mm; circle diameter 4.36 mm

Examples on ENC: N/A

References:

S57		INT 1
RDOCAL	M 40	

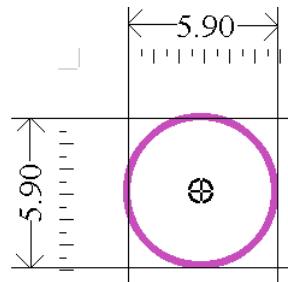
Symbol Name:	SY(RDOSTA02)	RN: 213
--------------	--------------	---------

Symbol Explanation: radio station

Look up table affected: paper chart point symbols  
simplified point symbols

Pivot Point Column: 2.97  
Pivot Point Row: 2.95

Width of Bounding Box: 5.90  
Height of Bounding Box: 5.90





Symbol Colours:  CHMGD

Comments: Line weight 0.3 mm; circle diameter 5.9 mm

Examples on ENC: N/A

References:

S57		INT 1
RADSTA	M 30; S 1	(M 30)  Radar Surveillance Station
RDOSTA	S 10-16	(S 10)  Name RC

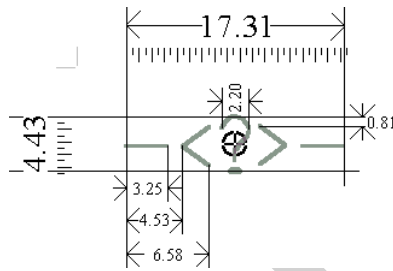
Symbol Name:	SY(RECDEF51)	RN: 214
--------------	--------------	---------

Symbol Explanation: recommended track as an area, direction not defined in data

Look up table affected: area symbols with plain boundaries  
area symbols with symbolized boundaries

Pivot Point Column: 8.74  
Pivot Point Row: 2.34

Width of Bounding Box: 17.31  
Height of Bounding Box: 4.43



Symbol Colours:  CHGRD

Comments: Line weight 0.3 mm  
Question mark line weight 0.3mm; question mark dot weight 0.6 mm

Examples on ENC: N/A

References:

S57	INT 1
RECTRC	M 1, 3-4, 5.1, 5.2, 6 (M 6)

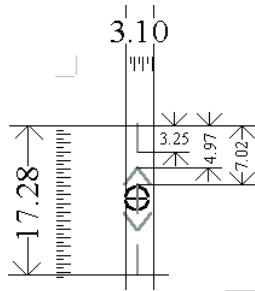
Symbol Name:	SY(RECTRC55)	RN: 215
--------------	--------------	---------

Symbol Explanation: recommended two-way track as an area, not based on fixed marks

Look up table affected: area symbols with plain boundaries  
area symbols with symbolized boundaries

Pivot Point Column: 1.53  
Pivot Point Row: 8.62

Width of Bounding Box: 3.10  
Height of Bounding Box: 17.28



Symbol Colours:  CHGRD

Comments: Line weight 0.3 mm

Examples on ENC: N/A

References:

S57	INT 1
RECTRC	M 4, 5.2, 6, 32.2 (M 4) ---<--->--- <sup>090,5°-270,5°</sup> ---<--->---

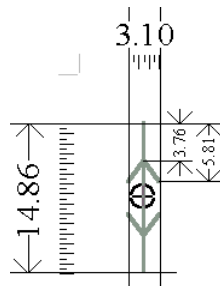
Symbol Name:	SY(RECTRC56)	RN: 216
--------------	--------------	---------

Symbol Explanation: recommended two-way track as an area, based on fixed marks

Look up table affected: area symbols with plain boundaries  
area symbols with symbolized boundaries

Pivot Point Column: 1.52  
Pivot Point Row: 7.45

Width of Bounding Box: 3.10  
Height of Bounding Box: 14.86



Symbol Colours:  CHGRD

Comments: Line weight 0.3 mm

Examples on ENC: N/A

References:

S57		INT 1
RECTRC	M 3, 5.2, 6; P 20.1, 20.2, 30.2	(M 3)  <u>2 Bns <math>\neq</math> 090,5°-270,5°</u>

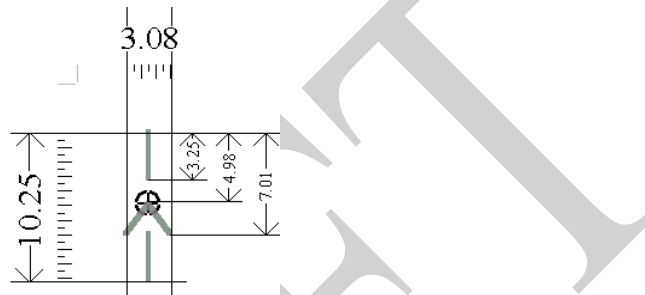
Symbol Name:	SY(RECTRC57)	RN: 217
--------------	--------------	---------

Symbol Explanation: recommended one-way track as an area, not based on fixed marks

Look up table affected: area symbols with plain boundaries  
area symbols with symbolized boundaries

Pivot Point Column: 1.56  
Pivot Point Row: 4.95

Width of Bounding Box: 3.08  
Height of Bounding Box: 10.25



Symbol Colours:  CHGRD

Comments: Line weight 0.3 mm

Examples on ENC: N/A

References:

S57	INT 1
RECTRC	M 5.1



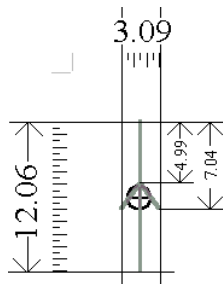
Symbol Name:	SY(RECTRC58)	RN: 218
--------------	--------------	---------

Symbol Explanation: recommended one-way track as an area, based on fixed marks

Look up table affected: area symbols with plain boundaries  
area symbols with symbolized boundaries

Pivot Point Column: 1.57  
Pivot Point Row: 6.21

Width of Bounding Box: 3.09  
Height of Bounding Box: 12.06



Symbol Colours:  CHGRD

Comments: Line weight 0.3 mm

Examples on ENC: N/A

References:

S57		INT 1
RECTRC	M 5.1	

Symbol Name:	SY(RETRFL01)	RN: 220
--------------	--------------	---------

Symbol Explanation: retro reflector, paper chart

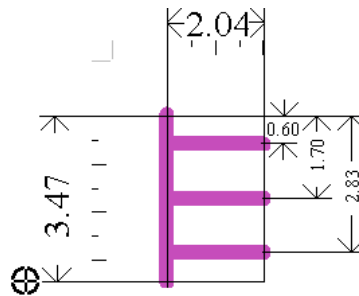
Look up table affected: paper chart point symbols

Pivot Point Column: -3.02

Pivot Point Row: 3.45

Width of Bounding Box: 2.04

Height of Bounding Box: 3.47



Symbol Colours:  CHMGD

Comments: Line weight 0.3 mm

Examples on ENC: N/A

References:

S57	INT 1
RETRFL	not specified

Symbol Name:	SY(RETRFL02)	RN: 221
--------------	--------------	---------

Symbol Explanation: retro reflector, simplified

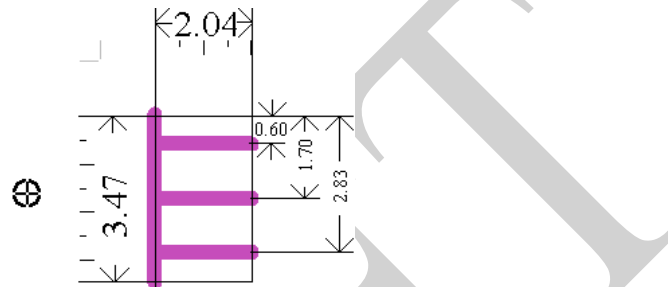
Look up table affected: simplified point symbols

Pivot Point Column: -2.79

Pivot Point Row: 1.66

Width of Bounding Box: 2.04

Height of Bounding Box: 3.47



Symbol Colours:  CHMGD

Comments: Line weight 0.3 mm

Examples on ENC: N/A

References:

S57	INT 1
RETRFL	not specified

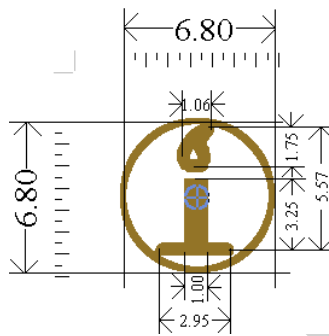
Symbol Name:	SY(RFNERY01)	RN: 222
--------------	--------------	---------

Symbol Explanation: refinery

Look up table affected: area symbols with plain boundaries  
area symbols with symbolized boundaries

Pivot Point Column: 3.41  
Pivot Point Row: 3.53

Width of Bounding Box: 6.80  
Height of Bounding Box: 6.80



Symbol Colours:  LANDF

Comments: Circle line weight 0.3 mm; circle diameter 6.8 mm  
Flame and lower bar line weight 0.3 mm  
Vertical bar line weight 0.9 mm

Examples on ENC: N/A

References:

S57	INT 1
PRDARE	G 87

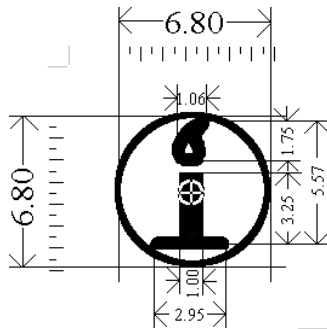
Symbol Name:	SY(RFNERY11)	RN: 223
--------------	--------------	---------

Symbol Explanation: conspicuous refinery

Look up table affected: area symbols with plain boundaries  
area symbols with symbolized boundaries

Pivot Point Column: 3.32  
Pivot Point Row: 3.58

Width of Bounding Box: 6.80  
Height of Bounding Box: 6.80



Symbol Colours:  CHBLK

Comments: Circle line weight 0.6 mm; circle diameter 7.4 mm  
Flame and lower bar line weight 0.6 mm  
Vertical bar line weight 0.9 mm

Examples on ENC: N/A

References:

S57	INT 1
PRDARE	E 2; G 87

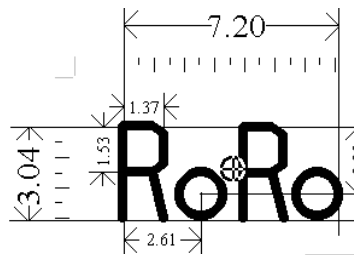
Symbol Name:	SY(ROLROL01)	RN: 224
--------------	--------------	---------

Symbol Explanation: RoRo terminal

Look up table affected: paper chart point symbols  
area symbols with plain boundaries  
simplified point symbols  
area symbols with symbolized boundaries

Pivot Point Column: 3.67  
Pivot Point Row: 1.42

Width of Bounding Box: 7.20  
Height of Bounding Box: 3.04



Symbol Colours:  CHBLK

Comments: Line weight 0.3 mm; circle diameter 1.48 mm

Examples on ENC: N/A

References:

S57		INT 1
HRBFAC	F 50	RoRo

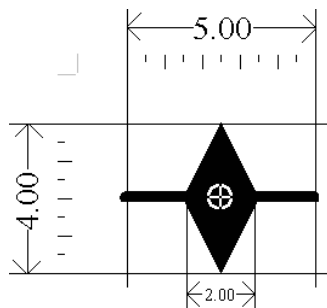
Symbol Name:	SY(RSCSTA02)	RN: 225
--------------	--------------	---------

Symbol Explanation: rescue station

Look up table affected: paper chart point symbols  
simplified point symbols

Pivot Point Column: 2.51  
Pivot Point Row: 2.00

Width of Bounding Box: 5.00  
Height of Bounding Box: 4.00




Symbol Colours:  CHBLK

Comments: Line weight 0.3 mm

Examples on ENC: N/A

References:

S57		INT 1
RSCSTA	T 11-14	(T 12)
		

Symbol Name:	SY(RSRDEF51)	RN: 226
--------------	--------------	---------

Symbol Explanation: area in which undefined restrictions exist

Look up table affected: N/A

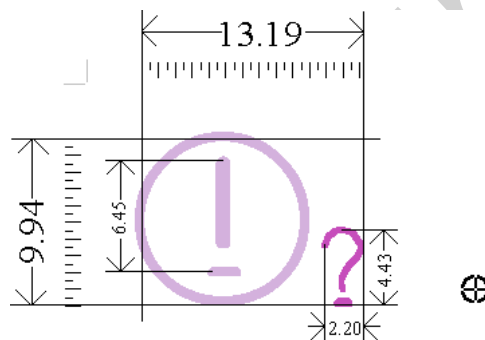
Called by CSP etc.: CSP RESARE04,  
CSP RESARE04 Continuation E,  
CSP RESCSP02

Pivot Point Column: 19.79

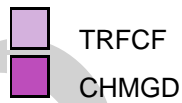
Pivot Point Row: 8.84

Width of Bounding Box: 13.19

Height of Bounding Box: 9.94



Symbol Colours:



Comments: Line weight 0.6 mm; circle diameter 9.94 mm;  
Other symbol dimensions like SY(CTNARE51)

Examples on ENC: N/A

References:

S57		INT 1
RESARE	N 2.1	



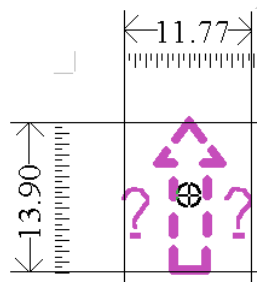
Symbol Name:	SY(RTLDEF51)	RN: 227
--------------	--------------	---------

Symbol Explanation: recommended route between parts of a traffic separation scheme, or for ships not needing a deep water route, with the direction not specified in the data

Look up table affected: paper chart point symbols  
area symbols with plain boundaries  
simplified point symbols  
area symbols with symbolized boundaries

Pivot Point Column: 6.18  
Pivot Point Row: 6.94

Width of Bounding Box: 11.77  
Height of Bounding Box: 13.90



Symbol Colours:



Comments: Line weight 0.9 mm  
Question mark line weight 0.3 mm; dot line weight 0.6 mm  
"Arrow" dimension like RCTLPT52  
"Question mark" dimension like QUESMRK1

Examples on ENC: N/A

References:

S57		INT 1
RCTLPT	not specified	

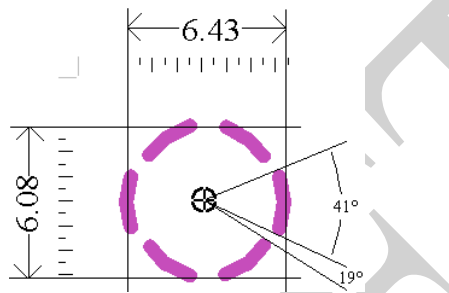
Symbol Name:	SY(RTPBCN02)	RN: 228
--------------	--------------	---------

Symbol Explanation: radar transponder beacon

Look up table affected: paper chart point symbols  
simplified point symbols

Pivot Point Column: 3.21  
Pivot Point Row: 3.04

Width of Bounding Box: 6.43  
Height of Bounding Box: 6.08



Symbol Colours:  CHMGD

Comments: Line weight 0.6 mm; circle diameter 6.08 mm

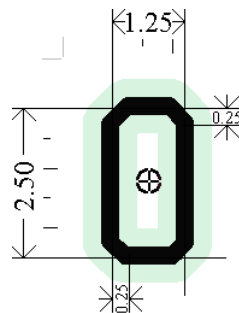
Examples on ENC: N/A

References:

S57		INT 1
RTPBCN	S 2-3	(S 3) 

Symbol Name:	SY(SAFCON00)	RN: 528
--------------	--------------	---------

Symbol Explanation: contour label  
 Look up table affected: N/A  
 Called by CSP etc.: CSP SAFCON01  
 Pivot Point Column: 0.65  
 Pivot Point Row: 1.25  
 Width of Bounding Box: 1.25  
 Height of Bounding Box: 2.50



Symbol Colours:



Comments: Background line weight 0.9 mm; foreground line weight 0.3 mm

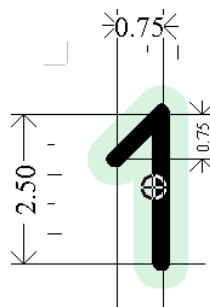
Examples on ENC N/A

References:

S57		INT 1
DEPARE	not specified	
DEPCNT	1 30, 31	(I 30) 
DRGARE	not specified	

Symbol Name:	SY(SAFCON01)	RN: 529
--------------	--------------	---------

Symbol Explanation: contour label  
 Look up table affected: N/A  
 Called by CSP etc.: CSP SAFCON01  
 Pivot Point Column: 0.65  
 Pivot Point Row: 1.25  
 Width of Bounding Box: 0.75  
 Height of Bounding Box: 2.50




Symbol Colours:  DEPDW  
 SNDG2

Comments: Background line weight 0.9 mm; foreground line weight 0.3 mm

Examples on ENC N/A

References:

S57		INT 1
DEPARE	not specified	
DEPCNT	I 30, 31	(I 30) 
DRGARE	not specified	

Symbol Name:	SY(SAFCON02)	RN: 530
--------------	--------------	---------

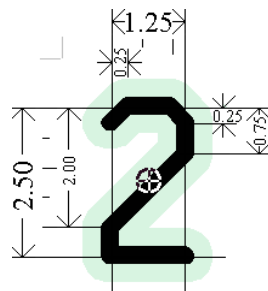
Symbol Explanation: contour label

Look up table affected: N/A

Called by CSP etc.: CSP SAFCON01

Pivot Point Column: 0.65  
Pivot Point Row: 1.25

Width of Bounding Box: 1.25  
Height of Bounding Box: 2.50



Symbol Colours:

- DEPDW
- SNDG2

Comments: Background line weight 0.9 mm; foreground line weight 0.3 mm

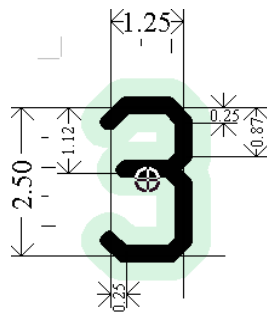
Examples on ENC N/A

References:

S57		INT 1
DEPARE	not specified	
DEPCNT	I 30, 31	(I 30) 
DRGARE	not specified	

Symbol Name:	SY(SAFCON03)	RN: 531
--------------	--------------	---------

Symbol Explanation: contour label  
 Look up table affected: N/A  
 Called by CSP etc.: CSP SAFCON01  
 Pivot Point Column: 0.65  
 Pivot Point Row: 1.25  
 Width of Bounding Box: 1.25  
 Height of Bounding Box: 2.50



Symbol Colours:



Comments: Background line weight 0.9 mm; foreground line weight 0.3 mm

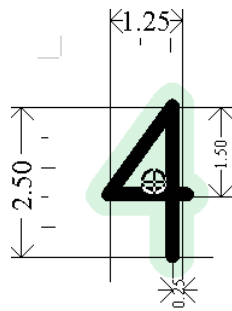
Examples on ENC N/A

References:

S57		INT 1
DEPARE	not specified	
DEPCNT	1 30, 31	(I 30) 
DRGARE	not specified	

Symbol Name:	SY(SAFCON04)	RN: 532
--------------	--------------	---------

Symbol Explanation: contour label  
 Look up table affected: N/A  
 Called by CSP etc.: CSP SAFCON01  
 Pivot Point Column: 0.65  
 Pivot Point Row: 1.25  
 Width of Bounding Box: 1.25  
 Height of Bounding Box: 2.50




Symbol Colours:  DEPDW  
 SNDG2

Comments: Background line weight 0.9 mm; foreground line weight 0.3 mm

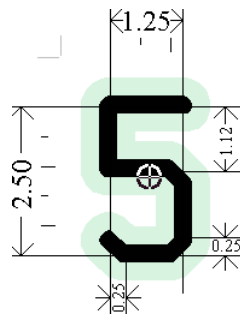
Examples on ENC N/A

References:

S57		INT 1
DEPARE	not specified	
DEPCNT	I 30, 31	(I 30) 
DRGARE	not specified	

Symbol Name:	SY(SAFCON05)	RN: 533
--------------	--------------	---------

Symbol Explanation: contour label  
 Look up table affected: N/A  
 Called by CSP etc.: CSP SAFCON01  
 Pivot Point Column: 0.69  
 Pivot Point Row: 1.20  
 Width of Bounding Box: 1.25  
 Height of Bounding Box: 2.50



Symbol Colours:  DEPDW  
 SNDG2

Comments: Background line weight 0.9 mm; foreground line weight 0.3 mm

Examples on ENC N/A

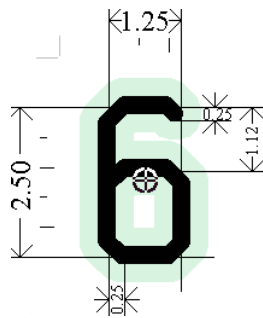
References:

S57		INT 1
DEPARE	not specified	
DEPCNT	1 30, 31	(I 30) 
DRGARE	not specified	



Symbol Name:	SY(SAFCON06)	RN: 534
--------------	--------------	---------

Symbol Explanation: contour label  
 Look up table affected: N/A  
 Called by CSP etc.: CSP SAFCON01  
 Pivot Point Column: 0.65  
 Pivot Point Row: 1.25  
 Width of Bounding Box: 1.25  
 Height of Bounding Box: 2.50



Symbol Colours:  DEPDW  
 SNDG2

Comments: Background line weight 0.9 mm; foreground line weight 0.3 mm

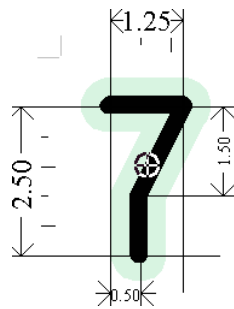
Examples on ENC N/A

References:

S57		INT 1
DEPARE	not specified	
DEPCNT	I 30, 31	(I 30) 
DRGARE	not specified	

Symbol Name:	SY(SAFCON07)	RN: 535
--------------	--------------	---------

Symbol Explanation : contour label  
 Look up table affected: N/A  
 Called by CSP etc.: CSP SAFCON01  
 Pivot Point Column: 0.65  
 Pivot Point Row: 1.25  
 Width of Bounding Box: 1.25  
 Height of Bounding Box: 2.50

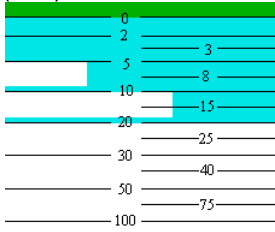


Symbol Colours :  
 DEPDW  
 SNDG2

Comments: Background line weight 0.9 mm; foreground line weight 0.3 mm

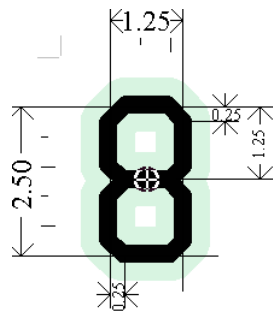
Examples on ENC N/A

References:

S57		INT 1
DEPARE	not specified	
DEPCNT	I 30, 31	(I 30) 
DRGARE	not specified	

Symbol Name:	SY(SAFCON08)	RN: 536
--------------	--------------	---------

Symbol Explanation: contour label  
 Look up table affected: N/A  
 Called by CSP etc.: CSP SAFCON01  
 Pivot Point Column: 0.65  
 Pivot Point Row: 1.25  
 Width of Bounding Box: 1.25  
 Height of Bounding Box: 2.50

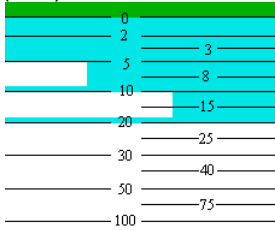


Symbol Colours:  DEPDW  
 SNDG2

Comments: Background line weight 0.9 mm; foreground line weight 0.3 mm

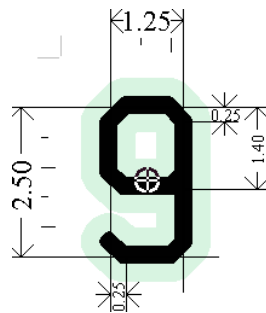
Examples on ENC N/A

References:

S57		INT 1
DEPARE	not specified	
DEPCNT	1 30, 31	(I 30) 
DRGARE	not specified	

Symbol Name:	SY(SAFCON09)	RN: 537
--------------	--------------	---------

Symbol Explanation : contour label  
 Look up table affected: N/A  
 Called by CSP etc.: CSP SAFCON01  
 Pivot Point Column: 0.65  
 Pivot Point Row: 1.25  
 Width of Bounding Box: 1.25  
 Height of Bounding Box: 2.50

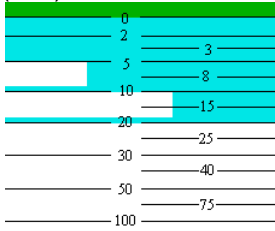


Symbol Colours :  
 DEPDW  
 SNDG2

Comments: Background line weight 0.9 mm; foreground line weight 0.3 mm

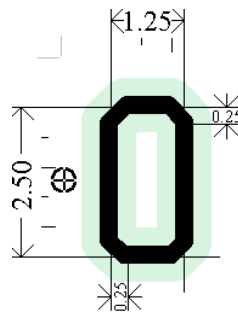
Examples on ENC N/A

References:

S57		INT 1
DEPARE	not specified	
DEPCNT	1 30, 31	(I 30) 
DRGARE	not specified	

Symbol Name:	SY(SAFCON10)	RN: 538
--------------	--------------	---------

Symbol Explanation : contour label  
 Look up table affected: N/A  
 Called by CSP etc.: CSP SAFCON01  
 Pivot Point Column: -0.75  
 Pivot Point Row: 1.25  
 Width of Bounding Box: 1.25  
 Height of Bounding Box: 2.50

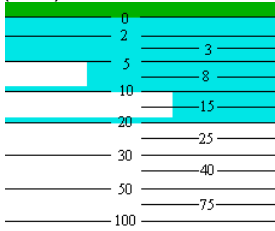


Symbol Colours :  
 DEPDW  
 SNDG2

Comments: Background line weight 0.9 mm; foreground line weight 0.3 mm

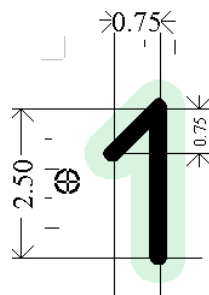
Examples on ENC N/A

References:

S57		INT 1
DEPARE	not specified	
DEPCNT	1 30, 31	(I 30) 
DRGARE	not specified	

Symbol Name:	SY(SAFCON11)	RN: 539
--------------	--------------	---------

Symbol Explanation: contour label  
 Look up table affected: N/A  
 Called by CSP etc.: CSP SAFCON01  
 Pivot Point Column: -0.75  
 Pivot Point Row: 1.25  
 Width of Bounding Box: 0.75  
 Height of Bounding Box: 2.50

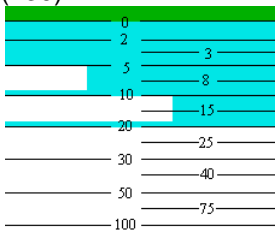


Symbol Colours:  DEPDW  
 SNDG2

Comments: Background line weight 0.9 mm; foreground line weight 0.3 mm

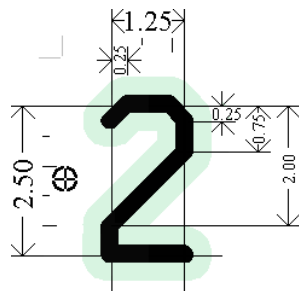
Examples on ENC N/A

References:

S57		INT 1
DEPARE	not specified	
DEPCNT	I 30, 31	(I 30) 
DRGARE	not specified	

Symbol Name:	SY(SAFCON12)	RN: 540
--------------	--------------	---------

Symbol Explanation: contour label  
 Look up table affected: N/A  
 Called by CSP etc.: CSP SAFCON01  
 Pivot Point Column: -0.75  
 Pivot Point Row: 1.25  
 Width of Bounding Box: 1.25  
 Height of Bounding Box: 2.50

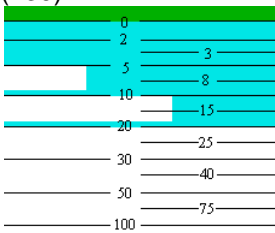


Symbol Colours:  DEPDW  
 SNDG2

Comments: Background line weight 0.9 mm; foreground line weight 0.3 mm

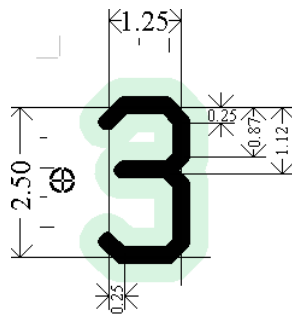
Examples on ENC N/A

References:

S57		INT 1
DEPARE	not specified	
DEPCNT	I 30, 31	(I 30) 
DRGARE	not specified	

Symbol Name:	SY(SAFCON13)	RN: 541
--------------	--------------	---------

Symbol Explanation : contour label  
 Look up table affected: N/A  
 Called by CSP etc.: CSP SAFCON01  
 Pivot Point Column: -0.75  
 Pivot Point Row: 1.25  
 Width of Bounding Box: 1.25  
 Height of Bounding Box: 2.50

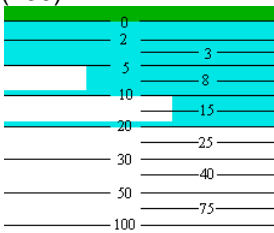


Symbol Colours :  DEPDW  
 SNDG2

Comments: Background line weight 0.9 mm; foreground line weight 0.3 mm

Examples on ENC N/A

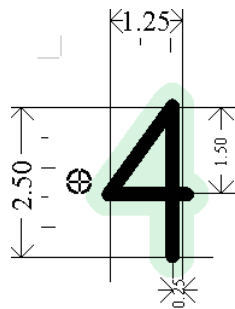
References:

S57		INT 1
DEPARE	not specified	
DEPCNT	I 30, 31	(I 30) 
DRGARE	not specified	



Symbol Name:	SY(SAFCON14)	RN: 542
--------------	--------------	---------

Symbol Explanation : contour label  
 Look up table affected: N/A  
 Called by CSP etc.: CSP SAFCON01  
 Pivot Point Column: -0.75  
 Pivot Point Row: 1.25  
 Width of Bounding Box: 1.25  
 Height of Bounding Box: 2.50

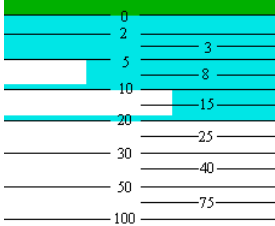


Symbol Colours :  
 DEPDW  
 SNDG2

Comments: Background line weight 0.9 mm; foreground line weight 0.3 mm

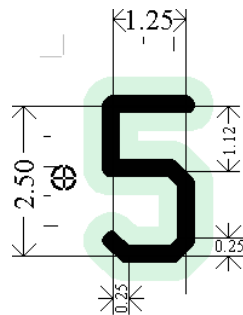
Examples on ENC N/A

References:

S57		INT 1
DEPARE	not specified	
DEPCNT	I 30, 31	(I 30) 
DRGARE	not specified	

Symbol Name:	SY(SAFCON15)	RN: 543
--------------	--------------	---------

Symbol Explanation : contour label  
 Look up table affected: N/A  
 Called by CSP etc.: CSP SAFCON01  
 Pivot Point Column: -0.75  
 Pivot Point Row: 1.25  
 Width of Bounding Box: 1.25  
 Height of Bounding Box: 2.50



Symbol Colours :  DEPDW  
 SNDG2

Comments: Background line weight 0.9 mm; foreground line weight 0.3 mm

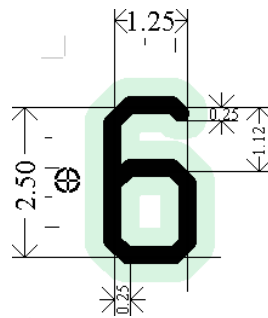
Examples on ENC N/A

References:

S57		INT 1
DEPARE	not specified	
DEPCNT	I 30, 31	(I 30) 
DRGARE	not specified	

Symbol Name:	SY(SAFCON16)	RN: 544
--------------	--------------	---------

Symbol Explanation: contour label  
 Look up table affected: N/A  
 Called by CSP etc.: CSP SAFCON01  
 Pivot Point Column: -0.75  
 Pivot Point Row: 1.25  
 Width of Bounding Box: 1.25  
 Height of Bounding Box: 2.50

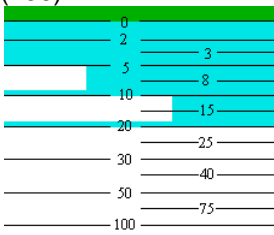


Symbol Colours:  DEPDW  
 SNDG2

Comments: Background line weight 0.9 mm; foreground line weight 0.3 mm


Examples on ENC N/A

References:

S57		INT 1
DEPARE	not specified	
DEPCNT	I 30, 31	(I 30) 
DRGARE	not specified	

Symbol Name:	SY(SAFCON17)	RN: 545
--------------	--------------	---------

Symbol Explanation : contour label  
 Look up table affected: N/A  
 Called by CSP etc.: CSP SAFCON01  
 Pivot Point Column: -0.75  
 Pivot Point Row: 1.00  
 Width of Bounding Box: 1.25  
 Height of Bounding Box: 2.50




Symbol Colours :  
 DEPDW  
 SNDG2

Comments: Background line weight 0.9 mm; foreground line weight 0.3 mm

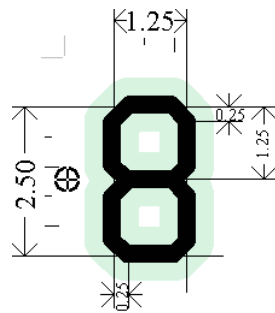
Examples on ENC N/A

References:

S57		INT 1
DEPARE	not specified	
DEPCNT	1 30, 31	(I 30) 
DRGARE	not specified	

Symbol Name:	SY(SAFCON18)	RN: 546
--------------	--------------	---------

Symbol Explanation : contour label  
 Look up table affected: N/A  
 Called by CSP etc.: CSP SAFCON01  
 Pivot Point Column: -0.75  
 Pivot Point Row: 1.25  
 Width of Bounding Box: 1.25  
 Height of Bounding Box: 2.50

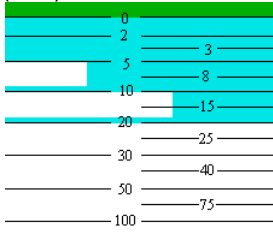


Symbol Colours :  
 DEPDW  
 SNDG2

Comments: Background line weight 0.9 mm; foreground line weight 0.3 mm

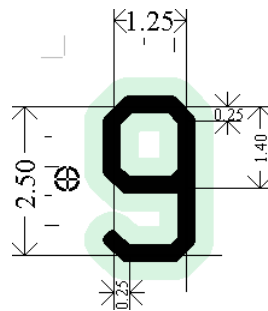
Examples on ENC N/A

References:

S57		INT 1
DEPARE	not specified	
DEPCNT	I 30, 31	(I 30) 
DRGARE	not specified	

Symbol Name:	SY(SAFCON19)	RN: 547
--------------	--------------	---------

Symbol Explanation : contour label  
 Look up table affected: N/A  
 Called by CSP etc.: CSP SAFCON01  
 Pivot Point Column: -0.75  
 Pivot Point Row: 1.25  
 Width of Bounding Box: 1.25  
 Height of Bounding Box: 2.50

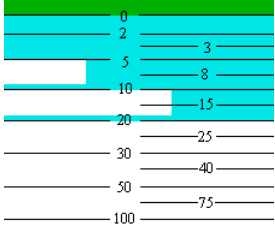


Symbol Colours :  
 DEPDW  
 SNDG2

Comments: Background line weight 0.9 mm; foreground line weight 0.3 mm

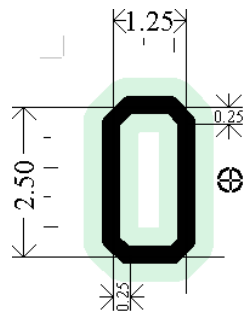
Examples on ENC N/A

References:

S57		INT 1
DEPARE	not specified	
DEPCNT	I 30, 31	(I 30) 
DRGARE	not specified	

Symbol Name:	SY(SAFCON20)	RN: 548
--------------	--------------	---------

Symbol Explanation: contour label  
 Look up table affected: N/A  
 Called by CSP etc.: CSP SAFCON01  
 Pivot Point Column: 1.98  
 Pivot Point Row: 1.24  
 Width of Bounding Box: 1.25  
 Height of Bounding Box: 2.50




Symbol Colours:  DEPDW  
 SNDG2

Comments: Background line weight 0.9 mm; foreground line weight 0.3 mm

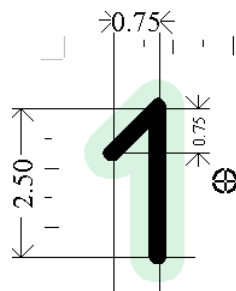
Examples on ENC N/A

References:

S57		INT 1
DEPARE	not specified	
DEPCNT	I 30, 31	(I 30) 
DRGARE	not specified	

Symbol Name:	SY(SAFCON21)	RN: 549
--------------	--------------	---------

Symbol Explanation: contour label  
 Look up table affected: N/A  
 Called by CSP etc.: CSP SAFCON01  
 Pivot Point Column: 1.80  
 Pivot Point Row: 1.24  
 Width of Bounding Box: 0.75  
 Height of Bounding Box: 2.50



Symbol Colours:



Comments: Background line weight 0.9 mm; foreground line weight 0.3 mm

Examples on ENC N/A

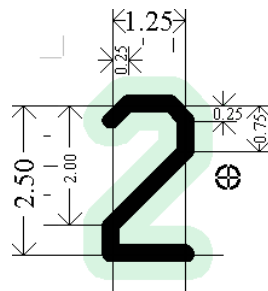
References:

S57		INT 1
DEPARE	not specified	
DEPCNT	I 30, 31	(I 30) 
DRGARE	not specified	



Symbol Name:	SY(SAFCON22)	RN: 550
--------------	--------------	---------

Symbol Explanation : contour label  
 Look up table affected: N/A  
 Called by CSP etc.: CSP SAFCON01  
 Pivot Point Column: 1.95  
 Pivot Point Row: 1.23  
 Width of Bounding Box: 1.25  
 Height of Bounding Box: 2.50



Symbol Colours :



Comments: Background line weight 0.9 mm; foreground line weight 0.3 mm

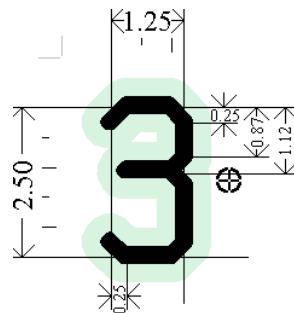
Examples on ENC N/A

References:

S57		INT 1
DEPARE	not specified	
DEPCNT	1 30, 31	(I 30) 
DRGARE	not specified	

Symbol Name:	SY(SAFCON23)	RN: 551
--------------	--------------	---------

Symbol Explanation : contour label  
 Look up table affected: N/A  
 Called by CSP etc.: CSP SAFCON01  
 Pivot Point Column: 2.00  
 Pivot Point Row: 1.25  
 Width of Bounding Box: 1.25  
 Height of Bounding Box: 2.50




Symbol Colours :  DEPDW  
 SNDG2

Comments: Background line weight 0.9 mm; foreground line weight 0.3 mm

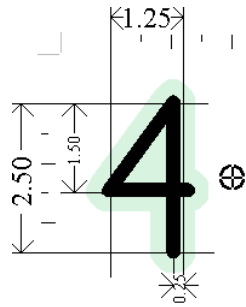
Examples on ENC N/A

References:

S57		INT 1
DEPARE	not specified	
DEPCNT	I 30, 31	(I 30) 
DRGARE	not specified	

Symbol Name:	SY(SAFCON24)	RN: 552
--------------	--------------	---------

Symbol Explanation: contour label  
 Look up table affected: N/A  
 Called by CSP etc.: CSP SAFCON01  
 Pivot Point Column: 2.00  
 Pivot Point Row: 1.25  
 Width of Bounding Box: 1.25  
 Height of Bounding Box: 2.50

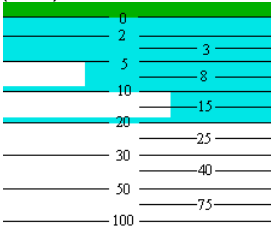


Symbol Colours:  DEPDW  
 SNDG2

Comments: Background line weight 0.9 mm; foreground line weight 0.3 mm

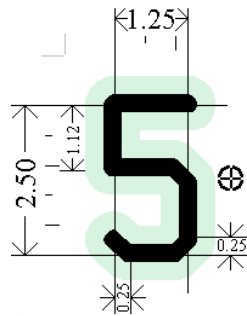
Examples on ENC N/A

References:

S57		INT 1
DEPARE	not specified	
DEPCNT	I 30, 31	(I 30) 
DRGARE	not specified	

Symbol Name:	SY(SAFCON25)	RN: 553
--------------	--------------	---------

Symbol Explanation : contour label  
 Look up table affected: N/A  
 Called by CSP etc.: CSP SAFCON01  
 Pivot Point Column: 1.95  
 Pivot Point Row: 1.25  
 Width of Bounding Box: 1.25  
 Height of Bounding Box: 2.50

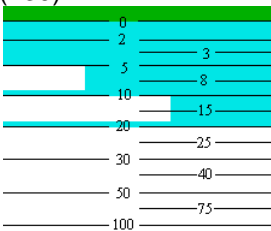


Symbol Colours :  DEPDW  
 SNDG2

Comments: Background line weight 0.9 mm; foreground line weight 0.3 mm

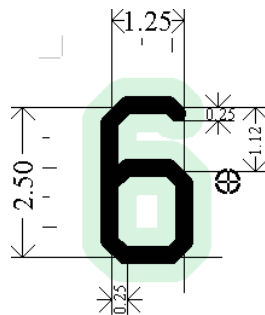
Examples on ENC N/A

References:

S57		INT 1
DEPARE	not specified	
DEPCNT	I 30, 31	(I 30) 
DRGARE	not specified	

Symbol Name:	SY(SAFCON26)	RN: 554
--------------	--------------	---------

Symbol Explanation : contour label  
 Look up table affected: N/A  
 Called by CSP etc.: CSP SAFCON01  
 Pivot Point Column: 1.98  
 Pivot Point Row: 1.25  
 Width of Bounding Box: 1.25  
 Height of Bounding Box: 2.50

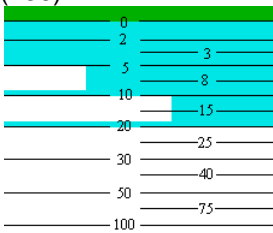


Symbol Colours :  DEPDW  
 SNDG2

Comments: Background line weight 0.9 mm; foreground line weight 0.3 mm

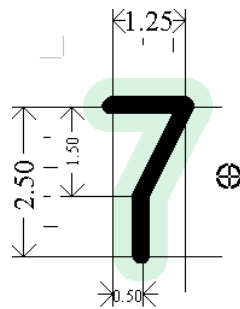
Examples on ENC N/A

References:

S57		INT 1
DEPARE	not specified	
DEPCNT	I 30, 31	(I 30) 
DRGARE	not specified	

Symbol Name:	SY(SAFCON27)	RN: 555
--------------	--------------	---------

Symbol Explanation : contour label  
 Look up table affected: N/A  
 Called by CSP etc.: CSP SAFCON01  
 Pivot Point Column: 1.98  
 Pivot Point Row: 1.18  
 Width of Bounding Box: 1.25  
 Height of Bounding Box: 2.50



Symbol Colours :  
 DEPDW  
 SNDG2

Comments: Background line weight 0.9 mm; foreground line weight 0.3 mm

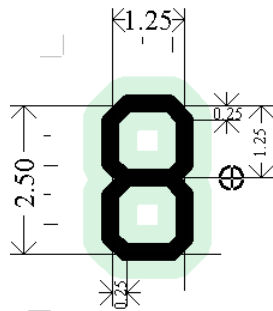
Examples on ENC N/A

References:

S57		INT 1
DEPARE	not specified	
DEPCNT	I 30, 31	(I 30) 
DRGARE	not specified	

Symbol Name:	SY(SAFCON28)	RN: 556
--------------	--------------	---------

Symbol Explanation: contour label  
 Look up table affected: N/A  
 Called by CSP etc.: CSP SAFCON01  
 Pivot Point Column: 1.96  
 Pivot Point Row: 1.25  
 Width of Bounding Box: 1.25  
 Height of Bounding Box: 2.50




Symbol Colours:  DEPDW  
 SNDG2

Comments: Background line weight 0.9 mm; foreground line weight 0.3 mm

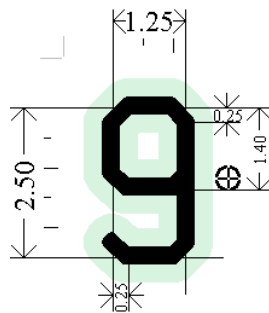
Examples on ENC N/A

References:

S57		INT 1
DEPARE	not specified	
DEPCNT	1 30, 31	(I 30) 
DRGARE	not specified	

Symbol Name:	SY(SAFCON29)	RN: 557
--------------	--------------	---------

Symbol Explanation : contour label  
 Look up table affected: N/A  
 Called by CSP etc.: CSP SAFCON01  
 Pivot Point Column: 1.96  
 Pivot Point Row: 1.21  
 Width of Bounding Box: 1.25  
 Height of Bounding Box: 2.50

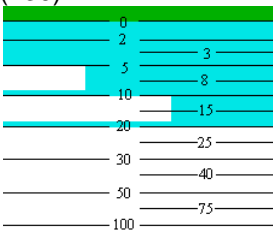


Symbol Colours :  DEPDW  
 SNDG2

Comments: Background line weight 0.9 mm; foreground line weight 0.3 mm

Examples on ENC N/A

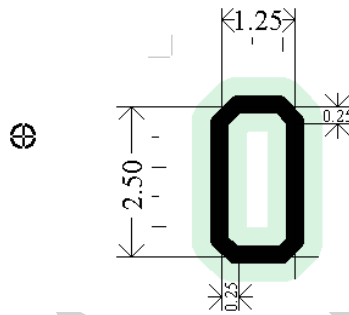
References:

S57		INT 1
DEPARE	not specified	
DEPCNT	I 30, 31	(I 30) 
DRGARE	not specified	



Symbol Name:	SY(SAFCON50)	RN: 558
--------------	--------------	---------

Symbol Explanation : contour label  
 Look up table affected: N/A  
 Called by CSP etc.: CSP SAFCON01  
 Pivot Point Column: -3.25  
 Pivot Point Row: 0.50  
 Width of Bounding Box: 1.25  
 Height of Bounding Box: 2.50



Symbol Colours :  DEPDW  
 SNDG2

Comments: Background line weight 0.9 mm; foreground line weight 0.3 mm

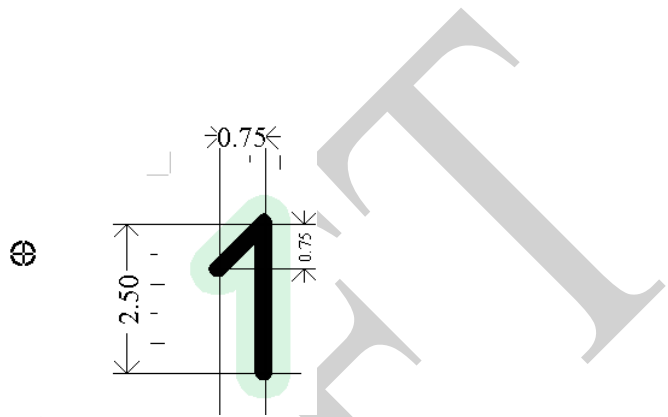
Examples on ENC N/A

References:

S57		INT 1
DEPARE	not specified	
DEPCNT	1 30, 31	(I 30) 
DRGARE	not specified	

Symbol Name:	SY(SAFCON51)	RN: 559
--------------	--------------	---------

Symbol Explanation: contour label  
 Look up table affected: N/A  
 Called by CSP etc.: CSP SAFCON01  
 Pivot Point Column: -3.25  
 Pivot Point Row: 0.50  
 Width of Bounding Box: 0.75  
 Height of Bounding Box: 2.50




Symbol Colours:  DEPDW  
 SNDG2

Comments: Background line weight 0.9 mm; foreground line weight 0.3 mm

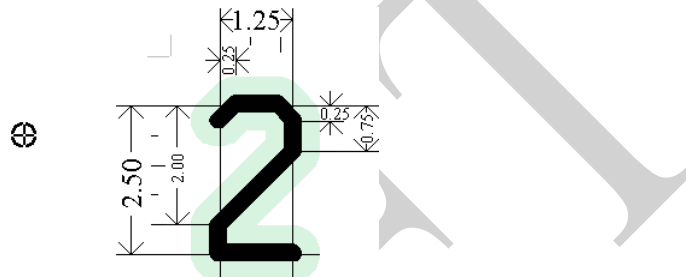
Examples on ENC N/A

References:

S57		INT 1
DEPARE	not specified	
DEPCNT	I 30, 31	(I 30) 
DRGARE	not specified	

Symbol Name:	SY(SAFCON52)	RN: 560
--------------	--------------	---------

Symbol Explanation: contour label  
 Look up table affected: N/A  
 Called by CSP etc.: CSP SAFCON01  
 Pivot Point Column: -3.25  
 Pivot Point Row: 0.50  
 Width of Bounding Box: 1.25  
 Height of Bounding Box: 2.50



Symbol Colours:  DEPDW  
 SNDG2

Comments: Background line weight 0.9 mm; foreground line weight 0.3 mm

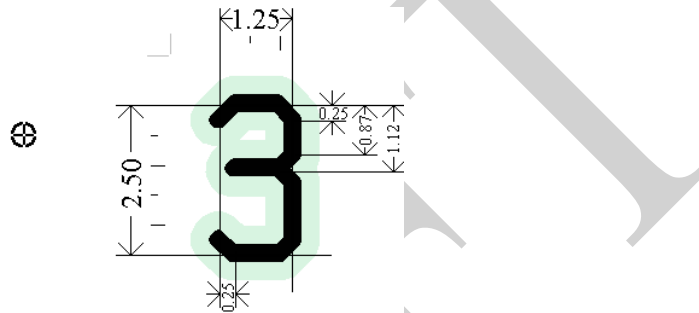
Examples on ENC N/A


References:

S57		INT 1
DEPARE	not specified	
DEPCNT	I 30, 31	(I 30) 
DRGARE	not specified	

Symbol Name:	<b>SY(SAFCON53)</b>	RN: 561
--------------	---------------------	---------

Symbol Explanation : contour label  
 Look up table affected: N/A  
 Called by CSP etc.: CSP SAFCON01  
 Pivot Point Column: -3.25  
 Pivot Point Row: 0.50  
 Width of Bounding Box: 1.25  
 Height of Bounding Box: 2.50

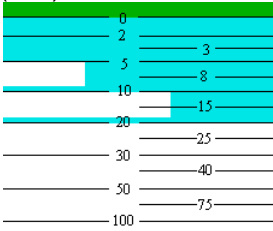


Symbol Colours :  DEPDW  
 SNDG2

Comments: Background line weight 0.9 mm; foreground line weight 0.3 mm

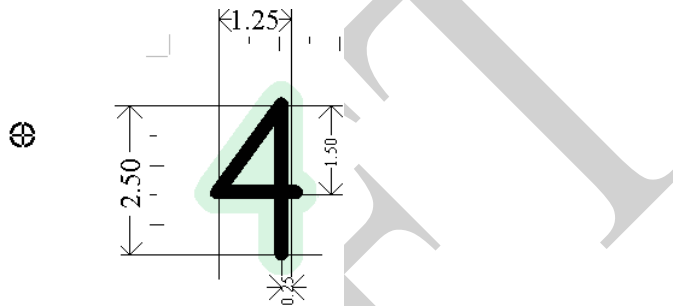
Examples on ENC N/A

References:

S57		INT 1
DEPARE	not specified	
DEPCNT	1 30, 31	(I 30) 
DRGARE	not specified	

Symbol Name:	SY(SAFCON54)	RN: 562
--------------	--------------	---------

Symbol Explanation : contour label  
 Look up table affected: N/A  
 Called by CSP etc.: CSP SAFCON01  
 Pivot Point Column: -3.25  
 Pivot Point Row: 0.50  
 Width of Bounding Box: 1.25  
 Height of Bounding Box: 2.50




Symbol Colours :  
 DEPDW  
 SNDG2

Comments: Background line weight 0.9 mm; foreground line weight 0.3 mm

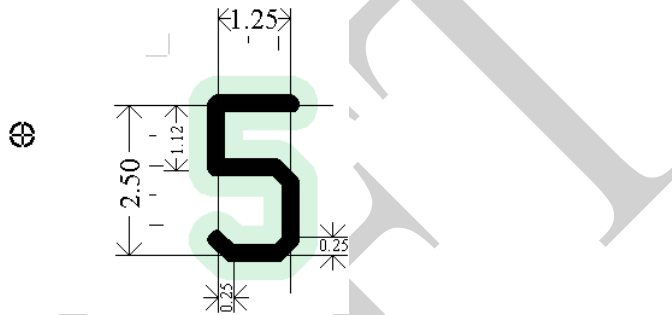
Examples on ENC N/A


References:

S57		INT 1
DEPARE	not specified	
DEPCNT	1 30, 31	(I 30) 
DRGARE	not specified	

Symbol Name:	<b>SY(SAFCON55)</b>	RN: 563
--------------	---------------------	---------

Symbol Explanation : contour label  
 Look up table affected: N/A  
 Called by CSP etc.: CSP SAFCON01  
 Pivot Point Column: -3.25  
 Pivot Point Row: 0.50  
 Width of Bounding Box: 1.25  
 Height of Bounding Box: 2.50

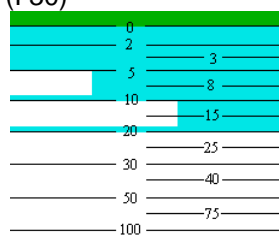


Symbol Colours :  DEPDW  
 SNDG2

Comments: Background line weight 0.9 mm; foreground line weight 0.3 mm

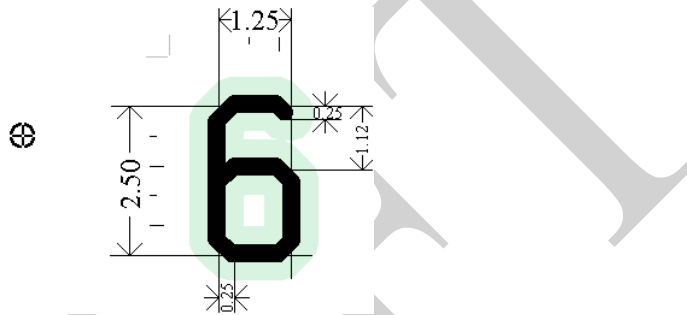
Examples on ENC N/A

References:

S57		INT 1
DEPARE	not specified	
DEPCNT	1 30, 31	(1 30) 
DRGARE	not specified	

Symbol Name:	SY(SAFCON56)	RN: 564
--------------	--------------	---------

Symbol Explanation : contour label  
 Look up table affected: N/A  
 Called by CSP etc.: CSP SAFCON01  
 Pivot Point Column: -3.25  
 Pivot Point Row: 0.50  
 Width of Bounding Box: 1.25  
 Height of Bounding Box: 2.50



Symbol Colours :  
 DEPDW  
 SNDG2

Comments: Background line weight 0.9 mm; foreground line weight 0.3 mm

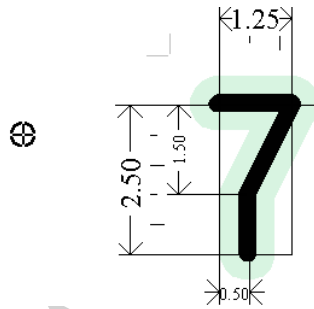
Examples on ENC N/A

References:

S57		INT 1
DEPARE	not specified	
DEPCNT	1 30, 31	(1 30) 
DRGARE	not specified	

Symbol Name:	SY(SAFCON57)	RN: 565
--------------	--------------	---------

Symbol Explanation: contour label  
 Look up table affected: N/A  
 Called by CSP etc.: CSP SAFCON01  
 Pivot Point Column: -3.25  
 Pivot Point Row: 0.50  
 Width of Bounding Box: 1.25  
 Height of Bounding Box: 2.50



Symbol Colours:  DEPDW  
 SNDG2

Comments: Background line weight 0.9 mm; foreground line weight 0.3 mm

Examples on ENC N/A

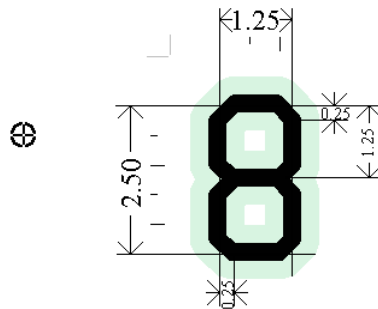
References:

S57		INT 1
DEPARE	not specified	
DEPCNT	1 30, 31	(I 30) 
DRGARE	not specified	



Symbol Name:	SY(SAFCON58)	RN: 566
--------------	--------------	---------

Symbol Explanation: contour label  
 Look up table affected: N/A  
 Called by CSP etc.: CSP SAFCON01  
 Pivot Point Column: -3.25  
 Pivot Point Row: 0.50  
 Width of Bounding Box: 1.25  
 Height of Bounding Box: 2.50



Symbol Colours:  DEPDW  
 SNDG2

Comments: Background line weight 0.9 mm; foreground line weight 0.3 mm

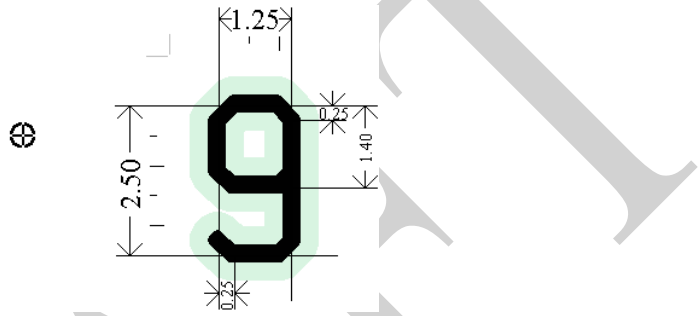
Examples on ENC N/A

References:

S57	INT 1	
DEPARE	not specified	
DEPCNT	1 30, 31	(1 30) 
DRGARE	not specified	

Symbol Name:	SY(SAFCON59)	RN: 567
--------------	--------------	---------

Symbol Explanation: contour label  
 Look up table affected: N/A  
 Called by CSP etc.: CSP SAFCON01  
 Pivot Point Column: -3.25  
 Pivot Point Row: 0.50  
 Width of Bounding Box: 1.25  
 Height of Bounding Box: 2.50

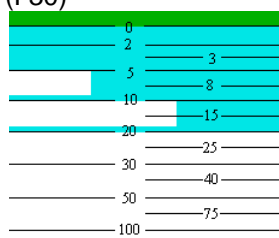


Symbol Colours:  DEPDW  
 SNDG2

Comments: Background line weight 0.9 mm; foreground line weight 0.3 mm

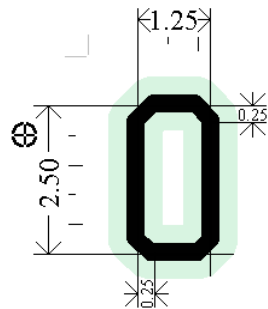
Examples on ENC N/A

References:

S57		INT 1
DEPARE	not specified	
DEPCNT	1 30, 31	(1 30) 
DRGARE	not specified	

Symbol Name:	<b>SY(SAFCON60)</b>	RN: 568
--------------	---------------------	---------

Symbol Explanation: contour label  
 Look up table affected: N/A  
 Called by CSP etc.: CSP SAFCON01  
 Pivot Point Column: -1.85  
 Pivot Point Row: 0.50  
 Width of Bounding Box: 1.25  
 Height of Bounding Box: 2.50

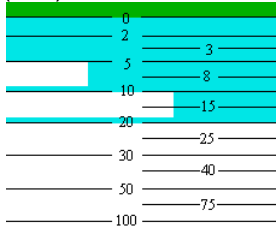


Symbol Colours:  DEPDW  
 SNDG2

Comments: Background line weight 0.9 mm; foreground line weight 0.3 mm

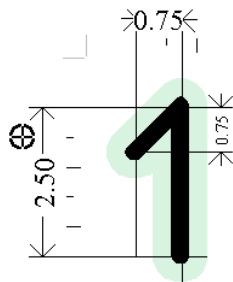
Examples on ENC N/A

References:

S57		INT 1
DEPARE	not specified	
DEPCNT	1 30, 31	(1 30) 
DRGARE	not specified	

Symbol Name:	SY(SAFCON61)	RN: 569
--------------	--------------	---------

Symbol Explanation: contour label  
 Look up table affected: N/A  
 Called by CSP etc.: CSP SAFCON01  
 Pivot Point Column: -1.85  
 Pivot Point Row: 0.50  
 Width of Bounding Box: 0.75  
 Height of Bounding Box: 2.50

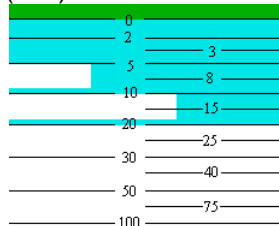


Symbol Colours:  DEPDW  
 SNDG2

Comments: Background line weight 0.9 mm; foreground line weight 0.3 mm

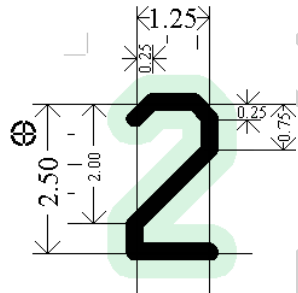
Examples on ENC N/A

References:

S57	INT 1	
DEPARE	not specified	
DEPCNT	1 30, 31	(1 30) 
DRGARE	not specified	

Symbol Name:	SY(SAFCON62)	RN: 570
--------------	--------------	---------

Symbol Explanation: contour label  
 Look up table affected: N/A  
 Called by CSP etc.: CSP SAFCON01  
 Pivot Point Column: -1.85  
 Pivot Point Row: 0.50  
 Width of Bounding Box: 1.25  
 Height of Bounding Box: 2.50



Symbol Colours:  DEPDW  
 SNDG2

Comments: Background line weight 0.9 mm; foreground line weight 0.3 mm

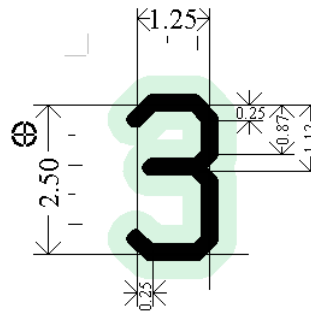
Examples on ENC N/A

References:

S57	INT 1	
DEPARE	not specified	
DEPCNT	1 30, 31	(1 30) 
DRGARE	not specified	

Symbol Name:	SY(SAFCON63)	RN: 571
--------------	--------------	---------

Symbol Explanation: contour label  
 Look up table affected: N/A  
 Called by CSP etc.: CSP SAFCON01  
 Pivot Point Column: -1.85  
 Pivot Point Row: 0.50  
 Width of Bounding Box: 1.25  
 Height of Bounding Box: 2.50



Symbol Colours:  DEPDW  
 SNDG2

Comments: Background line weight 0.9 mm; foreground line weight 0.3 mm

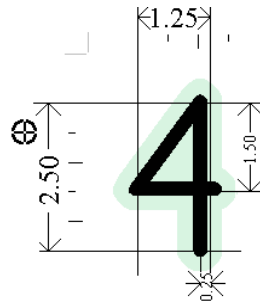
Examples on ENC N/A

References:

S57		INT 1
DEPARE	not specified	
DEPCNT	1 30, 31	(1 30) 
DRGARE	not specified	

Symbol Name:	<b>SY(SAFCON64)</b>	RN: 572
--------------	---------------------	---------

Symbol Explanation: contour label  
 Look up table affected: N/A  
 Called by CSP etc.: CSP SAFCON01  
 Pivot Point Column: -1.85  
 Pivot Point Row: 0.50  
 Width of Bounding Box: 1.25  
 Height of Bounding Box: 2.50



Symbol Colours:



Comments: Background line weight 0.9 mm; foreground line weight 0.3 mm

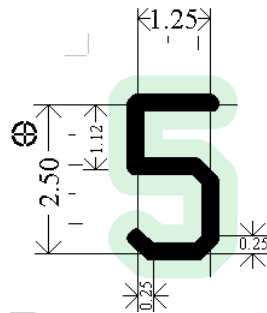
Examples on ENC N/A

References:

S57		INT 1
DEPARE	not specified	
DEPCNT	1 30, 31	(1 30) 
DRGARE	not specified	

Symbol Name:	<b>SY(SAFCON65)</b>	RN: 573
--------------	---------------------	---------

Symbol Explanation: contour label  
 Look up table affected: N/A  
 Called by CSP etc.: CSP SAFCON01  
 Pivot Point Column: -1.85  
 Pivot Point Row: 0.50  
 Width of Bounding Box: 1.25  
 Height of Bounding Box: 2.50

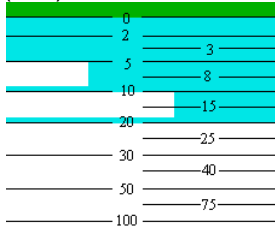


Symbol Colours:  DEPDW  
 SNDG2

Comments: Background line weight 0.9 mm; foreground line weight 0.3 mm

Examples on ENC N/A

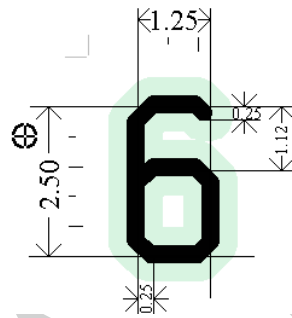
References:

S57		INT 1
DEPARE	not specified	
DEPCNT	1 30, 31	(1 30) 
DRGARE	not specified	



Symbol Name:	SY(SAFCON66)	RN: 574
--------------	--------------	---------

Symbol Explanation: contour label  
 Look up table affected: N/A  
 Called by CSP etc.: CSP SAFCON01  
 Pivot Point Column: -1.85  
 Pivot Point Row: 0.50  
 Width of Bounding Box: 1.25  
 Height of Bounding Box: 2.50



Symbol Colours:  DEPDW  
 SNDG2

Comments: Background line weight 0.9 mm; foreground line weight 0.3 mm

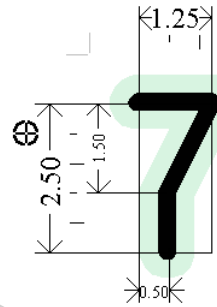
Examples on ENC N/A

References:

S57		INT 1
DEPARE	not specified	
DEPCNT	1 30, 31	(1 30) 
DRGARE	not specified	

Symbol Name:	SY(SAFCON67)	RN: 575
--------------	--------------	---------

Symbol Explanation: contour label  
 Look up table affected: N/A  
 Called by CSP etc.: CSP SAFCON01  
 Pivot Point Column: -1.85  
 Pivot Point Row: 0.50  
 Width of Bounding Box: 1.25  
 Height of Bounding Box: 2.50




Symbol Colours:  DEPDW  
 SNDG2

Comments: Background line weight 0.9 mm; foreground line weight 0.3 mm

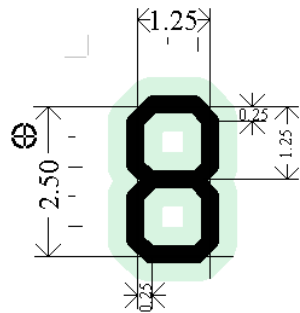
Examples on ENC N/A


References:

S57		INT 1
DEPARE	not specified	
DEPCNT	1 30, 31	(1 30) 
DRGARE	not specified	

Symbol Name:	SY(SAFCON68)	RN: 576
--------------	--------------	---------

Symbol Explanation: contour label  
 Look up table affected: N/A  
 Called by CSP etc.: CSP SAFCON01  
 Pivot Point Column: -1.85  
 Pivot Point Row: 0.50  
 Width of Bounding Box: 1.25  
 Height of Bounding Box: 2.50

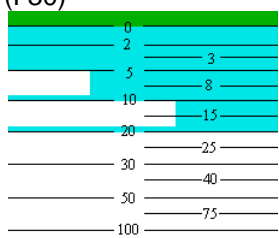


Symbol Colours:  DEPDW  
 SNDG2

Comments: Background line weight 0.9 mm; foreground line weight 0.3 mm

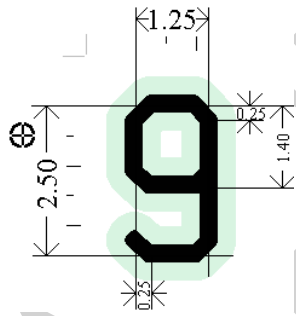
Examples on ENC N/A

References:

S57		INT 1
DEPARE	not specified	
DEPCNT	1 30, 31	(1 30) 
DRGARE	not specified	

Symbol Name:	SY(SAFCON69)	RN: 577
--------------	--------------	---------

Symbol Explanation: contour label  
 Look up table affected: N/A  
 Called by CSP etc.: CSP SAFCON01  
 Pivot Point Column: -1.85  
 Pivot Point Row: 0.50  
 Width of Bounding Box: 1.25  
 Height of Bounding Box: 2.50

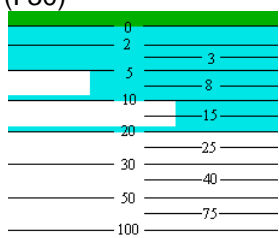


Symbol Colours:  DEPDW  
 SNDG2

Comments: Background line weight 0.9 mm; foreground line weight 0.3 mm

Examples on ENC N/A

References:

S57		INT 1
DEPARE	not specified	
DEPCNT	1 30, 31	(1 30) 
DRGARE	not specified	

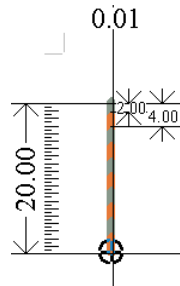
Symbol Name:	SY(SCALEB10)	RN: 229
--------------	--------------	---------

Symbol Explanation: one mile scale bar for display scales larger than 1/80,000

Look up table affected: N/A

Pivot Point Column: 0.00  
Pivot Point Row: 20.00

Width of Bounding Box: 0.01  
Height of Bounding Box: 20.00



Symbol Colours:  SCLBR  
 CHGRD

Comments: Line weight 1.2 mm  
See PresLib section 8.5.3 for instructions on scaling the scale bars.

Examples on ENC: N/A

References:

S57	INT 1
-----	-------

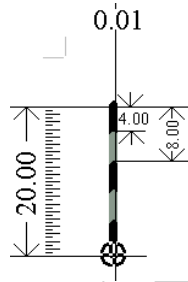
Symbol Name:	SY(SCALEB11)	RN: 230
--------------	--------------	---------

Symbol Explanation: 10 mile latitude scale for display scales smaller than 1/80,000

Look up table affected: N/A

Pivot Point Column: 0.00  
Pivot Point Row: 20.00

Width of Bounding Box: 0.01  
Height of Bounding Box: 20.00



Symbol Colours:



Comments: Line weight 1.2 mm  
See PresLib section 8.5.3 for instructions on scaling the scale bars.

Examples on ENC: N/A

References:

S57	INT 1
-----	-------

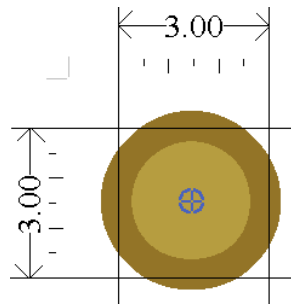
Symbol Name:	SY(SILBUI01)	RN: 231
--------------	--------------	---------

Symbol Explanation: silo

Look up table affected: paper chart point symbols  
simplified point symbols

Pivot Point Column: 1.50  
Pivot Point Row: 1.50

Width of Bounding Box: 3.00  
Height of Bounding Box: 3.00



Symbol Colours:

- LANDF
- CHBRN

Comments: Outline weight 0.3mm; circle diameter 3.0 mm

Examples on ENC: N/A

References:

S57		INT 1
SILTNK	E 33	

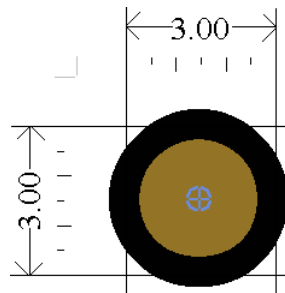
Symbol Name:	SY(SILBUI11)	RN: 232
--------------	--------------	---------

Symbol Explanation: conspicuous silo

Look up table affected: paper chart point symbols  
simplified point symbols

Pivot Point Column: 1.50  
Pivot Point Row: 1.50

Width of Bounding Box: 3.00  
Height of Bounding Box: 3.00



Symbol Colours:



Comments: Outline weight 0.6 mm; circle diameter 3.0 mm

Examples on ENC: N/A

References:

S57	INT 1
SILTNK	E 2, 33 (E 33)



Symbol Name:

SY(SISTAT02)

RN: 233

Symbol Explanation: signal station

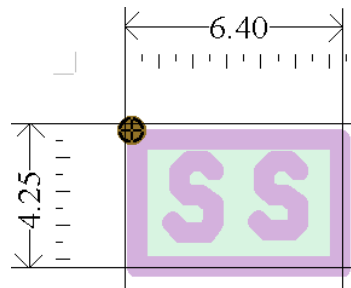
Look up table affected: paper chart point symbols  
simplified point symbols

Pivot Point Column: 0.24

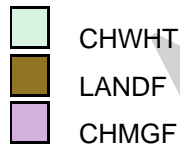
Pivot Point Row: 0.24

Width of Bounding Box: 6.40

Height of Bounding Box: 4.25



Symbol Colours:



Comments: Box outline weight 0.6 mm; point diameter 0.8 mm;  
Other dimensions like CGUSTA02

Examples on ENC:

References:

S57		INT 1
SISTAT	T 21-25.2, 27	(T 21) ⊙ SS (INT)
SISTAW	T 20, 26-36	(T 20) ⊙ SS

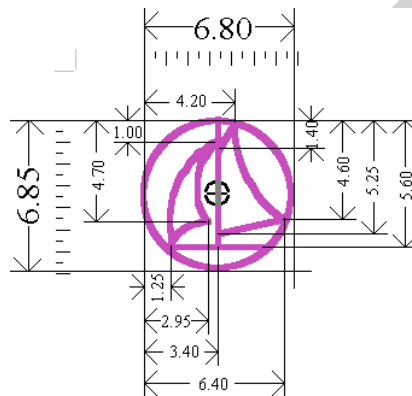
Symbol Name:	SY(SMCFAC02)	RN: 234
--------------	--------------	---------

Symbol Explanation: yacht harbour, marina

Look up table affected: paper chart point symbols  
area symbols with plain boundaries  
simplified point symbols  
area symbols with symbolized boundaries

Pivot Point Column: 3.40  
Pivot Point Row: 3.45

Width of Bounding Box: 6.80  
Height of Bounding Box: 6.85




Symbol Colours:  CHMGD

Comments: Line weight 0.3 mm; circle diameter 6.8 mm

Examples on ENC: N/A

References:

S57		INT 1
HRBFAC	U 1.1, 1.2	(U 1.1) 
SMCFAC	F 17; G 93, 131; U 2-13, 15-30	

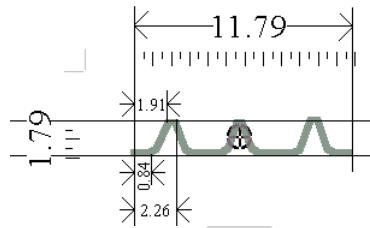
Symbol Name:	SY(SNDWAV02)	RN: 235
--------------	--------------	---------

Symbol Explanation: sand waves

Look up table affected: line symbols paper chart point symbols  
simplified point symbols

Pivot Point Column: 5.80  
Pivot Point Row: 1.01

Width of Bounding Box: 11.79  
Height of Bounding Box: 1.79



Symbol Colours:  CHGRD

Comments: Line weight 0.3 mm

Examples on ENC: N/A

References:

S57		INT 1
SNDWAV	J 14	

Symbol Name:	SY(SOUNDG00)	RN: 236
--------------	--------------	---------

Symbol Explanation: deep soundings, greater than safety depth

Look up table affected: N/A

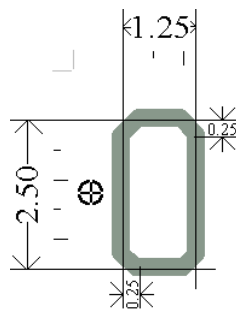
Called by CSP etc.: CSP SNDFRM04 Continuation B

Pivot Point Column: -0.50

Pivot Point Row: 1.25

Width of Bounding Box: 1.25

Height of Bounding Box: 2.50











Symbol Colours:  SNDG1

Comments: Line weight 0.3 mm

Examples on ENC: N/A

References:

S57	INT 1	
SOUNDG	I 2, 4, 10-15; K 17	(I 4)  
OBSTRN	I 2, 4; K 41, 42, 46.2; L 20, 21.2; M 43; Q 42	(K 41)  <i>Obstrn</i>  <i>Obstrn</i>
UWTROC	K 11, 12, 14.1, 14.2, 15; O 27	(K 14.1)   
WRECKS	K 21, 22, 26, 27, 30	(K 26) 

Symbol Name:	SY(SOUNDG01)	RN: 237
--------------	--------------	---------

Symbol Explanation: for deep soundings, greater than safety depth

Look up table affected: N/A

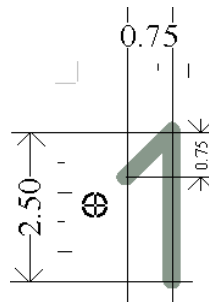
Called by CSP etc.: CSP SNDFRM04 Continuation B

Pivot Point Column: -0.50

Pivot Point Row: 1.25

Width of Bounding Box: 0.75

Height of Bounding Box: 2.50





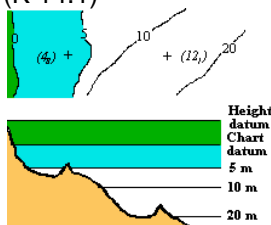



Symbol Colours:  SNDG1

Comments: Line weight 0.3 mm

Examples on ENC: N/A

References:

S57		INT 1
SOUNDG	I 2, 4, 10-15; K 17	(I 4)  
OBSTRN	I 2, 4; K 41, 42, 46.2; L 20, 21.2; M 43; Q 42	(K 41)  
UWTROC	K 11, 12, 14.1, 14.2, 15; O 27	(K 14.1) 
WRECKS	K 21, 22, 26, 27, 30	(K 26) 

Symbol Name:	SY(SOUNDG02)	RN: 238
--------------	--------------	---------

Symbol Explanation: for deep soundings, greater than safety depth

Look up table affected: N/A

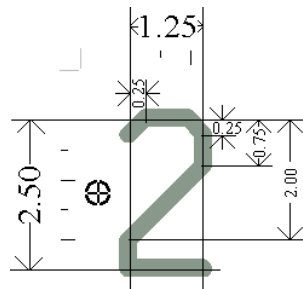
Called by CSP etc.: CSP SNDFRM04 Continuation B

Pivot Point Column: -0.50

Pivot Point Row: 1.25

Width of Bounding Box: 1.25

Height of Bounding Box: 2.50





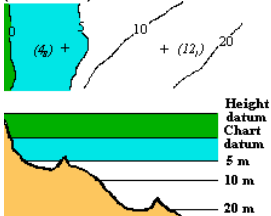



Symbol Colours:  SNDG1

Comments: Line weight 0.3 mm

Examples on ENC: N/A

References:

S57		INT 1
SOUNDG	I 2, 4, 10-15; K 17	(I 4)  
OBSTRN	I 2, 4; K 41, 42, 46.2; L 20, 21.2; M 43; Q 42	(K 41)  
UWTROC	K 11, 12, 14.1, 14.2, 15; O 27	(K 14.1) 
WRECKS	K 21, 22, 26, 27, 30	(K 26) 

Symbol Name:	SY(SOUNDG03)	RN: 239
--------------	--------------	---------

Symbol Explanation: for deep soundings, greater than safety depth

Look up table affected: N/A

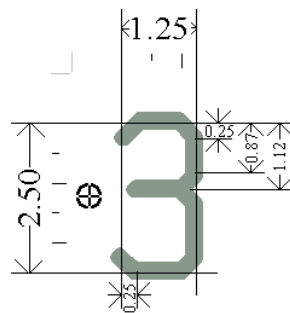
Called by CSP etc.: CSP SNDFRM04 Continuation B

Pivot Point Column: -0.50

Pivot Point Row: 1.25

Width of Bounding Box: 1.25

Height of Bounding Box: 2.50





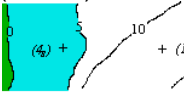
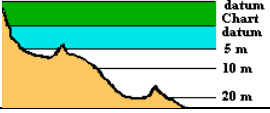



Symbol Colours:  SNDG1

Comments: Line weight 0.3 mm

Examples on ENC: N/A

References:

S57	INT 1	
SOUNDG	I 2, 4, 10-15; K 17	(I 4)  
OBSTRN	I 2, 4; K 41, 42, 46.2; L 20, 21.2; M 43; Q 42	(K 41)  <i>Obstrn</i>  <i>Obstrn</i>
UWTROC	K 11, 12, 14.1, 14.2, 15; O 27	(K 14.1)  
WRECKS	K 21, 22, 26, 27, 30	(K 26) 

Symbol Name:	SY(SOUNDG04)	RN: 240
--------------	--------------	---------

Symbol Explanation: for deep soundings, greater than safety depth

Look up table affected: N/A

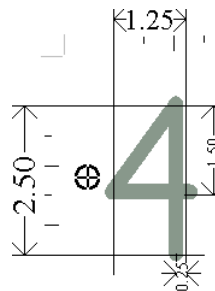
Called by CSP etc.: CSP SNDFRM04 Continuation B

Pivot Point Column: -0.50

Pivot Point Row: 1.25

Width of Bounding Box: 1.25

Height of Bounding Box: 2.50



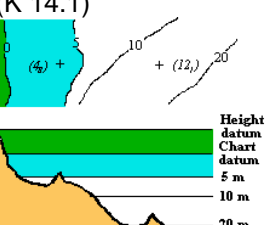



Symbol Colours:  SNDG1

Comments: Line weight 0.3 mm

Examples on ENC: N/A

References:

S57		INT 1
SOUNDG	I 2, 4, 10-15; K 17	(I 4) 
OBSTRN	I 2, 4; K 41, 42, 46.2; L 20, 21.2; M 43; Q 42	(K 41) 
UWTROC	K 11, 12, 14.1, 14.2, 15; O 27	(K 14.1) 
WRECKS	K 21, 22, 26, 27, 30	(K 26) 



Symbol Name:	SY(SOUNDG05)	RN: 241
--------------	--------------	---------

Symbol Explanation: for deep soundings, greater than safety depth

Look up table affected: N/A

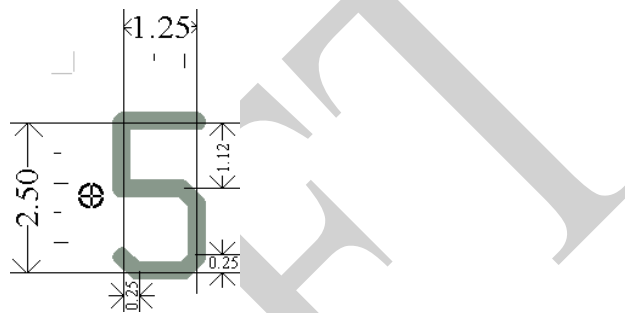
Called by CSP etc.: CSP SNDFRM04 Continuation B

Pivot Point Column: -0.50

Pivot Point Row: 1.25

Width of Bounding Box: 1.25

Height of Bounding Box: 2.50



Symbol Colours:  SNDG1

Comments: Line weight 0.3 mm

Examples on ENC: N/A

References:

S57	INT 1	
SOUNDG	I 2, 4, 10-15; K 17	(I 4) 
OBSTRN	I 2, 4; K 41, 42, 46.2; L 20, 21.2; M 43; Q 42	(K 41) 
UWTROC	K 11, 12, 14.1, 14.2, 15; O 27	(K 14.1)   Height datum Chart datum 5 m 10 m 20 m
WRECKS	K 21, 22, 26, 27, 30	(K 26) 

Symbol Name:	SY(SOUNDG06)	RN: 242
--------------	--------------	---------

Symbol Explanation: for deep soundings, greater than safety depth

Look up table affected: N/A

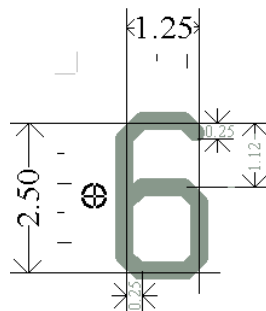
Called by CSP etc.: CSP SNDFRM04 Continuation B

Pivot Point Column: -0.50

Pivot Point Row: 1.25

Width of Bounding Box: 1.25

Height of Bounding Box: 2.50





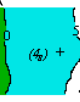
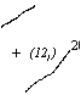




Symbol Colours:  SNDG1

Comments: Line weight 0.3 mm

Examples on ENC: N/A

References:

S57	INT 1	
SOUNDG	I 2, 4, 10-15; K 17	(I 4)  
OBSTRN	I 2, 4; K 41, 42, 46.2; L 20, 21.2; M 43; Q 42	(K 41)  <i>Obstrn</i>  <i>Obstrn</i>
UWTROC	K 11, 12, 14.1, 14.2, 15; O 27	(K 14.1)   
WRECKS	K 21, 22, 26, 27, 30	(K 26) 

Symbol Name:	SY(SOUNDG07)	RN: 243
--------------	--------------	---------

Symbol Explanation: for deep soundings, greater than safety depth

Look up table affected: N/A

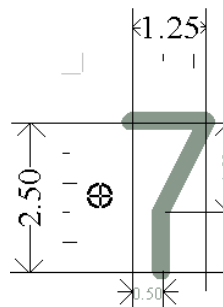
Called by CSP etc.: CSP SNDFRM04 Continuation B

Pivot Point Column: -0.50

Pivot Point Row: 1.25

Width of Bounding Box: 1.25

Height of Bounding Box: 2.50











Symbol Colours:  SNDG1

Comments: Line weight 0.3 mm

Examples on ENC: N/A

References:

S57	INT 1	
SOUNDG	I 2, 4, 10-15; K 17	(I 4)  
OBSTRN	I 2, 4; K 41, 42, 46.2; L 20, 21.2; M 43; Q 42	(K 41)  
UWTROC	K 11, 12, 14.1, 14.2, 15; O 27	(K 14.1)   
WRECKS	K 21, 22, 26, 27, 30	(K 26) 

Symbol Name:	SY(SOUNDG08)	RN: 244
--------------	--------------	---------

Symbol Explanation: for deep soundings, greater than safety depth

Look up table affected: N/A

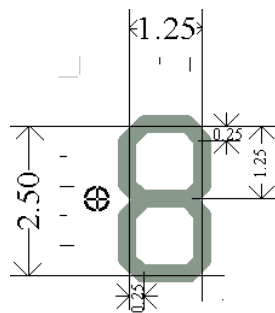
Called by CSP etc.: CSP SNDFRM04 Continuation B

Pivot Point Column: -0.50

Pivot Point Row: 1.25

Width of Bounding Box: 1.25

Height of Bounding Box: 2.50



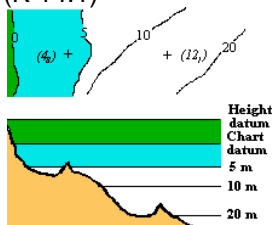



Symbol Colours:  SNDG1

Comments: Line weight 0.3 mm

Examples on ENC: N/A

References:

S57	INT 1
SOUNDG	(I 4) 
OBSTRN	(K 41) 
UWTROC	(K 14.1) 
WRECKS	(K 26) 

Symbol Name:	SY(SOUNDG09)	RN: 245
--------------	--------------	---------

Symbol Explanation: for deep soundings, greater than safety depth

Look up table affected: N/A

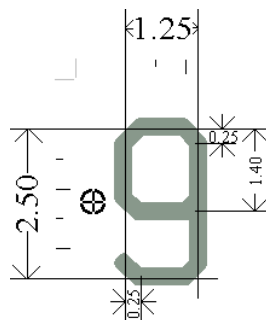
Called by CSP etc.: CSP SNDFRM04 Continuation B

Pivot Point Column: -0.50

Pivot Point Row: 1.25

Width of Bounding Box: 1.25

Height of Bounding Box: 2.50



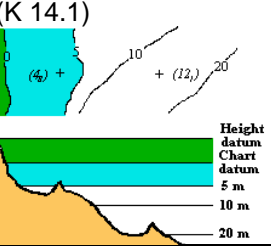



Symbol Colours:  SNDG1

Comments: Line weight 0.3 mm

Examples on ENC: N/A

References:

S57		INT 1
SOUNDG	I 2, 4, 10-15; K 17	(I 4) 
OBSTRN	I 2, 4; K 41, 42, 46.2; L 20, 21.2; M 43; Q 42	(K 41) 
UWTROC	K 11, 12, 14.1, 14.2, 15; O 27	(K 14.1) 
WRECKS	K 21, 22, 26, 27, 30	(K 26) 

Symbol Name:	SY(SOUNDG10)	RN: 246
--------------	--------------	---------

Symbol Explanation: for deep soundings, greater than safety depth

Look up table affected: N/A

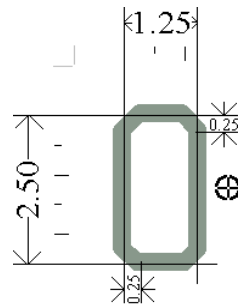
Called by CSP etc.: CSP SNDFRM04 Continuation A, B

Pivot Point Column: 1.75

Pivot Point Row: 1.25

Width of Bounding Box: 1.25

Height of Bounding Box: 2.50



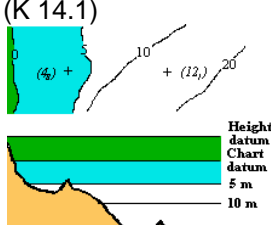
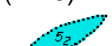


Symbol Colours:  SNDG1

Comments: Line weight 0.3 mm

Examples on ENC: N/A

References:

S57		INT 1
SOUNDG	I 2, 4, 10-15; K 17	(I 4) 
OBSTRN	I 2, 4; K 41, 42, 46.2; L 20, 21.2; M 43; Q 42	(K 41) 
UWTROC	K 11, 12, 14.1, 14.2, 15; O 27	(K 14.1) 
WRECKS	K 21, 22, 26, 27, 30	(K 26) 

Symbol Name:	SY(SOUNDG11)	RN: 247
--------------	--------------	---------

Symbol Explanation: for deep soundings, greater than safety depth

Look up table affected: N/A

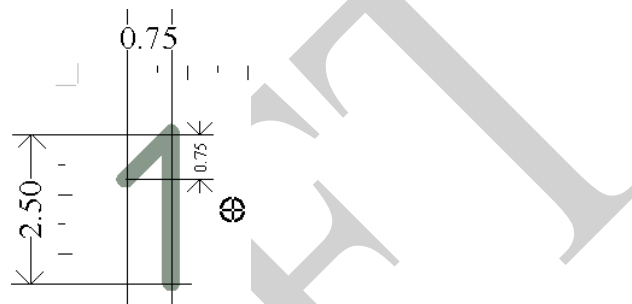
Called by CSP etc.: CSP SNDFRM04 Continuation A, B

Pivot Point Column: 1.75

Pivot Point Row: 1.25

Width of Bounding Box: 0.75

Height of Bounding Box: 2.50





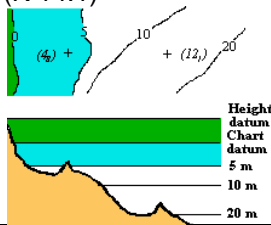



Symbol Colours:  SNDG1

Comments: Line weight 0.3 mm

Examples on ENC: N/A

References:

S57	INT 1	
SOUNDG	I 2, 4, 10-15; K 17	(I 4)  
OBSTRN	I 2, 4; K 41, 42, 46.2; L 20, 21.2; M 43; Q 42	(K 41)  
UWTROC	K 11, 12, 14.1, 14.2, 15; O 27	(K 14.1) 
WRECKS	K 21, 22, 26, 27, 30	(K 26) 

Symbol Name:	SY(SOUNDG12)	RN: 248
--------------	--------------	---------

Symbol Explanation: for deep soundings, greater than safety depth

Look up table affected: N/A

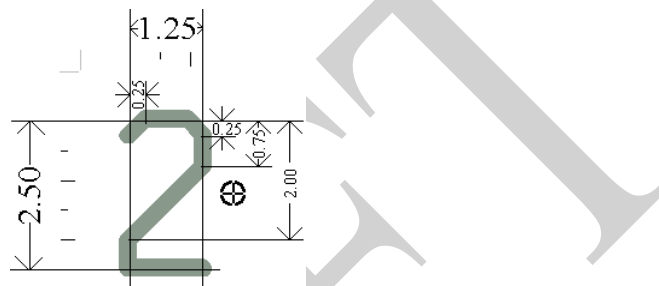
Called by CSP etc.: CSP SNDFRM04 Continuation A, B

Pivot Point Column: 1.75

Pivot Point Row: 1.25

Width of Bounding Box: 1.25

Height of Bounding Box: 2.50





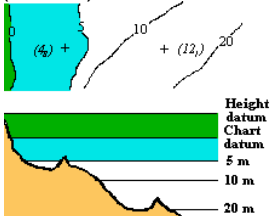



Symbol Colours:  SNDG1

Comments: Line weight 0.3 mm

Examples on ENC: N/A

References:

S57		INT 1
SOUNDG	I 2, 4, 10-15; K 17	(I 4)  
OBSTRN	I 2, 4; K 41, 42, 46.2; L 20, 21.2; M 43; Q 42	(K 41)  
UWTROC	K 11, 12, 14.1, 14.2, 15; O 27	(K 14.1) 
WRECKS	K 21, 22, 26, 27, 30	(K 26) 



Symbol Name:	SY(SOUNDG13)	RN: 249
--------------	--------------	---------

Symbol Explanation: for deep soundings, greater than safety depth

Look up table affected: N/A

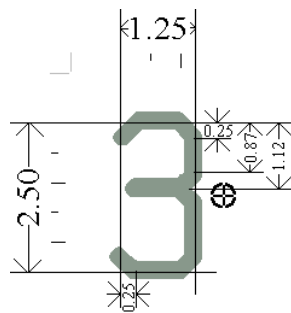
Called by CSP etc.: CSP SNDFRM04 Continuation A, B

Pivot Point Column: 1.75

Pivot Point Row: 1.25

Width of Bounding Box: 1.25

Height of Bounding Box: 2.50






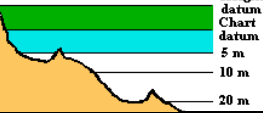



Symbol Colours:  SNDG1

Comments: Line weight 0.3 mm

Examples on ENC: N/A

References:

S57	INT 1	
SOUNDG	I 2, 4, 10-15; K 17	(I 4)  
OBSTRN	I 2, 4; K 41, 42, 46.2; L 20, 21.2; M 43; Q 42	(K 41)  <i>Obstrn</i>  <i>Obstrn</i>
UWTROC	K 11, 12, 14.1, 14.2, 15; O 27	(K 14.1)  
WRECKS	K 21, 22, 26, 27, 30	(K 26) 

Symbol Name:	SY(SOUNDG14)	RN: 250
--------------	--------------	---------

Symbol Explanation: for deep soundings, greater than safety depth

Look up table affected: N/A

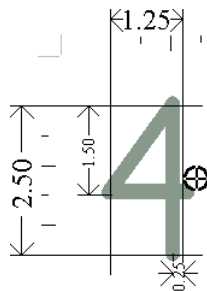
Called by CSP etc.: CSP SNDFRM04 Continuation A, B

Pivot Point Column: 1.75

Pivot Point Row: 1.25

Width of Bounding Box: 1.25

Height of Bounding Box: 2.50



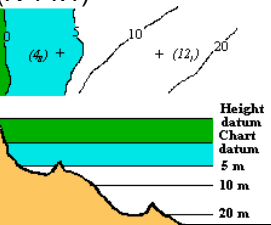



Symbol Colours:  SNDG1

Comments: Line weight 0.3 mm

Examples on ENC: N/A

References:

S57		INT 1
SOUNDG	I 2, 4, 10-15; K 17	(I 4) 
OBSTRN	I 2, 4; K 41, 42, 46.2; L 20, 21.2; M 43; Q 42	(K 41) 
UWTROC	K 11, 12, 14.1, 14.2, 15; O 27	(K 14.1) 
WRECKS	K 21, 22, 26, 27, 30	(K 26) 

Symbol Name:	SY(SOUNDG15)	RN: 251
--------------	--------------	---------

Symbol Explanation: for deep soundings, greater than safety depth

Look up table affected: N/A

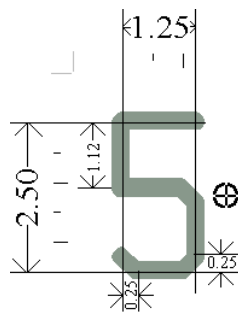
Called by CSP etc.: CSP SNDFRM04 Continuation A, B

Pivot Point Column: 1.75

Pivot Point Row: 1.25

Width of Bounding Box: 1.25

Height of Bounding Box: 2.50





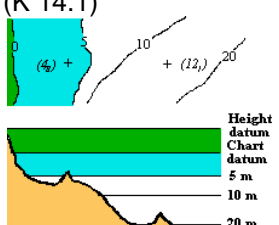



Symbol Colours:  SNDG1

Comments: Line weight 0.3 mm

Examples on ENC: N/A

References:

S57	INT 1	
SOUNDG	I 2, 4, 10-15; K 17	(I 4)  
OBSTRN	I 2, 4; K 41, 42, 46.2; L 20, 21.2; M 43; Q 42	(K 41)  
UWTROC	K 11, 12, 14.1, 14.2, 15; O 27	(K 14.1)  Height datum Chart datum 5 m 10 m 20 m
WRECKS	K 21, 22, 26, 27, 30	(K 26) 

Symbol Name:	SY(SOUNDG16)	RN: 252
--------------	--------------	---------

Symbol Explanation: for deep soundings, greater than safety depth

Look up table affected: N/A

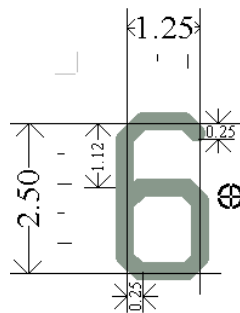
Called by CSP etc.: CSP SNDFRM04 Continuation A, B

Pivot Point Column: 1.75

Pivot Point Row: 1.25

Width of Bounding Box: 1.25

Height of Bounding Box: 2.50



Symbol Colours:



SNDG1

Comments:

Line weight 0.3 mm

Examples on ENC:

N/A

References:

S57		INT 1
SOUNDG	I 2, 4, 10-15; K 17	(I 4) 
OBSTRN	I 2, 4; K 41, 42, 46.2; L 20, 21.2; M 43; Q 42	(K 41) 
UWTROC	K 11, 12, 14.1, 14.2, 15; O 27	(K 14.1)  
WRECKS	K 21, 22, 26, 27, 30	(K 26) 

Symbol Name:	SY(SOUNDG17)	RN: 253
--------------	--------------	---------

Symbol Explanation: for deep soundings, greater than safety depth

Look up table affected: N/A

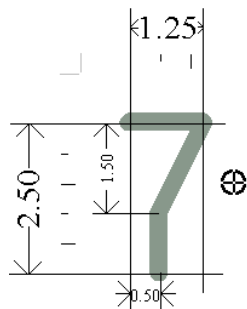
Called by CSP etc.: CSP SNDFRM04 Continuation A, B

Pivot Point Column: 1.75

Pivot Point Row: 1.00

Width of Bounding Box: 1.25

Height of Bounding Box: 2.50





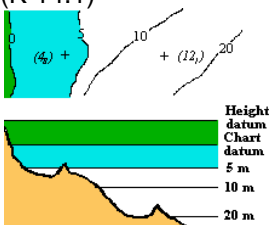



Symbol Colours:  SNDG1

Comments: Line weight 0.3 mm

Examples on ENC: N/A

References:

S57	INT 1	
SOUNDG	I 2, 4, 10-15; K 17	(I 4)  
OBSTRN	I 2, 4; K 41, 42, 46.2; L 20, 21.2; M 43; Q 42	(K 41)  
UWTROC	K 11, 12, 14.1, 14.2, 15; O 27	(K 14.1) 
WRECKS	K 21, 22, 26, 27, 30	(K 26) 

Symbol Name:	SY(SOUNDG18)	RN: 254
--------------	--------------	---------

Symbol Explanation: for deep soundings, greater than safety depth

Look up table affected: N/A

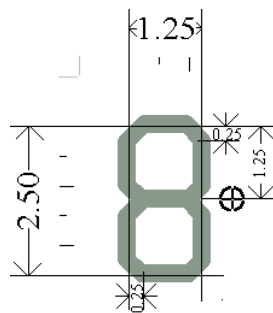
Called by CSP etc.: CSP SNDFRM04 Continuation A, B

Pivot Point Column: 1.75

Pivot Point Row: 1.25

Width of Bounding Box: 1.25

Height of Bounding Box: 2.50







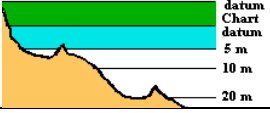



Symbol Colours:  SNDG1

Comments: Line weight 0.3 mm

Examples on ENC: N/A

References:

S57	INT 1	
SOUNDG	I 2, 4, 10-15; K 17	(I 4)  
OBSTRN	I 2, 4; K 41, 42, 46.2; L 20, 21.2; M 43; Q 42	(K 41)  <i>Obstrn</i>  <i>Obstrn</i>
UWTROC	K 11, 12, 14.1, 14.2, 15; O 27	(K 14.1)   
WRECKS	K 21, 22, 26, 27, 30	(K 26)  <i>Wk</i>

Symbol Name:	SY(SOUNDG19)	RN: 255
--------------	--------------	---------

Symbol Explanation: for deep soundings, greater than safety depth

Look up table affected: N/A

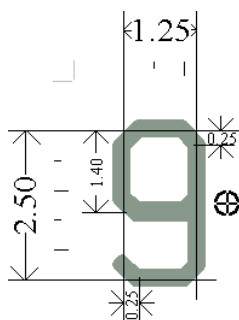
Called by CSP etc.: CSP SNDFRM04 Continuation A, B

Pivot Point Column: 1.75

Pivot Point Row: 1.25

Width of Bounding Box: 1.25

Height of Bounding Box: 2.50



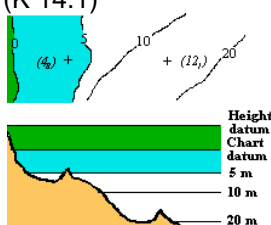



Symbol Colours:  SNDG1

Comments: Line weight 0.3 mm

Examples on ENC: N/A

References:

S57		INT 1
SOUNDG	I 2, 4, 10-15; K 17	(I 4) 
OBSTRN	I 2, 4; K 41, 42, 46.2; L 20, 21.2; M 43; Q 42	(K 41) 
UWTROC	K 11, 12, 14.1, 14.2, 15; O 27	(K 14.1) 
WRECKS	K 21, 22, 26, 27, 30	(K 26) 

Symbol Name:	SY(SOUNDG20)	RN: 256
--------------	--------------	---------

Symbol Explanation: for deep soundings, greater than safety depth

Look up table affected: N/A

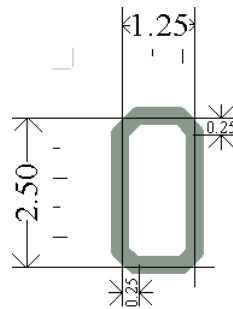
Called by CSP etc.: CSP SNDFRM04 Continuation A

Pivot Point Column: 4.00

Pivot Point Row: 1.25

Width of Bounding Box: 1.25

Height of Bounding Box: 2.50



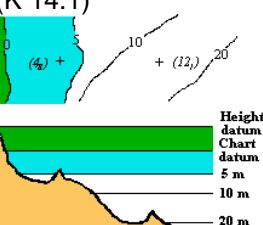



Symbol Colours:  SNDG1

Comments: Line weight 0.3 mm

Examples on ENC: N/A

References:

S57		INT 1
SOUNDG	I 2, 4, 10-15; K 17	(I 4) 
OBSTRN	I 2, 4; K 41, 42, 46.2; L 20, 21.2; M 43; Q 42	(K 41) 
UWTROC	K 11, 12, 14.1, 14.2, 15; O 27	(K 14.1) 
WRECKS	K 21, 22, 26, 27, 30	(K 26) 



Symbol Name:	SY(SOUNDG21)	RN: 257
--------------	--------------	---------

Symbol Explanation: for deep soundings, greater than safety depth

Look up table affected: N/A

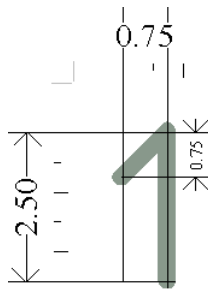
Called by CSP etc.: CSP SNDFRM04 Continuation A

Pivot Point Column: 4.00

Pivot Point Row: 1.25

Width of Bounding Box: 0.75

Height of Bounding Box: 2.50



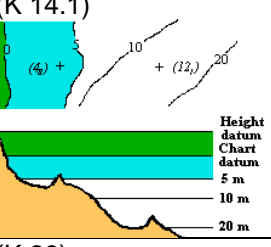



Symbol Colours:  SNDG1

Comments: Line weight 0.3 mm

Examples on ENC: N/A

References:

S57	INT 1	
SOUNDG	I 2, 4, 10-15; K 17	(I 4) 
OBSTRN	I 2, 4; K 41, 42, 46.2; L 20, 21.2; M 43; Q 42	(K 41) 
UWTROC	K 11, 12, 14.1, 14.2, 15; O 27	(K 14.1) 
WRECKS	K 21, 22, 26, 27, 30	(K 26) 

Symbol Name:	SY(SOUNDG22)	RN: 258
--------------	--------------	---------

Symbol Explanation: for deep soundings, greater than safety depth

Look up table affected: N/A

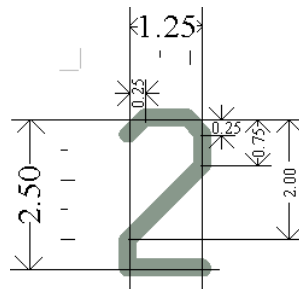
Called by CSP etc.: CSP SNDFRM04 Continuation A

Pivot Point Column: 4.00

Pivot Point Row: 1.25

Width of Bounding Box: 1.25

Height of Bounding Box: 2.50



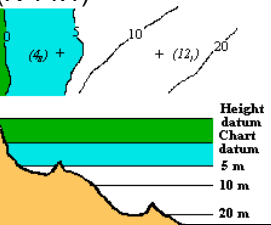



Symbol Colours:  SNDG1

Comments: Line weight 0.3 mm

Examples on ENC: N/A

References:

		INT 1
S57		
SOUNDG	I 2, 4, 10-15; K 17	(I 4) 
OBSTRN	I 2, 4; K 41, 42, 46.2; L 20, 21.2; M 43; Q 42	(K 41) 
UWTROC	K 11, 12, 14.1, 14.2, 15; O 27	(K 14.1) 
WRECKS	K 21, 22, 26, 27, 30	(K 26) 

Symbol Name:	SY(SOUNDG23)	RN: 259
--------------	--------------	---------

Symbol Explanation: for deep soundings, greater than safety depth

Look up table affected: N/A

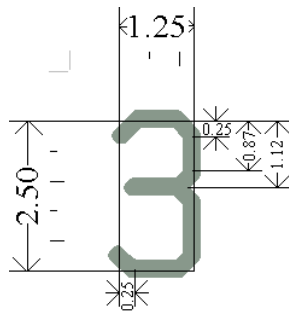
Called by CSP etc.: CSP SNDFRM04 Continuation A

Pivot Point Column: 4.00

Pivot Point Row: 1.25

Width of Bounding Box: 1.25

Height of Bounding Box: 2.50











Symbol Colours:  SNDG1

Comments: Line weight 0.3 mm

Examples on ENC: N/A

References:

S57		INT 1
SOUNDG	I 2, 4, 10-15; K 17	(I 4)  
OBSTRN	I 2, 4; K 41, 42, 46.2; L 20, 21.2; M 43; Q 42	(K 41)  <i>Obstrn</i>  <i>Obstrn</i>
UWTROC	K 11, 12, 14.1, 14.2, 15; O 27	(K 14.1)  <i>(4) +</i>  <i>(12) +</i> 
WRECKS	K 21, 22, 26, 27, 30	(K 26)  <i>Wr</i>

Symbol Name:	SY(SOUNDG24)	RN: 260
--------------	--------------	---------

Symbol Explanation: for deep soundings, greater than safety depth

Look up table affected: N/A

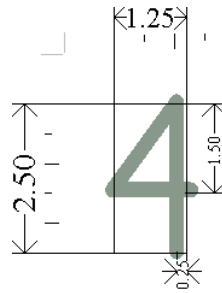
Called by CSP etc.: CSP SNDFRM04 Continuation A

Pivot Point Column: 4.00

Pivot Point Row: 1.25

Width of Bounding Box: 1.25

Height of Bounding Box: 2.50



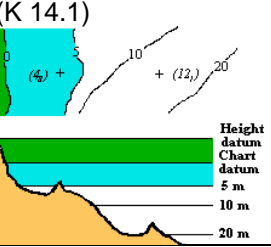



Symbol Colours:  SNDG1

Comments: Line weight 0.3 mm

Examples on ENC: N/A

References:

S57		INT 1
SOUNDG	I 2, 4, 10-15; K 17	(I 4) 
OBSTRN	I 2, 4; K 41, 42, 46.2; L 20, 21.2; M 43; Q 42	(K 41) 
UWTROC	K 11, 12, 14.1, 14.2, 15; O 27	(K 14.1) 
WRECKS	K 21, 22, 26, 27, 30	(K 26) 

Symbol Name:	SY(SOUNDG25)	RN: 261
--------------	--------------	---------

Symbol Explanation: for deep soundings, greater than safety depth

Look up table affected: N/A

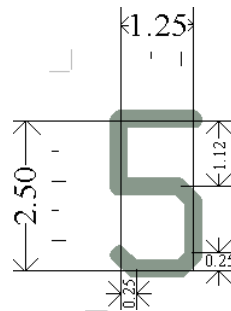
Called by CSP etc.: CSP SNDFRM04 Continuation A

Pivot Point Column: 4.00

Pivot Point Row: 1.25

Width of Bounding Box: 1.25

Height of Bounding Box: 2.50





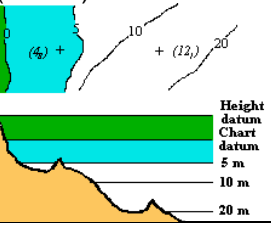



Symbol Colours:  SNDG1

Comments: Line weight 0.3 mm

Examples on ENC: N/A

References:

S57	INT 1	
SOUNDG	I 2, 4, 10-15; K 17	(I 4)  
OBSTRN	I 2, 4; K 41, 42, 46.2; L 20, 21.2; M 43; Q 42	(K 41)  
UWTROC	K 11, 12, 14.1, 14.2, 15; O 27	(K 14.1) 
WRECKS	K 21, 22, 26, 27, 30	(K 26) 

Symbol Name:	SY(SOUNDG26)	RN: 262
--------------	--------------	---------

Symbol Explanation: for deep soundings, greater than safety depth

Look up table affected: N/A

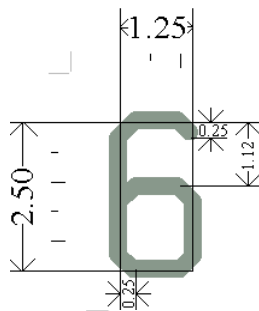
Called by CSP etc.: CSP SNDFRM04 Continuation A

Pivot Point Column: 4.00

Pivot Point Row: 1.25

Width of Bounding Box: 1.25

Height of Bounding Box: 2.50



Symbol Colours:  SNDG1

Comments: Line weight 0.3 mm

Examples on ENC: N/A

References:

S57	INT 1
SOUNDG	I 2, 4, 10-15; K 17  (I 4) 
OBSTRN	I 2, 4; K 41, 42, 46.2; L 20, 21.2; M 43; Q 42  (K 41) 
UWTROC	K 11, 12, 14.1, 14.2, 15; O 27  (K 14.1) 
WRECKS	K 21, 22, 26, 27, 30  (K 26) 

Symbol Name:	SY(SOUNDG27)	RN: 263
--------------	--------------	---------

Symbol Explanation: for deep soundings, greater than safety depth

Look up table affected: N/A

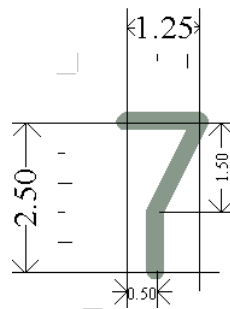
Called by CSP etc.: CSP SNDFRM04 Continuation A

Pivot Point Column: 4.00

Pivot Point Row: 1.00

Width of Bounding Box: 1.25

Height of Bounding Box: 2.50





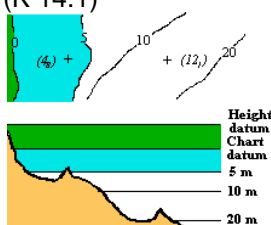



Symbol Colours:  SNDG1

Comments: Line weight 0.3 mm

Examples on ENC: N/A

References:

S57		INT 1
SOUNDG	I 2, 4, 10-15; K 17	(I 4)  
OBSTRN	I 2, 4; K 41, 42, 46.2; L 20, 21.2; M 43; Q 42	(K 41)  
UWTROC	K 11, 12, 14.1, 14.2, 15; O 27	(K 14.1) 
WRECKS	K 21, 22, 26, 27, 30	(K 26) 

Symbol Name:	SY(SOUNDG28)	RN: 264
--------------	--------------	---------

Symbol Explanation: for deep soundings, greater than safety depth

Look up table affected: N/A

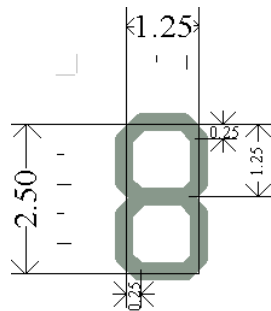
Called by CSP etc.: CSP SNDFRM04 Continuation A

Pivot Point Column: 4.00

Pivot Point Row: 1.25

Width of Bounding Box: 1.25

Height of Bounding Box: 2.50











Symbol Colours:  SNDG1

Comments: Line weight 0.3 mm

Examples on ENC: N/A

References:

S57		INT 1
SOUNDG	I 2, 4, 10-15; K 17	(I 4)  
OBSTRN	I 2, 4; K 41, 42, 46.2; L 20, 21.2; M 43; Q 42	(K 41)  <i>Obstrn</i>  <i>Obstrn</i>
UWTROC	K 11, 12, 14.1, 14.2, 15; O 27	(K 14.1)  +  + (12.) 
WRECKS	K 21, 22, 26, 27, 30	(K 26)  <i>Wr</i>



Symbol Name:	SY(SOUNDG29)	RN: 265
--------------	--------------	---------

Symbol Explanation: for deep soundings, greater than safety depth

Look up table affected: N/A

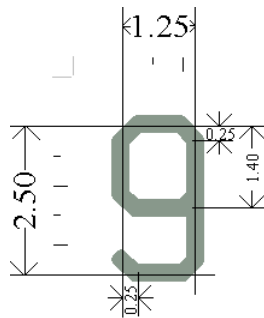
Called by CSP etc.: CSP SNDFRM04 Continuation A

Pivot Point Column: 4.00

Pivot Point Row: 1.25

Width of Bounding Box: 1.25

Height of Bounding Box: 2.50



Symbol Colours:  SNDG1

Comments: Line weight 0.3 mm

Examples on ENC: N/A

References:

		INT 1
S57		
SOUNDG	I 2, 4, 10-15; K 17	(I 4) 
OBSTRN	I 2, 4; K 41, 42, 46.2; L 20, 21.2; M 43; Q 42	(K 41) 
UWTROC	K 11, 12, 14.1, 14.2, 15; O 27	(K 14.1) 
WRECKS	K 21, 22, 26, 27, 30	(K 26) 

Symbol Name:	SY(SOUNDG30)	RN: 266
--------------	--------------	---------

Symbol Explanation: for deep soundings, greater than safety depth

Look up table affected: N/A

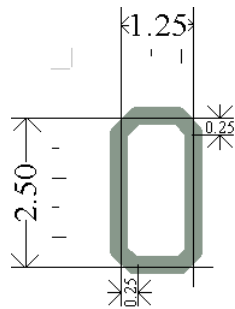
Called by CSP etc.: CSP SNDFRM04 Continuation C


Pivot Point Column: 6.25

Pivot Point Row: 1.25

Width of Bounding Box: 1.25

Height of Bounding Box: 2.50



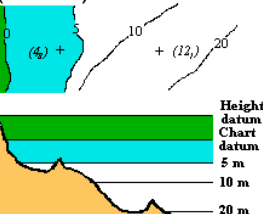



Symbol Colours:  SNDG1

Comments: Line weight 0.3 mm

Examples on ENC: N/A

References:

S57		INT 1
SOUNDG	I 2, 4, 10-15; K 17	(I 4) 
OBSTRN	I 2, 4; K 41, 42, 46.2; L 20, 21.2; M 43; Q 42	(K 41) 
UWTROC	K 11, 12, 14.1, 14.2, 15; O 27	(K 14.1) 
WRECKS	K 21, 22, 26, 27, 30	(K 26) 

Symbol Name:

SY(SOUNDG31)

RN: 267

Symbol Explanation: for deep soundings, greater than safety depth

Look up table affected: N/A

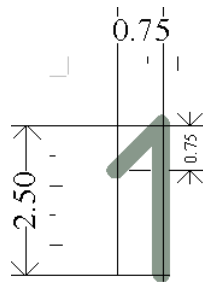
Called by CSP etc.: CSP SNDFRM04 Continuation C

Pivot Point Column: 6.25

Pivot Point Row: 1.25

Width of Bounding Box: 0.75

Height of Bounding Box: 2.50



Symbol Colours:





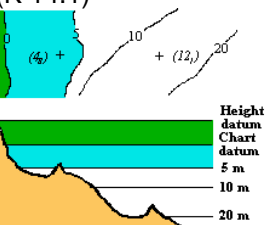

Comments:

Line weight 0.3 mm

Examples on ENC:

N/A

References:

S57	INT 1	
SOUNDG	I 2, 4, 10-15; K 17	(I 4) 
OBSTRN	I 2, 4; K 41, 42, 46.2; L 20, 21.2; M 43; Q 42	(K 41) 
UWTROC	K 11, 12, 14.1, 14.2, 15; O 27	(K 14.1) 
WRECKS	K 21, 22, 26, 27, 30	(K 26) 

Symbol Name:	SY(SOUNDG32)	RN: 268
--------------	--------------	---------

Symbol Explanation: for deep soundings, greater than safety depth

Look up table affected: N/A

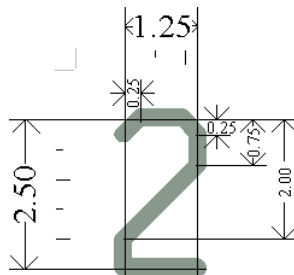
Called by CSP etc.: CSP SNDFRM04 Continuation C

Pivot Point Column: 6.25

Pivot Point Row: 1.25

Width of Bounding Box: 1.25

Height of Bounding Box: 2.50





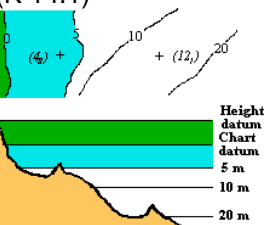



Symbol Colours:  SNDG1

Comments: Line weight 0.3 mm

Examples on ENC: N/A

References:

S57	INT 1	
SOUNDG	I 2, 4, 10-15; K 17	(I 4)  
OBSTRN	I 2, 4; K 41, 42, 46.2; L 20, 21.2; M 43; Q 42	(K 41)  
UWTROC	K 11, 12, 14.1, 14.2, 15; O 27	(K 14.1) 
WRECKS	K 21, 22, 26, 27, 30	(K 26) 

Symbol Name:	SY(SOUNDG33)	RN: 269
--------------	--------------	---------

Symbol Explanation: for deep soundings, greater than safety depth

Look up table affected: N/A

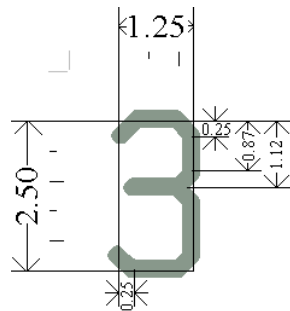
Called by CSP etc.: CSP SNDFRM04 Continuation C

Pivot Point Column: 6.25

Pivot Point Row: 1.25

Width of Bounding Box: 1.25

Height of Bounding Box: 2.50



Symbol Colours:



Comments:

Line weight 0.3 mm

Examples on ENC:

N/A

References:

S57	INT 1
SOUNDG	I 2, 4, 10-15; K 17 (I 4) 
OBSTRN	I 2, 4; K 41, 42, 46.2; L 20, 21.2; M 43; Q 42 (K 41) 
UWTROC	K 11, 12, 14.1, 14.2, 15; O 27 (K 14.1)  Height datum Chart datum 5 m 10 m 20 m
WRECKS	K 21, 22, 26, 27, 30 (K 26) 

Symbol Name:	SY(SOUNDG34)	RN: 270
--------------	--------------	---------

Symbol Explanation: for deep soundings, greater than safety depth

Look up table affected: N/A

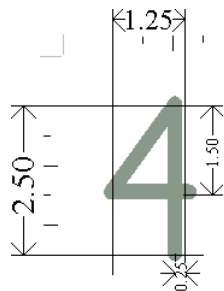
Called by CSP etc.: CSP SNDFRM04 Continuation C

Pivot Point Column: 6.25

Pivot Point Row: 1.25

Width of Bounding Box: 1.25

Height of Bounding Box: 2.50



Symbol Colours:



SNDG1

Comments:

Line weight 0.3 mm

Examples on ENC:

N/A

References:

S57		INT 1
SOUNDG	I 2, 4, 10-15; K 17	(I 4) 
OBSTRN	I 2, 4; K 41, 42, 46.2; L 20, 21.2; M 43; Q 42	(K 41) 
UWTROC	K 11, 12, 14.1, 14.2, 15; O 27	(K 14.1) 
WRECKS	K 21, 22, 26, 27, 30	(K 26) 

Symbol Name:	SY(SOUNDG35)	RN: 271
--------------	--------------	---------

Symbol Explanation: for deep soundings, greater than safety depth

Look up table affected: N/A

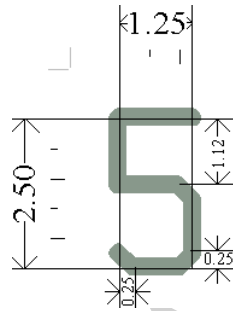
Called by CSP etc.: CSP SNDFRM04 Continuation C

Pivot Point Column: 6.25

Pivot Point Row: 1.25

Width of Bounding Box: 1.25

Height of Bounding Box: 2.50



Symbol Colours:  SNDG1

Comments: Line weight 0.3 mm

Examples on ENC: N/A

References:

S57	INT 1	
SOUNDG	I 2, 4, 10-15; K 17	(I 4) 
OBSTRN	I 2, 4; K 41, 42, 46.2; L 20, 21.2; M 43; Q 42	(K 41) 
UWTROC	K 11, 12, 14.1, 14.2, 15; O 27	(K 14.1) 
WRECKS	K 21, 22, 26, 27, 30	(K 26) 

Symbol Name:	SY(SOUNDG36)	RN: 272
--------------	--------------	---------

Symbol Explanation: for deep soundings, greater than safety depth

Look up table affected: N/A

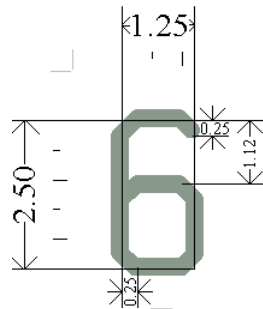
Called by CSP etc.: CSP SNDFRM04 Continuation C

Pivot Point Column: 6.25

Pivot Point Row: 1.25

Width of Bounding Box: 1.25

Height of Bounding Box: 2.50





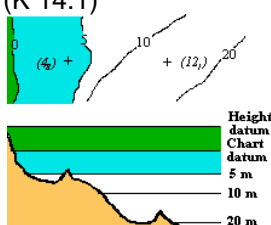



Symbol Colours:  SNDG1

Comments: Line weight 0.3 mm

Examples on ENC: N/A

References:

S57	INT 1	
SOUNDG	I 2, 4, 10-15; K 17	(I 4)  
OBSTRN	I 2, 4; K 41, 42, 46.2; L 20, 21.2; M 43; Q 42	(K 41)  
UWTROC	K 11, 12, 14.1, 14.2, 15; O 27	(K 14.1) 
WRECKS	K 21, 22, 26, 27, 30	(K 26) 



Symbol Name:	SY(SOUNDG37)	RN: 273
--------------	--------------	---------

Symbol Explanation: for deep soundings, greater than safety depth

Look up table affected: N/A

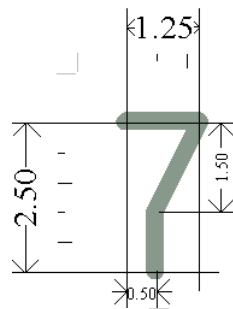
Called by CSP etc.: CSP SNDFRM04 Continuation C

Pivot Point Column: 6.25

Pivot Point Row: 1.00

Width of Bounding Box: 1.25

Height of Bounding Box: 2.50





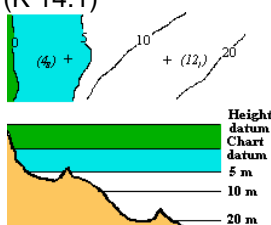



Symbol Colours:  SNDG1

Comments: Line weight 0.3 mm

Examples on ENC: N/A

References:

S57		INT 1
SOUNDG	I 2, 4, 10-15; K 17	(I 4)  
OBSTRN	I 2, 4; K 41, 42, 46.2; L 20, 21.2; M 43; Q 42	(K 41)  
UWTROC	K 11, 12, 14.1, 14.2, 15; O 27	(K 14.1) 
WRECKS	K 21, 22, 26, 27, 30	(K 26) 

Symbol Name:	<b>SY(SOUNDG38)</b>	RN: 274
--------------	---------------------	---------

Symbol Explanation: for deep soundings, greater than safety depth

Look up table affected: N/A

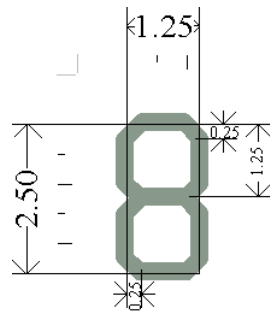
Called by CSP etc.: CSP SNDFRM04 Continuation C


Pivot Point Column: 6.25

Pivot Point Row: 1.25

Width of Bounding Box: 1.25

Height of Bounding Box: 2.50





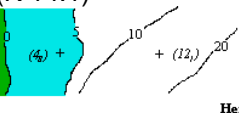




Symbol Colours:  SNDG1

Comments: Line weight 0.3 mm

Examples on ENC: N/A

References:

S57		INT 1
SOUNDG	I 2, 4, 10-15; K 17	(I 4)  
OBSTRN	I 2, 4; K 41, 42, 46.2; L 20, 21.2; M 43; Q 42	(K 41)  
UWTROC	K 11, 12, 14.1, 14.2, 15; O 27	(K 14.1)  
WRECKS	K 21, 22, 26, 27, 30	(K 26) 

Symbol Name:

SY(SOUNDG39)

RN: 275

Symbol Explanation: for deep soundings, greater than safety depth

Look up table affected: N/A

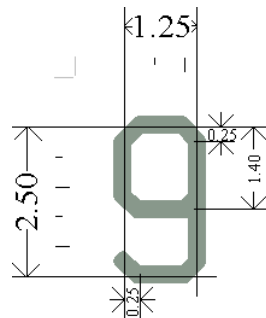
Called by CSP etc.: CSP SNDFRM04 Continuation C

Pivot Point Column: 6.25

Pivot Point Row: 1.25

Width of Bounding Box: 1.25

Height of Bounding Box: 2.50



Symbol Colours:



SNDG1



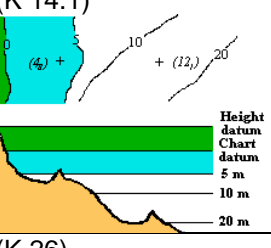

Comments:

Line weight 0.3 mm

Examples on ENC:

N/A

References:

S57	INT 1	
SOUNDG	I 2, 4, 10-15; K 17	(I 4) 
OBSTRN	I 2, 4; K 41, 42, 46.2; L 20, 21.2; M 43; Q 42	(K 41) 
UWTROC	K 11, 12, 14.1, 14.2, 15; O 27	(K 14.1) 
WRECKS	K 21, 22, 26, 27, 30	(K 26) 

Symbol Name:	SY(SOUNDG40)	RN: 276
--------------	--------------	---------

Symbol Explanation: for deep soundings, greater than safety depth

Look up table affected: N/A

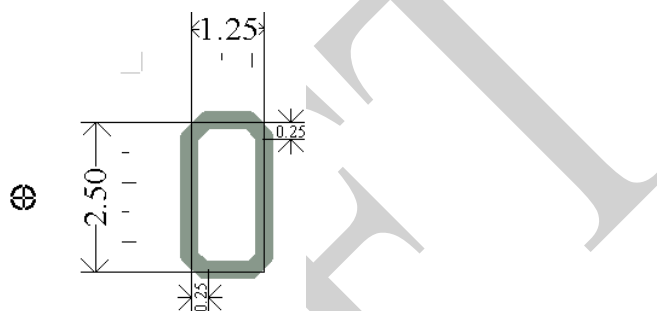
Called by CSP etc.: CSP SNDFRM04 Continuation B

Pivot Point Column: -2.75

Pivot Point Row: 1.25

Width of Bounding Box: 1.25

Height of Bounding Box: 2.50





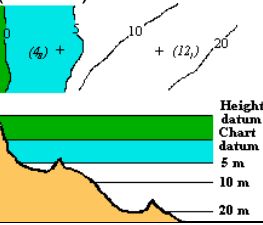



Symbol Colours:  SNDG1

Comments: Line weight 0.3 mm

Examples on ENC: N/A

References:

S57	INT 1	
SOUNDG	I 2, 4, 10-15; K 17	(I 4)  
OBSTRN	I 2, 4; K 41, 42, 46.2; L 20, 21.2; M 43; Q 42	(K 41)  
UWTROC	K 11, 12, 14.1, 14.2, 15; O 27	(K 14.1) 
WRECKS	K 21, 22, 26, 27, 30	(K 26) 

Symbol Name:	SY(SOUNDG41)	RN: 277
--------------	--------------	---------

Symbol Explanation: for deep soundings, greater than safety depth

Look up table affected: N/A

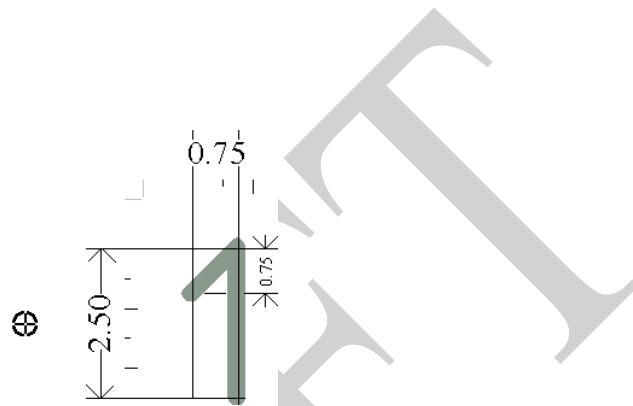
Called by CSP etc.: CSP SNDFRM04 Continuation B

Pivot Point Column: -2.75

Pivot Point Row: 1.25

Width of Bounding Box: 0.75

Height of Bounding Box: 2.50





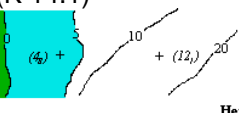




Symbol Colours:  SNDG1

Comments: Line weight 0.3 mm

Examples on ENC: N/A

References:

S57	INT 1	
SOUNDG	I 2, 4, 10-15; K 17	(I 4)  
OBSTRN	I 2, 4; K 41, 42, 46.2; L 20, 21.2; M 43; Q 42	(K 41)  
UWTROC	K 11, 12, 14.1, 14.2, 15; O 27	(K 14.1)  
WRECKS	K 21, 22, 26, 27, 30	(K 26) 

Symbol Name:	SY(SOUNDG42)	RN: 278
--------------	--------------	---------

Symbol Explanation: for deep soundings, greater than safety depth

Look up table affected: N/A

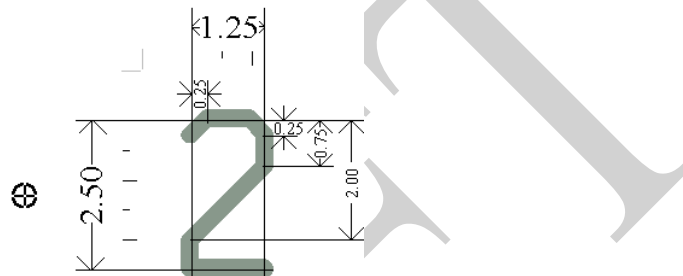
Called by CSP etc.: CSP SNDFRM04 Continuation B

Pivot Point Column: -2.75

Pivot Point Row: 1.25

Width of Bounding Box: 1.25

Height of Bounding Box: 2.50





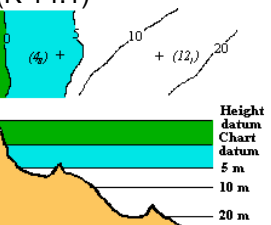



Symbol Colours:  SNDG1

Comments: Line weight 0.3 mm

Examples on ENC: N/A

References:

S57	INT 1	
SOUNDG	I 2, 4, 10-15; K 17	(I 4)  
OBSTRN	I 2, 4; K 41, 42, 46.2; L 20, 21.2; M 43; Q 42	(K 41)  
UWTROC	K 11, 12, 14.1, 14.2, 15; O 27	(K 14.1) 
WRECKS	K 21, 22, 26, 27, 30	(K 26) 

Symbol Name:	SY(SOUNDG43)	RN: 279
--------------	--------------	---------

Symbol Explanation: for deep soundings, greater than safety depth

Look up table affected: N/A

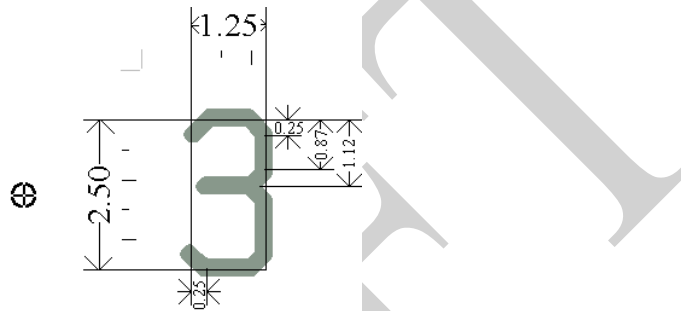
Called by CSP etc.: CSP SNDFRM04 Continuation B

Pivot Point Column: -2.75

Pivot Point Row: 1.25

Width of Bounding Box: 1.25

Height of Bounding Box: 2.50











Symbol Colours:  SNDG1

Comments: Line weight 0.3 mm

Examples on ENC: N/A

References:

S57		INT 1
SOUNDG	I 2, 4, 10-15; K 17	(I 4)  
OBSTRN	I 2, 4; K 41, 42, 46.2; L 20, 21.2; M 43; Q 42	(K 41)  <i>Obstrn</i>  <i>Obstrn</i>
UWTROC	K 11, 12, 14.1, 14.2, 15; O 27	(K 14.1)  +  + (12.) 
WRECKS	K 21, 22, 26, 27, 30	(K 26)  <i>Wr</i>

Symbol Name:	SY(SOUNDG44)	RN: 280
--------------	--------------	---------

Symbol Explanation: for deep soundings, greater than safety depth

Look up table affected: N/A

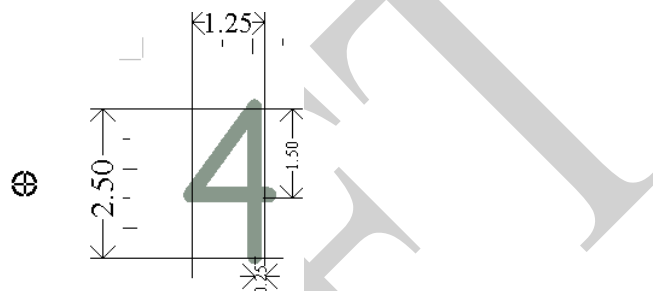
Called by CSP etc.: CSP SNDFRM04 Continuation B

Pivot Point Column: -2.75

Pivot Point Row: 1.25

Width of Bounding Box: 1.25

Height of Bounding Box: 2.50



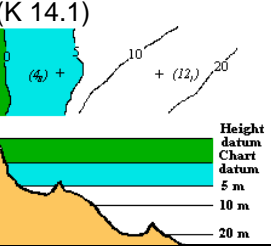
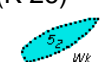


Symbol Colours:  SNDG1

Comments: Line weight 0.3 mm

Examples on ENC: N/A

References:

S57		INT 1
SOUNDG	I 2, 4, 10-15; K 17	(I 4) 
OBSTRN	I 2, 4; K 41, 42, 46.2; L 20, 21.2; M 43; Q 42	(K 41) 
UWTROC	K 11, 12, 14.1, 14.2, 15; O 27	(K 14.1) 
WRECKS	K 21, 22, 26, 27, 30	(K 26) 



Symbol Name:	SY(SOUNDG45)	RN: 281
--------------	--------------	---------

Symbol Explanation: for deep soundings, greater than safety depth

Look up table affected: N/A

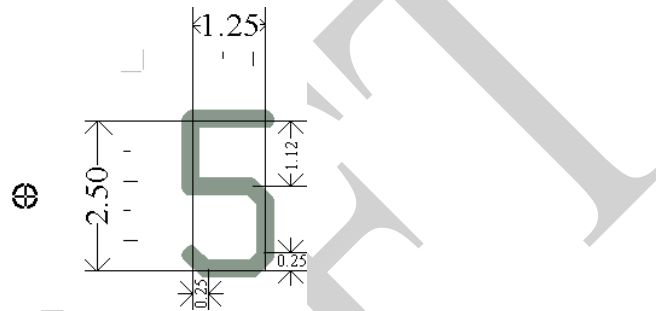
Called by CSP etc.: CSP SNDFRM04 Continuation B

Pivot Point Column: -2.75

Pivot Point Row: 1.25

Width of Bounding Box: 1.25

Height of Bounding Box: 2.50



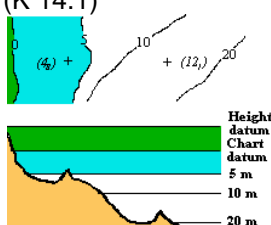



Symbol Colours:  SNDG1

Comments: Line weight 0.3 mm

Examples on ENC: N/A

References:

S57	INT 1	
SOUNDG	I 2, 4, 10-15; K 17	(I 4) 
OBSTRN	I 2, 4; K 41, 42, 46.2; L 20, 21.2; M 43; Q 42	(K 41) 
UWTROC	K 11, 12, 14.1, 14.2, 15; O 27	(K 14.1) 
WRECKS	K 21, 22, 26, 27, 30	(K 26) 

Symbol Name:	SY(SOUNDG46)	RN: 282
--------------	--------------	---------

Symbol Explanation: for deep soundings, greater than safety depth

Look up table affected: N/A

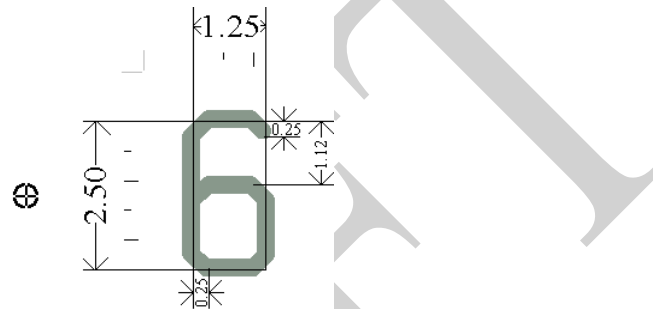
Called by CSP etc.: CSP SNDFRM04 Continuation B

Pivot Point Column: -2.75

Pivot Point Row: 1.25

Width of Bounding Box: 1.25

Height of Bounding Box: 2.50



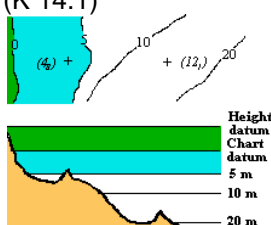



Symbol Colours:  SNDG1

Comments: Line weight 0.3 mm

Examples on ENC:

References:

S57	INT 1	
SOUNDG	I 2, 4, 10-15; K 17	(I 4) 
OBSTRN	I 2, 4; K 41, 42, 46.2; L 20, 21.2; M 43; Q 42	(K 41) 
UWTROC	K 11, 12, 14.1, 14.2, 15; O 27	(K 14.1) 
WRECKS	K 21, 22, 26, 27, 30	(K 26) 

Symbol Name:	SY(SOUNDG47)	RN: 283
--------------	--------------	---------

Symbol Explanation: for deep soundings, greater than safety depth

Look up table affected: N/A

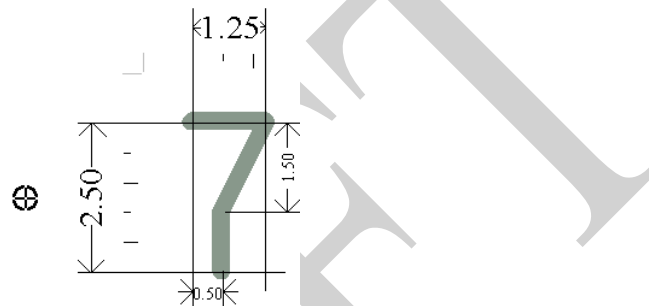
Called by CSP etc.: CSP SNDFRM04 Continuation B

Pivot Point Column: -2.75

Pivot Point Row: 1.25

Width of Bounding Box: 1.25

Height of Bounding Box: 2.50





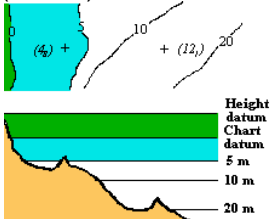



Symbol Colours:  SNDG1

Comments: Line weight 0.3 mm

Examples on ENC: N/A

References:

S57	INT 1	
SOUNDG	I 2, 4, 10-15; K 17	(I 4)  
OBSTRN	I 2, 4; K 41, 42, 46.2; L 20, 21.2; M 43; Q 42	(K 41)  
UWTROC	K 11, 12, 14.1, 14.2, 15; O 27	(K 14.1) 
WRECKS	K 21, 22, 26, 27, 30	(K 26) 

Symbol Name:	SY(SOUNDG48)	RN: 284
--------------	--------------	---------

Symbol Explanation: for deep soundings, greater than safety depth

Look up table affected: N/A

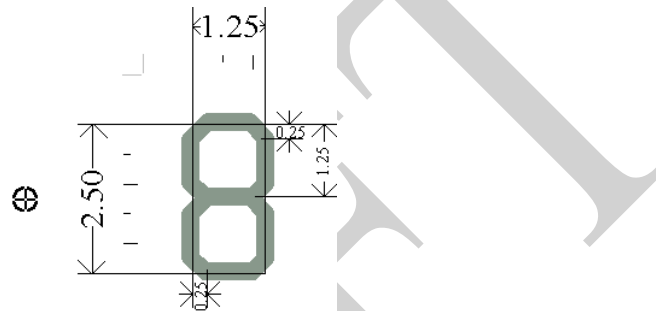
Called by CSP etc.: CSP SNDFRM04 Continuation B

Pivot Point Column: -2.75

Pivot Point Row: 1.25

Width of Bounding Box: 1.25

Height of Bounding Box: 2.50










Symbol Colours:  SNDG1

Comments: Line weight 0.3 mm

Examples on ENC: N/A

References:

S57	INT 1	
SOUNDG	I 2, 4, 10-15; K 17	(I 4)  
OBSTRN	I 2, 4; K 41, 42, 46.2; L 20, 21.2; M 43; Q 42	(K 41)  
UWTROC	K 11, 12, 14.1, 14.2, 15; O 27	(K 14.1)  
WRECKS	K 21, 22, 26, 27, 30	(K 26) 

Symbol Name:	SY(SOUNDG49)	RN: 285
--------------	--------------	---------

Symbol Explanation: for deep soundings, greater than safety depth

Look up table affected: N/A

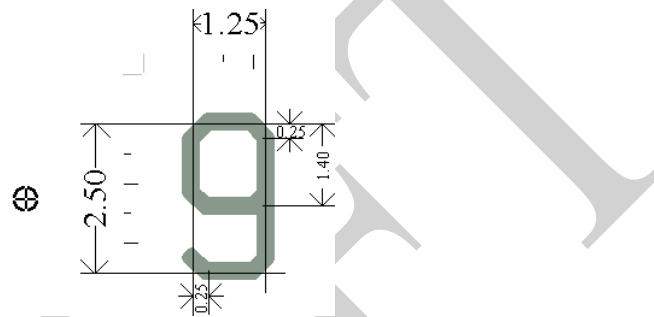
Called by CSP etc.: CSP SNDFRM04 Continuation B

Pivot Point Column: -2.75

Pivot Point Row: 1.25

Width of Bounding Box: 1.25

Height of Bounding Box: 2.50





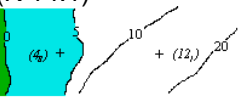




Symbol Colours:  SNDG1

Comments: Line weight 0.3 mm

Examples on ENC: N/A

References:

S57	INT 1	
SOUNDG	I 2, 4, 10-15; K 17	(I 4)  
OBSTRN	I 2, 4; K 41, 42, 46.2; L 20, 21.2; M 43; Q 42	(K 41)  
UWTROC	K 11, 12, 14.1, 14.2, 15; O 27	(K 14.1)  
WRECKS	K 21, 22, 26, 27, 30	(K 26) 

Symbol Name:	SY(SOUNDG50)	RN: 286
--------------	--------------	---------

Symbol Explanation: for deep soundings, greater than safety depth

Look up table affected: N/A

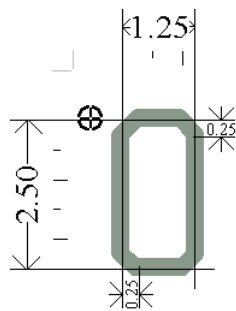
Called by CSP etc.: CSP SNDFRM04 Continuation A

Pivot Point Column: -0.50

Pivot Point Row: 0.00

Width of Bounding Box: 1.25

Height of Bounding Box: 2.50









Symbol Colours:  SNDG1

Comments: Line weight 0.3 mm

Examples on ENC: N/A

References:

S57	INT 1
SOUNDG	I 2, 4, 10-15; K 17 (I 4)  
OBSTRN	I 2, 4; K 41, 42, 46.2; L 20, 21.2; M 43; Q 42 (K 41)  
UWTROC	K 11, 12, 14.1, 14.2, 15; O 27 (K 14.1)  Height datum Chart datum 5 m 10 m 20 m
WRECKS	K 21, 22, 26, 27, 30 (K 26) 

Symbol Name:	SY(SOUNDG51)	RN: 287
--------------	--------------	---------

Symbol Explanation: for deep soundings, greater than safety depth

Look up table affected: N/A

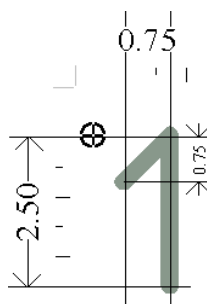
Called by CSP etc.: CSP SNDFRM04 Continuation A

Pivot Point Column: -0.50

Pivot Point Row: 0.00

Width of Bounding Box: 0.75

Height of Bounding Box: 2.50





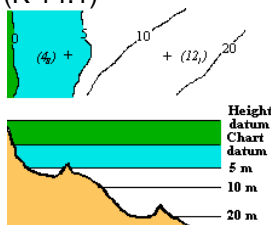



Symbol Colours:  SNDG1

Comments: Line weight 0.3 mm

Examples on ENC: N/A

References:

S57		INT 1
SOUNDG	I 2, 4, 10-15; K 17	(I 4)  
OBSTRN	I 2, 4; K 41, 42, 46.2; L 20, 21.2; M 43; Q 42	(K 41)  
UWTROC	K 11, 12, 14.1, 14.2, 15; O 27	(K 14.1) 
WRECKS	K 21, 22, 26, 27, 30	(K 26) 

Symbol Name:	SY(SOUNDG52)	RN: 288
--------------	--------------	---------

Symbol Explanation: for deep soundings, greater than safety depth

Look up table affected: N/A

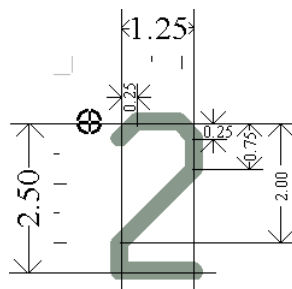
Called by CSP etc.: CSP SNDFRM04 Continuation A

Pivot Point Column: -0.50

Pivot Point Row: 0.00

Width of Bounding Box: 1.25

Height of Bounding Box: 2.50



Symbol Colours:  SNDG1

Comments: Line weight 0.3 mm

Examples on ENC: N/A

References:

		INT 1
S57		
SOUNDG	I 2, 4, 10-15; K 17	(I 4) 
OBSTRN	I 2, 4; K 41, 42, 46.2; L 20, 21.2; M 43; Q 42	(K 41) 
UWTROC	K 11, 12, 14.1, 14.2, 15; O 27	(K 14.1) 
WRECKS	K 21, 22, 26, 27, 30	(K 26) 



Symbol Name:	SY(SOUNDG53)	RN: 289
--------------	--------------	---------

Symbol Explanation: for deep soundings, greater than safety depth

Look up table affected: N/A

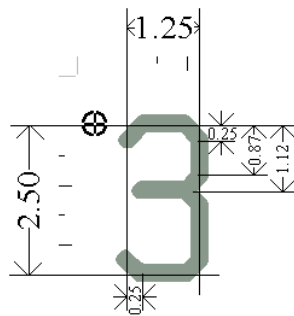
Called by CSP etc.: CSP SNDFRM04 Continuation A

Pivot Point Column: -0.50

Pivot Point Row: 0.00

Width of Bounding Box: 1.25

Height of Bounding Box: 2.50







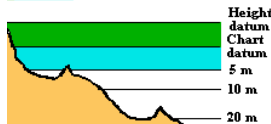



Symbol Colours:  SNDG1

Comments: Line weight 0.3 mm

Examples on ENC: N/A

References:

S57		INT 1
SOUNDG	I 2, 4, 10-15; K 17	(I 4)  
OBSTRN	I 2, 4; K 41, 42, 46.2; L 20, 21.2; M 43; Q 42	(K 41)  
UWTROC	K 11, 12, 14.1, 14.2, 15; O 27	(K 14.1)   
WRECKS	K 21, 22, 26, 27, 30	(K 26) 

Symbol Name:	SY(SOUNDG54)	RN: 290
--------------	--------------	---------

Symbol Explanation: for deep soundings, greater than safety depth

Look up table affected: N/A

Called by CSP etc.: CSP SNDFRM04 Continuation A

Pivot Point Column: -0.50

Pivot Point Row: 0.00

Width of Bounding Box: 1.25

Height of Bounding Box: 2.50



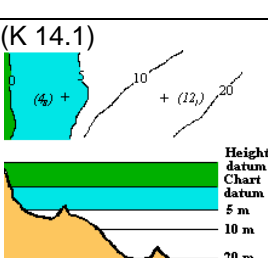
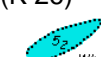


Symbol Colours:  SNDG1

Comments: Line weight 0.3 mm

Examples on ENC: N/A

References:

S57		INT 1
SOUNDG	I 2, 4, 10-15; K 17	(I 4) 
OBSTRN	I 2, 4; K 41, 42, 46.2; L 20, 21.2; M 43; Q 42	(K 41) 
UWTROC	K 11, 12, 14.1, 14.2, 15; O 27	(K 14.1) 
WRECKS	K 21, 22, 26, 27, 30	(K 26) 

Symbol Name:	SY(SOUNDG55)	RN: 291
--------------	--------------	---------

Symbol Explanation: for deep soundings, greater than safety depth

Look up table affected: N/A

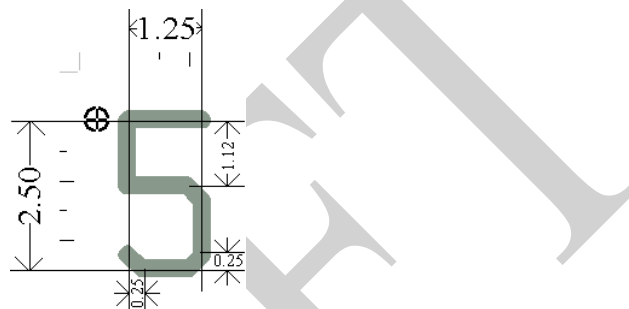
Called by CSP etc.: CSP SNDFRM04 Continuation A

Pivot Point Column: -0.50

Pivot Point Row: 0.00

Width of Bounding Box: 1.25

Height of Bounding Box: 2.50



Symbol Colours:  SNDG1

Comments: Line weight 0.3 mm

Examples on ENC: N/A

References:

S57	INT 1	
SOUNDG	I 2, 4, 10-15; K 17	(I 4) 
OBSTRN	I 2, 4; K 41, 42, 46.2; L 20, 21.2; M 43; Q 42	(K 41) 
UWTROC	K 11, 12, 14.1, 14.2, 15; O 27	(K 14.1) 
WRECKS	K 21, 22, 26, 27, 30	(K 26) 

Symbol Name:	SY(SOUNDG56)	RN: 292
--------------	--------------	---------

Symbol Explanation: for deep soundings, greater than safety depth

Look up table affected: N/A

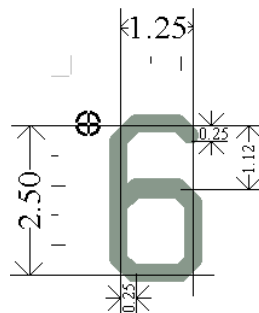
Called by CSP etc.: CSP SNDFRM04 Continuation A

Pivot Point Column: -0.50

Pivot Point Row: 0.00

Width of Bounding Box: 1.25

Height of Bounding Box: 2.50







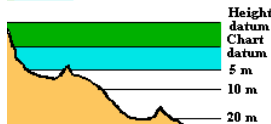



Symbol Colours:  SNDG1

Comments: Line weight 0.3 mm

Examples on ENC: N/A

References:

S57		INT 1
SOUNDG	I 2, 4, 10-15; K 17	(I 4)  
OBSTRN	I 2, 4; K 41, 42, 46.2; L 20, 21.2; M 43; Q 42	(K 41)  
UWTROC	K 11, 12, 14.1, 14.2, 15; O 27	(K 14.1)   
WRECKS	K 21, 22, 26, 27, 30	(K 26) 

Symbol Name:	SY(SOUNDG57)	RN: 293
--------------	--------------	---------

Symbol Explanation: for deep soundings, greater than safety depth

Look up table affected: N/A

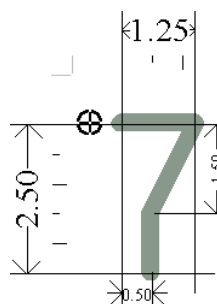
Called by CSP etc.: CSP SNDFRM04 Continuation A

Pivot Point Column: -0.50

Pivot Point Row: 0.00

Width of Bounding Box: 1.25

Height of Bounding Box: 2.50





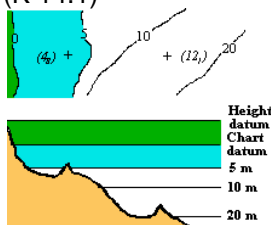



Symbol Colours:  SNDG1

Comments: Line weight 0.3 mm

Examples on ENC: N/A

References:

S57	INT 1	
SOUNDG	I 2, 4, 10-15; K 17	(I 4)  
OBSTRN	I 2, 4; K 41, 42, 46.2; L 20, 21.2; M 43; Q 42	(K 41)  
UWTROC	K 11, 12, 14.1, 14.2, 15; O 27	(K 14.1) 
WRECKS	K 21, 22, 26, 27, 30	(K 26) 

Symbol Name:	SY(SOUNDG58)	RN: 294
--------------	--------------	---------

Symbol Explanation: for deep soundings, greater than safety depth

Look up table affected: N/A

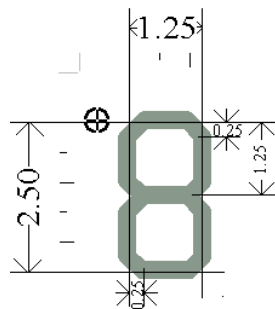
Called by CSP etc.: CSP SNDFRM04 Continuation A

Pivot Point Column: -0.50

Pivot Point Row: 0.00

Width of Bounding Box: 1.25

Height of Bounding Box: 2.50





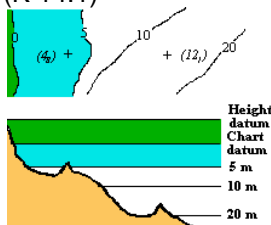



Symbol Colours:  SNDG1

Comments: Line weight 0.3 mm

Examples on ENC: N/A

References:

S57	INT 1	
SOUNDG	I 2, 4, 10-15; K 17	(I 4)  
OBSTRN	I 2, 4; K 41, 42, 46.2; L 20, 21.2; M 43; Q 42	(K 41)  
UWTROC	K 11, 12, 14.1, 14.2, 15; O 27	(K 14.1)  Height datum Chart datum 5 m 10 m 20 m
WRECKS	K 21, 22, 26, 27, 30	(K 26) 

Symbol Name:	SY(SOUNDG59)	RN: 295
--------------	--------------	---------

Symbol Explanation: for deep soundings, greater than safety depth

Look up table affected: N/A

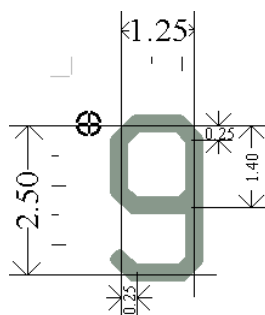
Called by CSP etc.: CSP SNDFRM04 Continuation A

Pivot Point Column: -0.50

Pivot Point Row: 0.00

Width of Bounding Box: 1.25

Height of Bounding Box: 2.50



Symbol Colours:



SNDG1

Comments:

Line weight 0.3 mm

Examples on ENC:

N/A

References:

S57		INT 1
SOUNDG	I 2, 4, 10-15; K 17	(I 4) 
OBSTRN	I 2, 4; K 41, 42, 46.2; L 20, 21.2; M 43; Q 42	(K 41) 
UWTROC	K 11, 12, 14.1, 14.2, 15; O 27	(K 14.1)  
WRECKS	K 21, 22, 26, 27, 30	(K 26) 

Symbol Name:	SY(SOUNDGB1)	RN: 296
--------------	--------------	---------

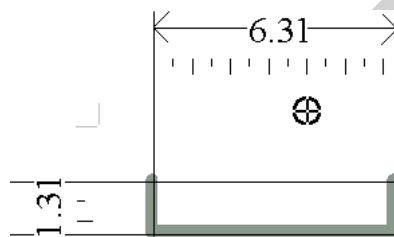
Symbol Explanation: symbol for swept sounding, used for deep soundings greater than safety depth


Look up table affected: N/A

Called by CSP etc.: CSP SNDFRM04

Pivot Point Column: 4.10  
Pivot Point Row: -1.78

Width of Bounding Box: 6.31  
Height of Bounding Box: 1.31








Symbol Colours:  SNDG1

Comments: Line weight 0.3 mm

Examples on ENC: N/A

References:

		INT 1
S57		
as applicable	K 2	
OBSTRN	K 42	 
WRECKS	K 27	 



Symbol Name:	SY(SOUNDGC2)	RN: 298
--------------	--------------	---------

Symbol Explanation: sounding of low accuracy

Look up table affected: N/A

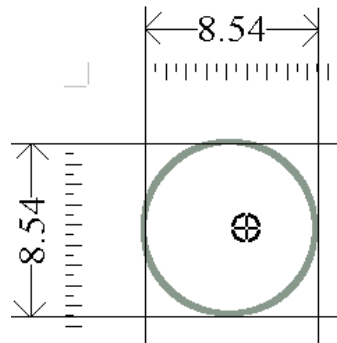
Called by CSP etc.: CSP SNDFRM04

Pivot Point Column: 4.27

Pivot Point Row: 4.27

Width of Bounding Box: 8.54

Height of Bounding Box: 8.54



Symbol Colours:



Comments: Line weight 0.3 mm; circle diameter 8.54 mm

Examples on ENC: N/A

References:

S57		INT 1
as applicable	B 7, 8; I 1, 3.1, 3.2; IP 89	(B 8) <i>PD</i>
OBSTRN	I 2	(I 2) <i>SD</i>
SOUNDG	I 2, 4, 13, 14	(I 14) 12      97

Symbol Name:	SY(SOUNDS00)	RN: 299
--------------	--------------	---------

Symbol Explanation: shallow soundings, less than or equal to the safety depth

Look up table affected: N/A

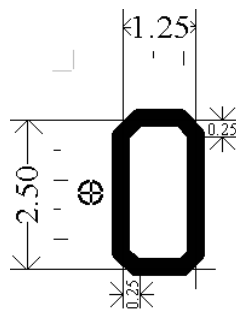
Called by CSP etc.: CSP SNDFRM04 Continuation B

Pivot Point Column: -0.50

Pivot Point Row: 1.25

Width of Bounding Box: 1.25

Height of Bounding Box: 2.50





Symbol Colours:  SNDG2

Comments: Line weight 0.3 mm

Examples on ENC: N/A

References:

S57	INT 1	
SOUNDG	I 2, 4, 10-15; K 17	(I 10) <i>12 97</i>
OBSTRN	I 2, 4; K 41, 42, 46.2; L 20, 21.2; M 43; Q 42	(L 21.2)  Well
UWTROC	K 11, 12, 14.1, 14.2, 15; O 27	(K 15) <i>21 R</i>
WRECKS	K 21, 22, 26, 27, 30	(K 30)  Wk

Symbol Name:	SY(SOUNDS01)	RN: 300
--------------	--------------	---------

Symbol Explanation: shallow soundings, less than or equal to the safety depth

Look up table affected: N/A

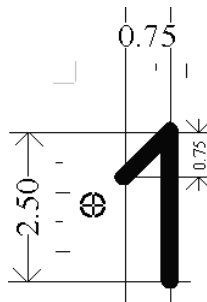
Called by CSP etc.: CSP SNDFRM04 Continuation B

Pivot Point Column: -0.50

Pivot Point Row: 1.25

Width of Bounding Box: 0.75

Height of Bounding Box: 2.50





Symbol Colours:  SNDG2

Comments: Line weight 0.3 mm

Examples on ENC: N/A

References:

S57	INT 1	
SOUNDG	I 2, 4, 10-15; K 17	(I 10) <i>12 97</i>
OBSTRN	I 2, 4; K 41, 42, 46.2; L 20, 21.2; M 43; Q 42	(L 21.2) 
UWTROC	K 11, 12, 14.1, 14.2, 15; O 27	(K 15) <i>21</i> <i>R</i>
WRECKS	K 21, 22, 26, 27, 30	(K 30) 

Symbol Name:	SY(SOUNDS02)	RN: 301
--------------	--------------	---------

Symbol Explanation: shallow soundings, less than or equal to the safety depth

Look up table affected: N/A

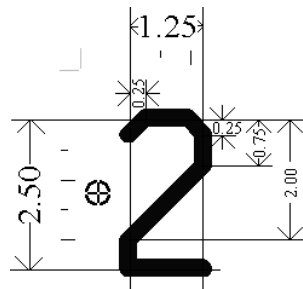
Called by CSP etc.: CSP SNDFRM04 Continuation B

Pivot Point Column: -0.50

Pivot Point Row: 1.25

Width of Bounding Box: 1.25

Height of Bounding Box: 2.50





Symbol Colours:  SNDG2

Comments: Line weight 0.3 mm

Examples on ENC: N/A

References:

S57		INT 1
SOUNDG	I 2, 4, 10-15; K 17	(I 10) <i>12 97</i>
OBSTRN	I 2, 4; K 41, 42, 46.2; L 20, 21.2; M 43; Q 42	(L 21.2)  Well
UWTROC	K 11, 12, 14.1, 14.2, 15; O 27	(K 15) <i>21 R</i>
WRECKS	K 21, 22, 26, 27, 30	(K 30)  Wk

Symbol Name:	SY(SOUNDS03)	RN: 302
--------------	--------------	---------

Symbol Explanation: shallow soundings, less than or equal to the safety depth

Look up table affected: N/A

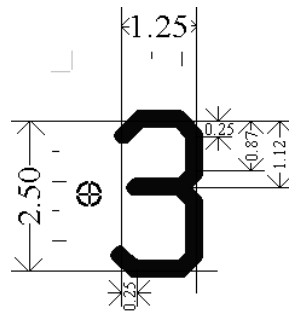
Called by CSP etc.: CSP SNDFRM04 Continuation B

Pivot Point Column: -0.50

Pivot Point Row: 1.25

Width of Bounding Box: 1.25

Height of Bounding Box: 2.50





Symbol Colours:  SNDG2

Comments: Line weight 0.3 mm

Examples on ENC: N/A

References:

S57	INT 1	
SOUNDG	I 2, 4, 10-15; K 17	(I 10) <i>12 97</i>
OBSTRN	I 2, 4; K 41, 42, 46.2; L 20, 21.2; M 43; Q 42	(L 21.2)  Well
UWTROC	K 11, 12, 14.1, 14.2, 15; O 27	(K 15) <i>21 R</i>
WRECKS	K 21, 22, 26, 27, 30	(K 30)  Wt

Symbol Name:	SY(SOUNDS04)	RN: 303
--------------	--------------	---------

Symbol Explanation: shallow soundings, less than or equal to the safety depth

Look up table affected: N/A

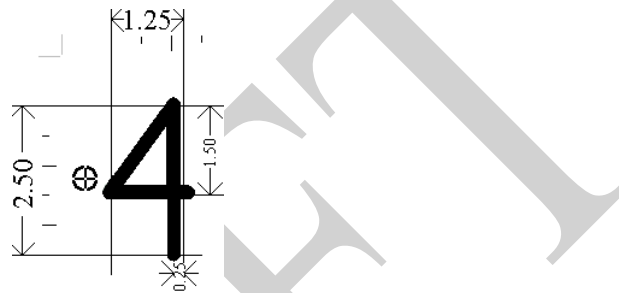
Called by CSP etc.: CSP SNDFRM04 Continuation B

Pivot Point Column: -0.50

Pivot Point Row: 1.25

Width of Bounding Box: 1.25

Height of Bounding Box: 2.50





Symbol Colours:  SNDG2

Comments: Line weight 0.3 mm

Examples on ENC: N/A

References:

S57		INT 1
SOUNDG	I 2, 4, 10-15; K 17	(I 10) <i>12 97</i>
OBSTRN	I 2, 4; K 41, 42, 46.2; L 20, 21.2; M 43; Q 42	(L 21.2)  Well
UWTROC	K 11, 12, 14.1, 14.2, 15; O 27	(K 15) <i>21 R</i>
WRECKS	K 21, 22, 26, 27, 30	(K 30)  Wk

Symbol Name:	SY(SOUNDS05)	RN: 304
--------------	--------------	---------

Symbol Explanation: shallow soundings, less than or equal to the safety depth

Look up table affected: N/A

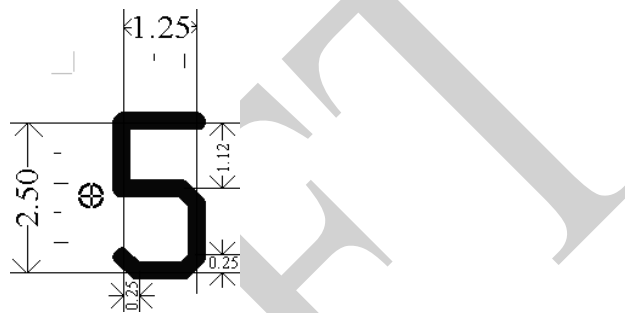
Called by CSP etc.: CSP SNDFRM04 Continuation B

Pivot Point Column: -0.50

Pivot Point Row: 1.25

Width of Bounding Box: 1.25

Height of Bounding Box: 2.50





Symbol Colours:  SNDG2

Comments: Line weight 0.3 mm

Examples on ENC: N/A

References:

S57	INT 1	
SOUNDG	I 2, 4, 10-15; K 17	(I 10) <i>12 97</i>
OBSTRN	I 2, 4; K 41, 42, 46.2; L 20, 21.2; M 43; Q 42	(L 21.2) 
UWTROC	K 11, 12, 14.1, 14.2, 15; O 27	(K 15) <i>21 R</i>
WRECKS	K 21, 22, 26, 27, 30	(K 30) 

Symbol Name:	SY(SOUNDS06)	RN: 305
--------------	--------------	---------

Symbol Explanation: shallow soundings, less than or equal to the safety depth

Look up table affected: N/A

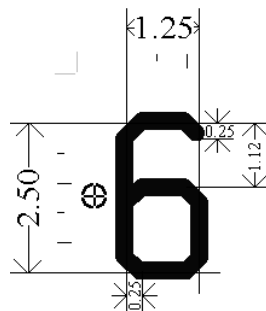
Called by CSP etc.: CSP SNDFRM04 Continuation B

Pivot Point Column: -0.50

Pivot Point Row: 1.25

Width of Bounding Box: 1.25

Height of Bounding Box: 2.50





Symbol Colours:  SNDG2

Comments: Line weight 0.3 mm

Examples on ENC: N/A

References:

S57	INT 1	
SOUNDG	I 2, 4, 10-15; K 17	(I 10) <i>12 37</i>
OBSTRN	I 2, 4; K 41, 42, 46.2; L 20, 21.2; M 43; Q 42	(L 21.2) 
UWTROC	K 11, 12, 14.1, 14.2, 15; O 27	(K 15) <i>21 R</i>
WRECKS	K 21, 22, 26, 27, 30	(K 30) 



Symbol Name:	SY(SOUNDS07)	RN: 306
--------------	--------------	---------

Symbol Explanation: shallow soundings, less than or equal to the safety depth

Look up table affected: N/A

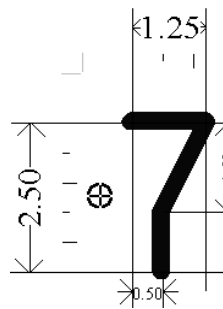
Called by CSP etc.: CSP SNDFRM04 Continuation B

Pivot Point Column: -0.50

Pivot Point Row: 1.25

Width of Bounding Box: 1.25

Height of Bounding Box: 2.50





Symbol Colours:  SNDG2

Comments: Line weight 0.3 mm

Examples on ENC: N/A

References:

S57	INT 1	
SOUNDG	I 2, 4, 10-15; K 17	(I 10) <i>12 97</i>
OBSTRN	I 2, 4; K 41, 42, 46.2; L 20, 21.2; M 43; Q 42	(L 21.2)  Well
UWTROC	K 11, 12, 14.1, 14.2, 15; O 27	(K 15) <i>21 R</i>
WRECKS	K 21, 22, 26, 27, 30	(K 30)  Wk

Symbol Name:	SY(SOUNDS08)	RN: 307
--------------	--------------	---------

Symbol Explanation: shallow soundings, less than or equal to the safety depth

Look up table affected: N/A

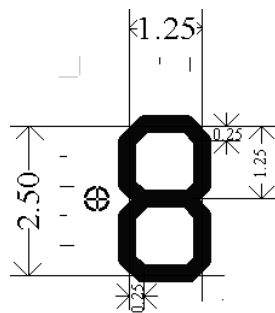
Called by CSP etc.: CSP SNDFRM04 Continuation B

Pivot Point Column: -0.50

Pivot Point Row: 1.25

Width of Bounding Box: 1.25

Height of Bounding Box: 2.50





Symbol Colours:  SNDG2

Comments: Line weight 0.3 mm

Examples on ENC: N/A

References:

S57	INT 1	
SOUNDG	I 2, 4, 10-15; K 17	(I 10) <i>12 97</i>
OBSTRN	I 2, 4; K 41, 42, 46.2; L 20, 21.2; M 43; Q 42	(L 21.2) 
UWTROC	K 11, 12, 14.1, 14.2, 15; O 27	(K 15) <i>21 R</i>
WRECKS	K 21, 22, 26, 27, 30	(K 30) 

Symbol Name:	SY(SOUNDS09)	RN: 308
--------------	--------------	---------

Symbol Explanation: shallow soundings, less than or equal to the safety depth

Look up table affected: N/A

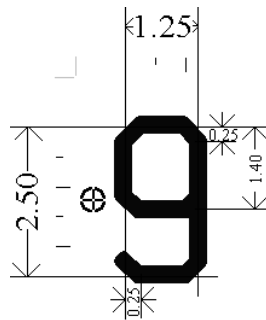
Called by CSP etc.: CSP SNDFRM04 Continuation B

Pivot Point Column: -0.50

Pivot Point Row: 1.25

Width of Bounding Box: 1.25

Height of Bounding Box: 2.50





Symbol Colours:  SNDG2

Comments: Line weight 0.3 mm

Examples on ENC: N/A

References:

S57		INT 1
SOUNDG	I 2, 4, 10-15; K 17	(I 10) <i>12 97</i>
OBSTRN	I 2, 4; K 41, 42, 46.2; L 20, 21.2; M 43; Q 42	(L 21.2)  Well
UWTROC	K 11, 12, 14.1, 14.2, 15; O 27	(K 15) <i>21 R</i>
WRECKS	K 21, 22, 26, 27, 30	(K 30)  Wk

Symbol Name:	SY(SOUNDS10)	RN: 309
--------------	--------------	---------

Symbol Explanation: shallow soundings, less than or equal to the safety depth

Look up table affected: N/A

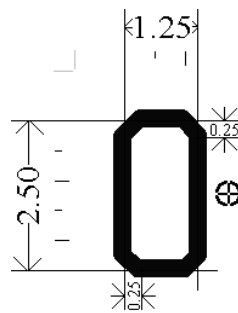
Called by CSP etc.: CSP SNDFRM04 Continuation A, B

Pivot Point Column: 1.75

Pivot Point Row: 1.25

Width of Bounding Box: 1.25

Height of Bounding Box: 2.50





Symbol Colours:  SNDG2

Comments: Line weight 0.3 mm

Examples on ENC: N/A

References:

S57	INT 1	
SOUNDG	I 2, 4, 10-15; K 17	(I 10) <i>12 97</i>
OBSTRN	I 2, 4; K 41, 42, 46.2; L 20, 21.2; M 43; Q 42	(L 21.2) 
UWTROC	K 11, 12, 14.1, 14.2, 15; O 27	(K 15) <i>21 R</i>
WRECKS	K 21, 22, 26, 27, 30	(K 30) 

Symbol Name:	SY(SOUNDS11)	RN: 310
--------------	--------------	---------

Symbol Explanation: shallow soundings, less than or equal to the safety depth

Look up table affected: N/A

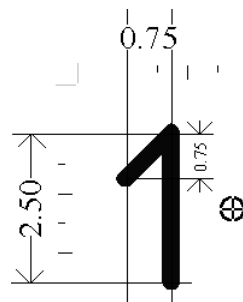
Called by CSP etc.: CSP SNDFRM04 Continuation A, B

Pivot Point Column: 1.75

Pivot Point Row: 1.25

Width of Bounding Box: 0.75

Height of Bounding Box: 2.50





Symbol Colours:  SNDG2

Comments: Line weight 0.3 mm

Examples on ENC: N/A

References:

S57	INT 1	
SOUNDG	I 2, 4, 10-15; K 17	(I 10) <i>12 97</i>
OBSTRN	I 2, 4; K 41, 42, 46.2; L 20, 21.2; M 43; Q 42	(L 21.2)  Well
UWTROC	K 11, 12, 14.1, 14.2, 15; O 27	(K 15) <i>21 R</i>
WRECKS	K 21, 22, 26, 27, 30	(K 30)  Wk

Symbol Name:	SY(SOUNDS12)	RN: 311
--------------	--------------	---------

Symbol Explanation: shallow soundings, less than or equal to the safety depth

Look up table affected: N/A

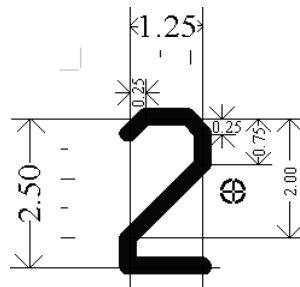
Called by CSP etc.: CSP SNDFRM04 Continuation A, B

Pivot Point Column: 1.75

Pivot Point Row: 1.25

Width of Bounding Box: 1.25

Height of Bounding Box: 2.50





Symbol Colours:  SNDG2

Comments: Line weight 0.3 mm

Examples on ENC: N/A

References:

S57		INT 1
SOUNDG	I 2, 4, 10-15; K 17	(I 10) <i>12 97</i>
OBSTRN	I 2, 4; K 41, 42, 46.2; L 20, 21.2; M 43; Q 42	(L 21.2)  Well
UWTROC	K 11, 12, 14.1, 14.2, 15; O 27	(K 15) <i>21 R</i>
WRECKS	K 21, 22, 26, 27, 30	(K 30)  Wk

Symbol Name:	SY(SOUNDS13)	RN: 312
--------------	--------------	---------

Symbol Explanation: shallow soundings, less than or equal to the safety depth

Look up table affected: N/A

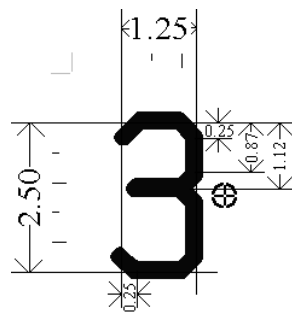
Called by CSP etc.: CSP SNDFRM04 Continuation A, B

Pivot Point Column: 1.75


Pivot Point Row: 1.25

Width of Bounding Box: 1.25

Height of Bounding Box: 2.50



Symbol Colours:



Comments:

Line weight 0.3 mm

Examples on ENC:

N/A

References:

S57	INT 1	
SOUNDG	I 2, 4, 10-15; K 17	(I 10) <i>12 37</i>
OBSTRN	I 2, 4; K 41, 42, 46.2; L 20, 21.2; M 43; Q 42	(L 21.2) Well
UWTROC	K 11, 12, 14.1, 14.2, 15; O 27	(K 15) <i>21</i> R
WRECKS	K 21, 22, 26, 27, 30	(K 30) Wt

Symbol Name:	SY(SOUNDS14)	RN: 313
--------------	--------------	---------

Symbol Explanation: shallow soundings, less than or equal to the safety depth

Look up table affected: N/A

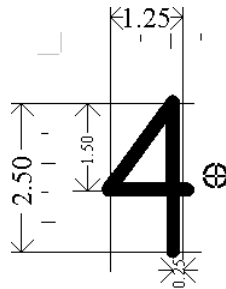
Called by CSP etc.: CSP SNDFRM04 Continuation A, B

Pivot Point Column: 1.75

Pivot Point Row: 1.25

Width of Bounding Box: 1.25

Height of Bounding Box: 2.50





Symbol Colours:  SNDG2

Comments: Line weight 0.3 mm

Examples on ENC: N/A

References:

S57		INT 1
SOUNDG	I 2, 4, 10-15; K 17	(I 10) <i>12 97</i>
OBSTRN	I 2, 4; K 41, 42, 46.2; L 20, 21.2; M 43; Q 42	(L 21.2)  Well
UWTROC	K 11, 12, 14.1, 14.2, 15; O 27	(K 15) <i>21 R</i>
WRECKS	K 21, 22, 26, 27, 30	(K 30)  Wk



Symbol Name:	SY(SOUNDS15)	RN: 314
--------------	--------------	---------

Symbol Explanation: shallow soundings, less than or equal to the safety depth

Look up table affected: N/A

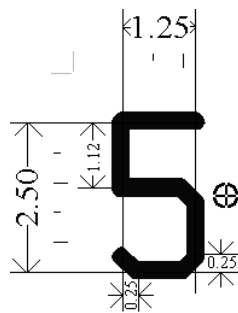
Called by CSP etc.: CSP SNDFRM04 Continuation A, B

Pivot Point Column: 1.75

Pivot Point Row: 1.25

Width of Bounding Box: 1.25

Height of Bounding Box: 2.50





Symbol Colours:



Comments: Line weight 0.3 mm

Examples on ENC: N/A

References:

S57	INT 1	
SOUNDG	I 2, 4, 10-15; K 17	(I 10) <i>12 97</i>
OBSTRN	I 2, 4; K 41, 42, 46.2; L 20, 21.2; M 43; Q 42	(L 21.2) 
UWTROC	K 11, 12, 14.1, 14.2, 15; O 27	(K 15) <i>21 R</i>
WRECKS	K 21, 22, 26, 27, 30	(K 30) 

Symbol Name:	SY(SOUNDS16)	RN: 315
--------------	--------------	---------

Symbol Explanation: shallow soundings, less than or equal to the safety depth

Look up table affected: N/A

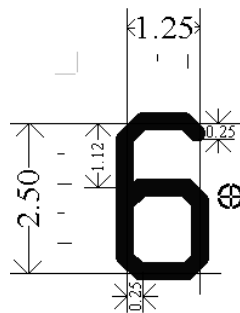
Called by CSP etc.: CSP SNDFRM04 Continuation A, B

Pivot Point Column: 1.75

Pivot Point Row: 1.25

Width of Bounding Box: 1.25

Height of Bounding Box: 2.50



Symbol Colours:



SNDG2



Comments:

Line weight 0.3 mm

Examples on ENC:

N/A

References:

S57	INT 1	
SOUNDG	I 2, 4, 10-15; K 17	(I 10) <i>12 97</i>
OBSTRN	I 2, 4; K 41, 42, 46.2; L 20, 21.2; M 43; Q 42	(L 21.2)  Well
UWTROC	K 11, 12, 14.1, 14.2, 15; O 27	(K 15) <i>21 R</i>
WRECKS	K 21, 22, 26, 27, 30	(K 30)  Wt

Symbol Name:	SY(SOUNDS17)	RN: 316
--------------	--------------	---------

Symbol Explanation: shallow soundings, less than or equal to the safety depth

Look up table affected: N/A

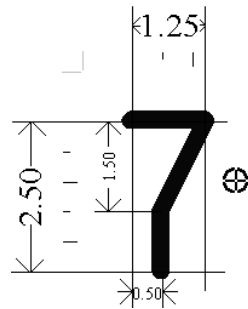
Called by CSP etc.: CSP SNDFRM04 Continuation A, B

Pivot Point Column: 1.75

Pivot Point Row: 1.00

Width of Bounding Box: 1.25

Height of Bounding Box: 2.50





Symbol Colours:  SNDG2

Comments: Line weight 0.3 mm

Examples on ENC: N/A

References:

S57	INT 1	
SOUNDG	I 2, 4, 10-15; K 17	(I 10) <i>12 97</i>
OBSTRN	I 2, 4; K 41, 42, 46.2; L 20, 21.2; M 43; Q 42	(L 21.2)  Well
UWTROC	K 11, 12, 14.1, 14.2, 15; O 27	(K 15) <i>21 R</i>
WRECKS	K 21, 22, 26, 27, 30	(K 30)  Wk

Symbol Name:	SY(SOUNDS18)	RN: 317
--------------	--------------	---------

Symbol Explanation: shallow soundings, less than or equal to the safety depth

Look up table affected: N/A

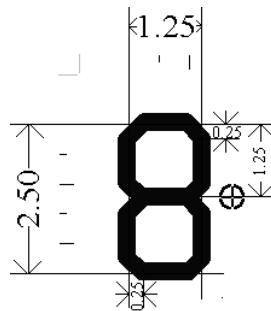
Called by CSP etc.: CSP SNDFRM04 Continuation A, B

Pivot Point Column: 1.75

Pivot Point Row: 1.25

Width of Bounding Box: 1.25

Height of Bounding Box: 2.50





Symbol Colours:  SNDG2

Comments: Line weight 0.3 mm

Examples on ENC: N/A

References:

S57	INT 1	
SOUNDG	I 2, 4, 10-15; K 17	(I 10) <i>12 97</i>
OBSTRN	I 2, 4; K 41, 42, 46.2; L 20, 21.2; M 43; Q 42	(L 21.2) 
UWTROC	K 11, 12, 14.1, 14.2, 15; O 27	(K 15) <i>21 R</i>
WRECKS	K 21, 22, 26, 27, 30	(K 30) 

Symbol Name:

SY(SOUNDS19)

RN: 318

Symbol Explanation: shallow soundings, less than or equal to the safety depth

Look up table affected: N/A

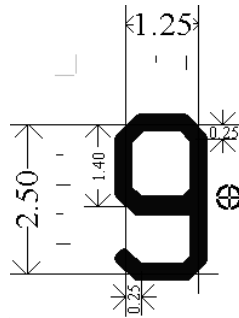
Called by CSP etc.: CSP SNDFRM04 Continuation A, B

Pivot Point Column: 1.75

Pivot Point Row: 1.25

Width of Bounding Box: 1.25

Height of Bounding Box: 2.50



Symbol Colours:



SNDG2



Comments:

Line weight 0.3 mm

Examples on ENC:

N/A

References:

S57		INT 1
SOUNDG	I 2, 4, 10-15; K 17	(I 10) <i>12 97</i>
OBSTRN	I 2, 4; K 41, 42, 46.2; L 20, 21.2; M 43; Q 42	(L 21.2) 
UWTROC	K 11, 12, 14.1, 14.2, 15; O 27	(K 15) <i>21 R</i>
WRECKS	K 21, 22, 26, 27, 30	(K 30) 

Symbol Name:

SY(SOUNDS20)

RN: 319

Symbol Explanation: shallow soundings, less than or equal to the safety depth

Look up table affected: N/A

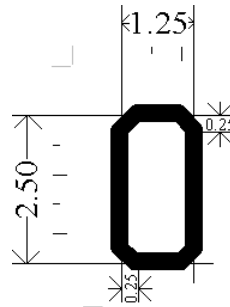
Called by CSP etc.: CSP SNDFRM04 Continuation A, B

Pivot Point Column: 4.00


Pivot Point Row: 1.25

Width of Bounding Box: 1.25

Height of Bounding Box: 2.50



Symbol Colours:





Comments:

Line weight 0.3 mm

Examples on ENC:

N/A

References:

S57	INT 1	
SOUNDG	I 2, 4, 10-15; K 17	(I 10) <i>12 97</i>
OBSTRN	I 2, 4; K 41, 42, 46.2; L 20, 21.2; M 43; Q 42	(L 21.2) 
UWTROC	K 11, 12, 14.1, 14.2, 15; O 27	(K 15) <i>21 R</i>
WRECKS	K 21, 22, 26, 27, 30	(K 30) 

Symbol Name:	SY(SOUNDS21)	RN: 320
--------------	--------------	---------

Symbol Explanation: shallow soundings, less than or equal to the safety depth

Look up table affected: N/A

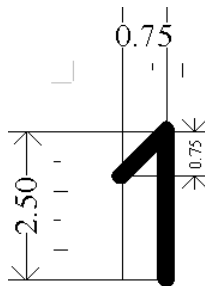
Called by CSP etc.: CSP SNDFRM04 Continuation A, B

Pivot Point Column: 4.00

Pivot Point Row: 1.25

Width of Bounding Box: 0.75

Height of Bounding Box: 2.50





Symbol Colours:  SNDG2

Comments: Line weight 0.3 mm

Examples on ENC: N/A

References:

S57	INT 1	
SOUNDG	I 2, 4, 10-15; K 17	(I 10) <i>12 97</i>
OBSTRN	I 2, 4; K 41, 42, 46.2; L 20, 21.2; M 43; Q 42	(L 21.2) 
UWTROC	K 11, 12, 14.1, 14.2, 15; O 27	(K 15) <i>21 R</i>
WRECKS	K 21, 22, 26, 27, 30	(K 30) 

Symbol Name:	SY(SOUNDS2)	RN: 321
--------------	-------------	---------

Symbol Explanation: shallow soundings, less than or equal to the safety depth

Look up table affected: N/A

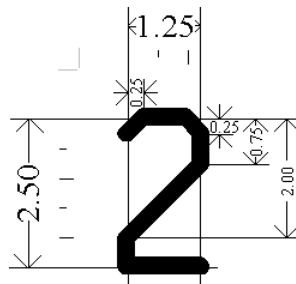
Called by CSP etc.: CSP SNDFRM04 Continuation A, B

Pivot Point Column: 4.00

Pivot Point Row: 1.25

Width of Bounding Box: 1.25

Height of Bounding Box: 2.50





Symbol Colours:  SNDG2

Comments: Line weight 0.3 mm

Examples on ENC: N/A

References:

S57		INT 1
SOUNDG	I 2, 4, 10-15; K 17	(I 10) <i>12 97</i>
OBSTRN	I 2, 4; K 41, 42, 46.2; L 20, 21.2; M 43; Q 42	(L 21.2)  Well
UWTROC	K 11, 12, 14.1, 14.2, 15; O 27	(K 15) <i>21 R</i>
WRECKS	K 21, 22, 26, 27, 30	(K 30)  Wk



Symbol Name:	SY(SOUNDS23)	RN: 322
--------------	--------------	---------

Symbol Explanation: shallow soundings, less than or equal to the safety depth

Look up table affected: N/A

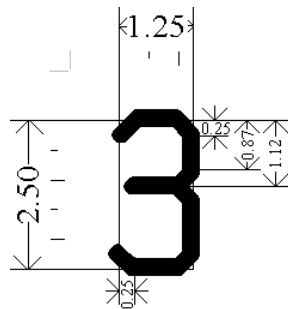
Called by CSP etc.: CSP SNDFRM04 Continuation A, B

Pivot Point Column: 4.00

Pivot Point Row: 1.25

Width of Bounding Box: 1.25

Height of Bounding Box: 2.50





Symbol Colours:  SNDG2

Comments: Line weight 0.3 mm

Examples on ENC: N/A

References:

S57		INT 1
SOUNDG	I 2, 4, 10-15; K 17	(I 10) <i>12 37</i>
OBSTRN	I 2, 4; K 41, 42, 46.2; L 20, 21.2; M 43; Q 42	(L 21.2)  Well
UWTROC	K 11, 12, 14.1, 14.2, 15; O 27	(K 15) <i>21 R</i>
WRECKS	K 21, 22, 26, 27, 30	(K 30)  Wk

Symbol Name:	SY(SOUNDS24)	RN: 323
--------------	--------------	---------

Symbol Explanation: shallow soundings, less than or equal to the safety depth

Look up table affected: N/A

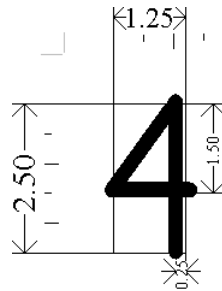
Called by CSP etc.: CSP SNDFRM04 Continuation A, B

Pivot Point Column: 4.00

Pivot Point Row: 1.25

Width of Bounding Box: 1.25

Height of Bounding Box: 2.50





Symbol Colours:  SNDG2

Comments: Line weight 0.3 mm

Examples on ENC: N/A

References:

S57		INT 1
SOUNDG	I 2, 4, 10-15; K 17	(I 10) <i>12 97</i>
OBSTRN	I 2, 4; K 41, 42, 46.2; L 20, 21.2; M 43; Q 42	(L 21.2)  Well
UWTROC	K 11, 12, 14.1, 14.2, 15; O 27	(K 15) <i>21 R</i>
WRECKS	K 21, 22, 26, 27, 30	(K 30)  Wk

Symbol Name:

SY(SOUNDS25)

RN: 324

Symbol Explanation: shallow soundings, less than or equal to the safety depth

Look up table affected: N/A

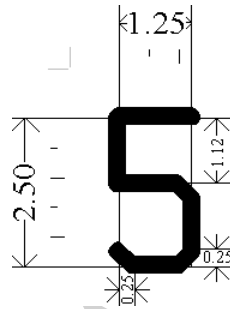
Called by CSP etc.: CSP SNDFRM04 Continuation A, B

Pivot Point Column: 4.00


Pivot Point Row: 1.25

Width of Bounding Box: 1.25

Height of Bounding Box: 2.50



Symbol Colours:



Comments:

Line weight 0.3 mm

Examples on ENC:

N/A

References:

S57	INT 1	
SOUNDG	I 2, 4, 10-15; K 17	(I 10) <i>12 97</i>
OBSTRN	I 2, 4; K 41, 42, 46.2; L 20, 21.2; M 43; Q 42	(L 21.2) Well
UWTROC	K 11, 12, 14.1, 14.2, 15; O 27	(K 15) <i>21 R</i>
WRECKS	K 21, 22, 26, 27, 30	(K 30) Wk

Symbol Name:	SY(SOUNDS26)	RN: 325
--------------	--------------	---------

Symbol Explanation: shallow soundings, less than or equal to the safety depth

Look up table affected: N/A

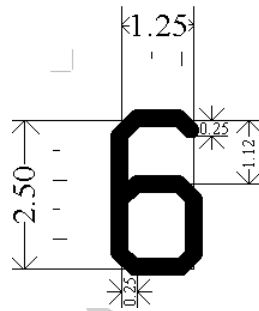
Called by CSP etc.: CSP SNDFRM04 Continuation A, B

Pivot Point Column: 4.00

Pivot Point Row: 1.25

Width of Bounding Box: 1.25

Height of Bounding Box: 2.50





Symbol Colours:  SNDG2

Comments: Line weight 0.3 mm

Examples on ENC: N/A

References:

S57	INT 1	
SOUNDG	I 2, 4, 10-15; K 17	(I 10) <i>12 97</i>
OBSTRN	I 2, 4; K 41, 42, 46.2; L 20, 21.2; M 43; Q 42	(L 21.2) 
UWTROC	K 11, 12, 14.1, 14.2, 15; O 27	(K 15) <i>21 R</i>
WRECKS	K 21, 22, 26, 27, 30	(K 30) 

Symbol Name:

SY(SOUNDS27)

RN: 326

Symbol Explanation: shallow soundings, less than or equal to the safety depth

Look up table affected: N/A

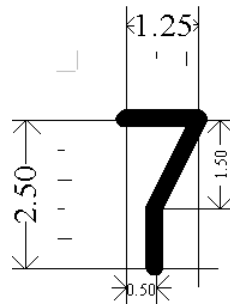
Called by CSP etc.: CSP SNDFRM04 Continuation A, B

Pivot Point Column: 4.00

Pivot Point Row: 1.00

Width of Bounding Box: 1.25

Height of Bounding Box: 2.50



Symbol Colours:



SNDG2

Comments:

Line weight 0.3 mm

Examples on ENC:

N/A

References:

S57	INT 1	
SOUNDG	I 2, 4, 10-15; K 17	(I 10) <i>12 97</i>
OBSTRN	I 2, 4; K 41, 42, 46.2; L 20, 21.2; M 43; Q 42	(L 21.2) Well
UWTROC	K 11, 12, 14.1, 14.2, 15; O 27	(K 15) <i>21 R</i>
WRECKS	K 21, 22, 26, 27, 30	(K 30) Wk

Symbol Name:

SY(SOUNDS28)

RN: 327

Symbol Explanation: shallow soundings, less than or equal to the safety depth

Look up table affected: N/A

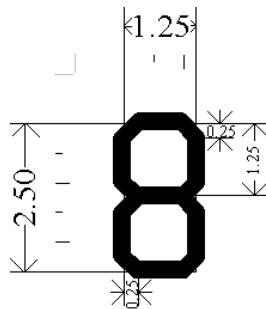
Called by CSP etc.: CSP SNDFRM04 Continuation A, B

Pivot Point Column: 4.00

Pivot Point Row: 1.25

Width of Bounding Box: 1.25

Height of Bounding Box: 2.50



Symbol Colours:





Comments:

Line weight 0.3 mm

Examples on ENC:

N/A

References:

S57	INT 1	
SOUNDG	I 2, 4, 10-15; K 17	(I 10) <i>12 37</i>
OBSTRN	I 2, 4; K 41, 42, 46.2; L 20, 21.2; M 43; Q 42	(L 21.2) 
UWTROC	K 11, 12, 14.1, 14.2, 15; O 27	(K 15) <i>21</i> <i>R</i>
WRECKS	K 21, 22, 26, 27, 30	(K 30) 

Symbol Name:	SY(SOUNDS29)	RN: 328
--------------	--------------	---------

Symbol Explanation: shallow soundings, less than or equal to the safety depth

Look up table affected: N/A

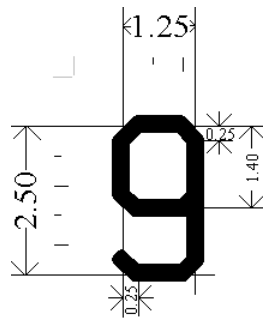
Called by CSP etc.: CSP SNDFRM04 Continuation A, B

Pivot Point Column: 4.00

Pivot Point Row: 1.25

Width of Bounding Box: 1.25

Height of Bounding Box: 2.50





Symbol Colours:  SNDG2

Comments: Line weight 0.3 mm

Examples on ENC: N/A

References:

S57		INT 1
SOUNDG	I 2, 4, 10-15; K 17	(I 10) <i>12 97</i>
OBSTRN	I 2, 4; K 41, 42, 46.2; L 20, 21.2; M 43; Q 42	(L 21.2)  Well
UWTROC	K 11, 12, 14.1, 14.2, 15; O 27	(K 15) <i>21</i> <i>R</i>
WRECKS	K 21, 22, 26, 27, 30	(K 30)  Wk

Symbol Name:	SY(SOUNDS30)	RN: 329
--------------	--------------	---------

Symbol Explanation: shallow soundings, less than or equal to the safety depth

Look up table affected: N/A

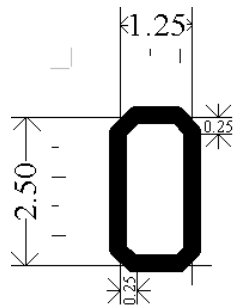
Called by CSP etc.: CSP SNDFRM04 Continuation C

Pivot Point Column: 6.25

Pivot Point Row: 1.25

Width of Bounding Box: 1.25

Height of Bounding Box: 2.50





Symbol Colours:  SNDG2

Comments: Line weight 0.3 mm

Examples on ENC: N/A

References:

S57	INT 1	
SOUNDG	I 2, 4, 10-15; K 17	(I 10) <i>12 97</i>
OBSTRN	I 2, 4; K 41, 42, 46.2; L 20, 21.2; M 43; Q 42	(L 21.2)  Well
UWTROC	K 11, 12, 14.1, 14.2, 15; O 27	(K 15) <i>21 R</i>
WRECKS	K 21, 22, 26, 27, 30	(K 30)  Wk



Symbol Name:	SY(SOUNDS31)	RN: 330
--------------	--------------	---------

Symbol Explanation: shallow soundings, less than or equal to the safety depth

Look up table affected: N/A

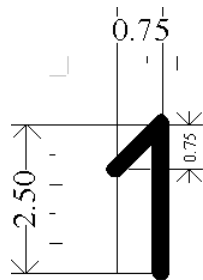
Called by CSP etc.: CSP SNDFRM04 Continuation C

Pivot Point Column: 6.25

Pivot Point Row: 1.25

Width of Bounding Box: 0.75

Height of Bounding Box: 2.50



Symbol Colours:





Comments:

Line weight 0.3 mm

Examples on ENC:

N/A

References:

S57	INT 1	
SOUNDG	I 2, 4, 10-15; K 17	(I 10) <i>12 97</i>
OBSTRN	I 2, 4; K 41, 42, 46.2; L 20, 21.2; M 43; Q 42	(L 21.2)  Well
UWTROC	K 11, 12, 14.1, 14.2, 15; O 27	(K 15) <i>21 R</i>
WRECKS	K 21, 22, 26, 27, 30	(K 30)  Wk

Symbol Name:	SY(SOUNDS32)	RN: 331
--------------	--------------	---------

Symbol Explanation: shallow soundings, less than or equal to the safety depth

Look up table affected: N/A

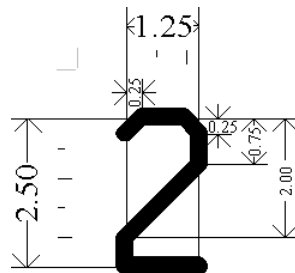
Called by CSP etc.: CSP SNDFRM04 Continuation C

Pivot Point Column: 6.25

Pivot Point Row: 1.25

Width of Bounding Box: 1.25

Height of Bounding Box: 2.50



Symbol Colours:





Comments:

Line weight 0.3 mm

Examples on ENC:

N/A

References:

S57	INT 1	
SOUNDG	I 2, 4, 10-15; K 17	(I 10) <i>12 97</i>
OBSTRN	I 2, 4; K 41, 42, 46.2; L 20, 21.2; M 43; Q 42	(L 21.2) 
UWTROC	K 11, 12, 14.1, 14.2, 15; O 27	(K 15) <i>21 R</i>
WRECKS	K 21, 22, 26, 27, 30	(K 30) 

Symbol Name:	SY(SOUNDS33)	RN: 332
--------------	--------------	---------

Symbol Explanation: shallow soundings, less than or equal to the safety depth

Look up table affected: N/A

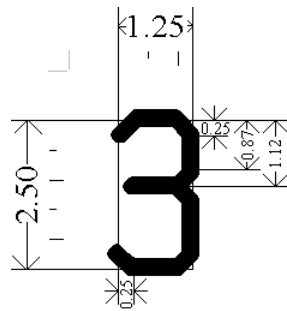
Called by CSP etc.: CSP SNDFRM04 Continuation C

Pivot Point Column: 6.25

Pivot Point Row: 1.25

Width of Bounding Box: 1.25

Height of Bounding Box: 2.50





Symbol Colours:



Comments: Line weight 0.3 mm

Examples on ENC: N/A

References:

S57		INT 1
SOUNDG	I 2, 4, 10-15; K 17	(I 10) <i>12 37</i>
OBSTRN	I 2, 4; K 41, 42, 46.2; L 20, 21.2; M 43; Q 42	(L 21.2)  Well
UWTROC	K 11, 12, 14.1, 14.2, 15; O 27	(K 15) <i>21</i> R
WRECKS	K 21, 22, 26, 27, 30	(K 30)  Wk

Symbol Name:

SY(SOUNDS34)

RN: 333

Symbol Explanation: shallow soundings, less than or equal to the safety depth

Look up table affected: N/A

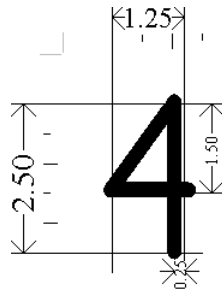
Called by CSP etc.: CSP SNDFRM04 Continuation C

Pivot Point Column: 6.25

Pivot Point Row: 1.25

Width of Bounding Box: 1.25

Height of Bounding Box: 2.50



Symbol Colours:





Comments:

Line weight 0.3 mm

Examples on ENC:

N/A

References:

S57		INT 1
SOUNDG	I 2, 4, 10-15; K 17	(I 10) <i>12 97</i>
OBSTRN	I 2, 4; K 41, 42, 46.2; L 20, 21.2; M 43; Q 42	(L 21.2) 
UWTROC	K 11, 12, 14.1, 14.2, 15; O 27	(K 15) <i>21 R</i>
WRECKS	K 21, 22, 26, 27, 30	(K 30) 

Symbol Name:	SY(SOUNDS35)	RN: 334
--------------	--------------	---------

Symbol Explanation: shallow soundings, less than or equal to the safety depth

Look up table affected: N/A

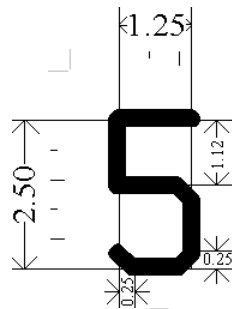
Called by CSP etc.: CSP SNDFRM04 Continuation C

Pivot Point Column: 6.25

Pivot Point Row: 1.25

Width of Bounding Box: 1.25

Height of Bounding Box: 2.50





Symbol Colours:  SNDG2

Comments: Line weight 0.3 mm

Examples on ENC: N/A

References:

S57	INT 1	
SOUNDG	I 2, 4, 10-15; K 17	(I 10) <i>12 97</i>
OBSTRN	I 2, 4; K 41, 42, 46.2; L 20, 21.2; M 43; Q 42	(L 21.2)  Well
UWTROC	K 11, 12, 14.1, 14.2, 15; O 27	(K 15) <i>21 R</i>
WRECKS	K 21, 22, 26, 27, 30	(K 30)  Wk

Symbol Name:	SY(SOUNDS36)	RN: 335
--------------	--------------	---------

Symbol Explanation: shallow soundings, less than or equal to the safety depth

Look up table affected: N/A

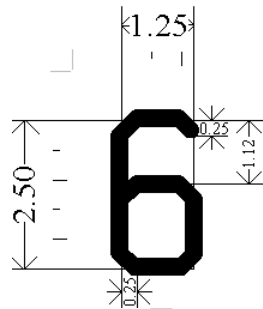
Called by CSP etc.: CSP SNDFRM04 Continuation C

Pivot Point Column: 6.25

Pivot Point Row: 1.25

Width of Bounding Box: 1.25

Height of Bounding Box: 2.50





Symbol Colours:  SNDG2

Comments: Line weight 0.3 mm

Examples on ENC: N/A

References:

S57	INT 1	
SOUNDG	I 2, 4, 10-15; K 17	(I 10) <i>12 97</i>
OBSTRN	I 2, 4; K 41, 42, 46.2; L 20, 21.2; M 43; Q 42	(L 21.2) 
UWTROC	K 11, 12, 14.1, 14.2, 15; O 27	(K 15) <i>21 R</i>
WRECKS	K 21, 22, 26, 27, 30	(K 30) 

Symbol Name:

SY(SOUNDS37)

RN: 336

Symbol Explanation: shallow soundings, less than or equal to the safety depth

Look up table affected: N/A

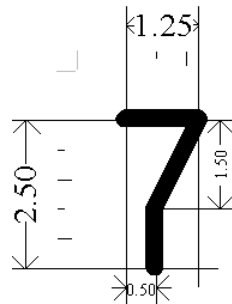
Called by CSP etc.: CSP SNDFRM04 Continuation C

Pivot Point Column: 6.25

Pivot Point Row: 1.00

Width of Bounding Box: 1.25

Height of Bounding Box: 2.50



Symbol Colours:



Comments:

Line weight 0.3 mm

Examples on ENC:

N/A

References:

S57	INT 1	
SOUNDG	I 2, 4, 10-15; K 17	(I 10) <i>12 97</i>
OBSTRN	I 2, 4; K 41, 42, 46.2; L 20, 21.2; M 43; Q 42	(L 21.2) Well
UWTROC	K 11, 12, 14.1, 14.2, 15; O 27	(K 15) <i>21 R</i>
WRECKS	K 21, 22, 26, 27, 30	(K 30) Wk

Symbol Name:	SY(SOUNDS38)	RN: 337
--------------	--------------	---------

Symbol Explanation: shallow soundings, less than or equal to the safety depth

Look up table affected: N/A

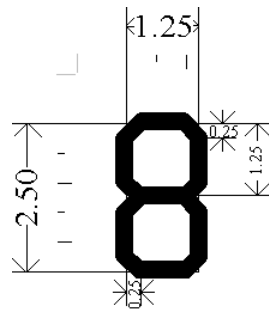
Called by CSP etc.: CSP SNDFRM04 Continuation C

Pivot Point Column: 6.25


Pivot Point Row: 1.25

Width of Bounding Box: 1.25

Height of Bounding Box: 2.50





Symbol Colours:



Comments: Line weight 0.3 mm

Examples on ENC: N/A

References:

S57		INT 1
SOUNDG	I 2, 4, 10-15; K 17	(I 10) <i>12 37</i>
OBSTRN	I 2, 4; K 41, 42, 46.2; L 20, 21.2; M 43; Q 42	(L 21.2) 
UWTROC	K 11, 12, 14.1, 14.2, 15; O 27	(K 15) <i>21</i> <i>R</i>
WRECKS	K 21, 22, 26, 27, 30	(K 30) 



Symbol Name:	SY(SOUNDS39)	RN: 338
--------------	--------------	---------

Symbol Explanation: shallow soundings, less than or equal to the safety depth

Look up table affected: N/A

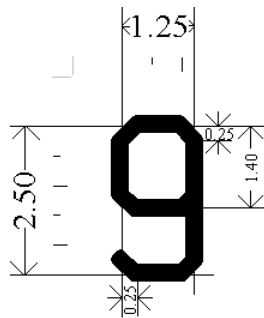
Called by CSP etc.: CSP SNDFRM04 Continuation C

Pivot Point Column: 6.25

Pivot Point Row: 1.25

Width of Bounding Box: 1.25

Height of Bounding Box: 2.50



Symbol Colours:



SNDG2



Comments:

Line weight 0.3 mm

Examples on ENC:

N/A

References:

S57	INT 1	
SOUNDG	I 2, 4, 10-15; K 17	(I 10) <i>12 97</i>
OBSTRN	I 2, 4; K 41, 42, 46.2; L 20, 21.2; M 43; Q 42	(L 21.2)  Well
UWTROC	K 11, 12, 14.1, 14.2, 15; O 27	(K 15) <i>21</i> <i>R</i>
WRECKS	K 21, 22, 26, 27, 30	(K 30)  Wk

Symbol Name:	SY(SOUNDS40)	RN: 339
--------------	--------------	---------

Symbol Explanation: shallow soundings, less than or equal to the safety depth

Look up table affected: N/A

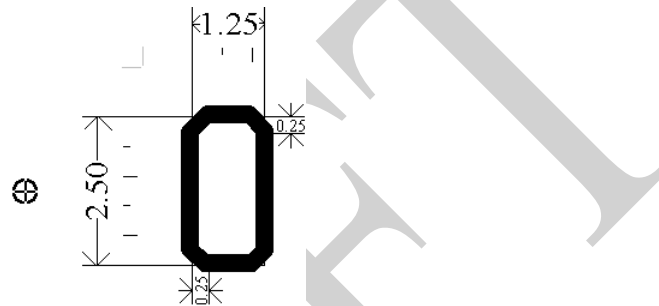
Called by CSP etc.: CSP SNDFRM04 Continuation B

Pivot Point Column: -2.75

Pivot Point Row: 1.25

Width of Bounding Box: 1.25

Height of Bounding Box: 2.50





Symbol Colours:  SNDG2

Comments: Line weight 0.3 mm

Examples on ENC: N/A

References:

S57	INT 1	
SOUNDG	I 2, 4, 10-15; K 17	(I 10) <i>12 97</i>
OBSTRN	I 2, 4; K 41, 42, 46.2; L 20, 21.2; M 43; Q 42	(L 21.2)  Well
UWTROC	K 11, 12, 14.1, 14.2, 15; O 27	(K 15) <i>21 R</i>
WRECKS	K 21, 22, 26, 27, 30	(K 30)  Wk

Symbol Name:	SY(SOUNDS41)	RN: 340
--------------	--------------	---------

Symbol Explanation: shallow soundings, less than or equal to the safety depth

Look up table affected: N/A

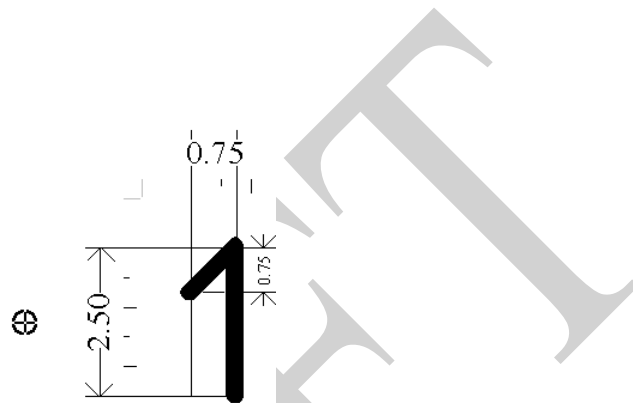
Called by CSP etc.: CSP SNDFRM04 Continuation B

Pivot Point Column: -2.75

Pivot Point Row: 1.25

Width of Bounding Box: 0.75

Height of Bounding Box: 2.50





Symbol Colours:  SNDG2

Comments: Line weight 0.3 mm

Examples on ENC: N/A

References:

S57	INT 1	
SOUNDG	I 2, 4, 10-15; K 17	(I 10) <i>12 97</i>
OBSTRN	I 2, 4; K 41, 42, 46.2; L 20, 21.2; M 43; Q 42	(L 21.2)  Well
UWTROC	K 11, 12, 14.1, 14.2, 15; O 27	(K 15) <i>21 R</i>
WRECKS	K 21, 22, 26, 27, 30	(K 30)  Wk

Symbol Name:	SY(SOUNDS42)	RN: 341
--------------	--------------	---------

Symbol Explanation: shallow soundings, less than or equal to the safety depth

Look up table affected: N/A

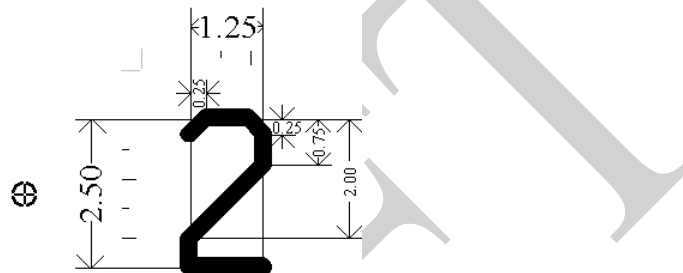
Called by CSP etc.: CSP SNDFRM04 Continuation B

Pivot Point Column: -2.75

Pivot Point Row: 1.25

Width of Bounding Box: 1.25

Height of Bounding Box: 2.50





Symbol Colours:  SNDG2

Comments: Line weight 0.3 mm

Examples on ENC: N/A

References:

S57	INT 1	
SOUNDG	I 2, 4, 10-15; K 17	(I 10) <i>12 97</i>
OBSTRN	I 2, 4; K 41, 42, 46.2; L 20, 21.2; M 43; Q 42	(L 21.2)  Well
UWTROC	K 11, 12, 14.1, 14.2, 15; O 27	(K 15) <i>21 R</i>
WRECKS	K 21, 22, 26, 27, 30	(K 30)  Wk

Symbol Name:	SY(SOUNDS43)	RN: 342
--------------	--------------	---------

Symbol Explanation: shallow soundings, less than or equal to the safety depth

Look up table affected: N/A

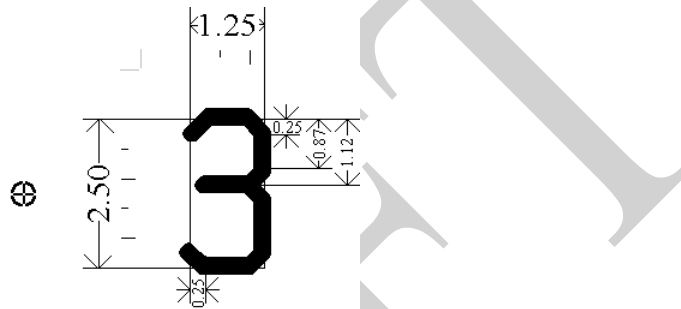
Called by CSP etc.: CSP SNDFRM04 Continuation B

Pivot Point Column: -2.75

Pivot Point Row: 1.25

Width of Bounding Box: 1.25

Height of Bounding Box: 2.50





Symbol Colours:  SNDG2

Comments: Line weight 0.3 mm

Examples on ENC: N/A

References:

S57	INT 1	
SOUNDG	I 2, 4, 10-15; K 17	(I 10) <i>12 37</i>
OBSTRN	I 2, 4; K 41, 42, 46.2; L 20, 21.2; M 43; Q 42	(L 21.2)  Well
UWTROC	K 11, 12, 14.1, 14.2, 15; O 27	(K 15) <i>21 R</i>
WRECKS	K 21, 22, 26, 27, 30	(K 30)  Well

Symbol Name:	SY(SOUNDS44)	RN: 343
--------------	--------------	---------

Symbol Explanation: shallow soundings, less than or equal to the safety depth

Look up table affected: N/A

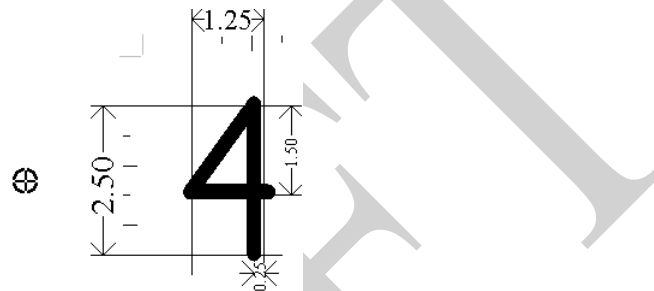
Called by CSP etc.: CSP SNDFRM04 Continuation B

Pivot Point Column: -2.75

Pivot Point Row: 1.25

Width of Bounding Box: 1.25

Height of Bounding Box: 2.50



Symbol Colours:  SNDG2

Comments: Line weight 0.3 mm

Examples on ENC: N/A

References:

S57		INT 1
SOUNDG	I 2, 4, 10-15; K 17	(I 10) <i>12 97</i>
OBSTRN	I 2, 4; K 41, 42, 46.2; L 20, 21.2; M 43; Q 42	(L 21.2) <i>25 Well</i>
UWTROC	K 11, 12, 14.1, 14.2, 15; O 27	(K 15) <i>21 R</i>
WRECKS	K 21, 22, 26, 27, 30	(K 30) <i>25 Wt</i>

Symbol Name:	SY(SOUNDS45)	RN: 344
--------------	--------------	---------

Symbol Explanation: shallow soundings, less than or equal to the safety depth

Look up table affected: N/A

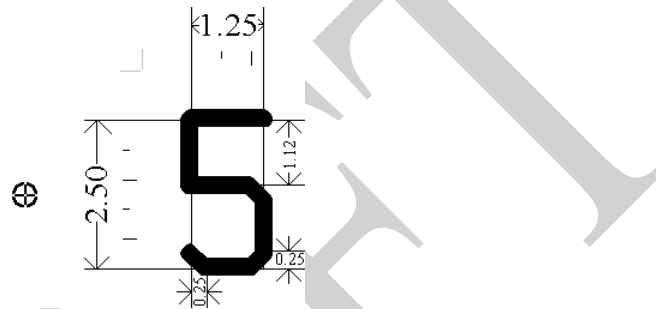
Called by CSP etc.: CSP SNDFRM04 Continuation B

Pivot Point Column: -2.75

Pivot Point Row: 1.25

Width of Bounding Box: 1.25

Height of Bounding Box: 2.50





Symbol Colours:  SNDG2

Comments: Line weight 0.3 mm

Examples on ENC: N/A

References:

S57	INT 1	
SOUNDG	I 2, 4, 10-15; K 17	(I 10) <i>12 97</i>
OBSTRN	I 2, 4; K 41, 42, 46.2; L 20, 21.2; M 43; Q 42	(L 21.2) 
UWTROC	K 11, 12, 14.1, 14.2, 15; O 27	(K 15) <i>21 R</i>
WRECKS	K 21, 22, 26, 27, 30	(K 30) 

Symbol Name:	SY(SOUNDS46)	RN: 345
--------------	--------------	---------

Symbol Explanation: shallow soundings, less than or equal to the safety depth

Look up table affected: N/A

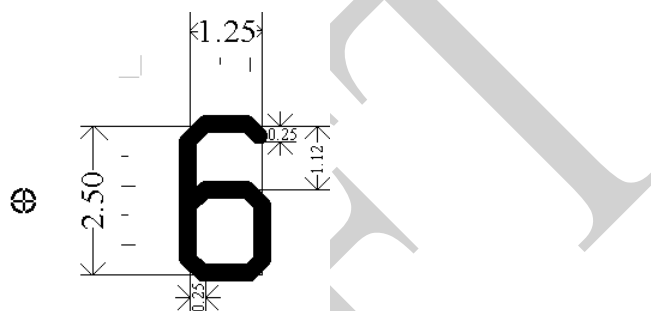
Called by CSP etc.: CSP SNDFRM04 Continuation B

Pivot Point Column: -2.75

Pivot Point Row: 1.25

Width of Bounding Box: 1.25

Height of Bounding Box: 2.50





Symbol Colours:  SNDG2

Comments: Line weight 0.3 mm

Examples on ENC: N/A

References:

S57	INT 1	
SOUNDG	I 2, 4, 10-15; K 17	(I 10) <i>12 97</i>
OBSTRN	I 2, 4; K 41, 42, 46.2; L 20, 21.2; M 43; Q 42	(L 21.2)  Well
UWTROC	K 11, 12, 14.1, 14.2, 15; O 27	(K 15) <i>21 R</i>
WRECKS	K 21, 22, 26, 27, 30	(K 30)  Wk



Symbol Name:

SY(SOUNDS47)

RN: 346

Symbol Explanation: shallow soundings, less than or equal to the safety depth

Look up table affected: N/A

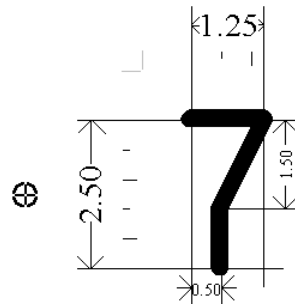
Called by CSP etc.: CSP SNDFRM04 Continuation B

Pivot Point Column: -2.75

Pivot Point Row: 1.25

Width of Bounding Box: 1.25

Height of Bounding Box: 2.50



Symbol Colours:



SNDG2



Comments:

Line weight 0.3 mm

Examples on ENC:

N/A

References:

S57	INT 1	
SOUNDG	I 2, 4, 10-15; K 17	(I 10) <i>12 97</i>
OBSTRN	I 2, 4; K 41, 42, 46.2; L 20, 21.2; M 43; Q 42	(L 21.2)  Well
UWTROC	K 11, 12, 14.1, 14.2, 15; O 27	(K 15) <i>21 R</i>
WRECKS	K 21, 22, 26, 27, 30	(K 30)  Wk

Symbol Name:	SY(SOUNDS48)	RN: 347
--------------	--------------	---------

Symbol Explanation: shallow soundings, less than or equal to the safety depth

Look up table affected: N/A

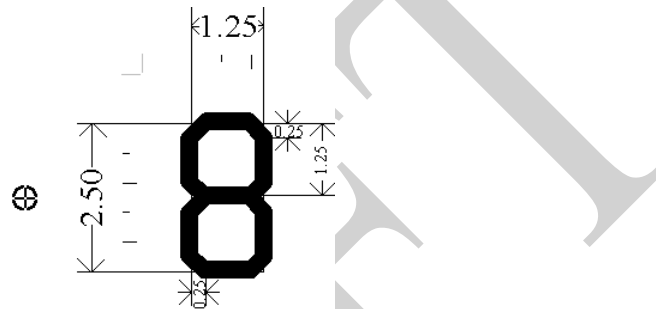
Called by CSP etc.: CSP SNDFRM04 Continuation B

Pivot Point Column: -2.75

Pivot Point Row: 1.25

Width of Bounding Box: 1.25

Height of Bounding Box: 2.50





Symbol Colours:  SNDG2

Comments: Line weight 0.3 mm

Examples on ENC: N/A

References:

S57	INT 1	
SOUNDG	I 2, 4, 10-15; K 17	(I 10) <i>12 37</i>
OBSTRN	I 2, 4; K 41, 42, 46.2; L 20, 21.2; M 43; Q 42	(L 21.2)  Well
UWTROC	K 11, 12, 14.1, 14.2, 15; O 27	(K 15) <i>21 R</i>
WRECKS	K 21, 22, 26, 27, 30	(K 30)  Well

Symbol Name:	SY(SOUNDS49)	RN: 348
--------------	--------------	---------

Symbol Explanation: shallow soundings, less than or equal to the safety depth

Look up table affected: N/A

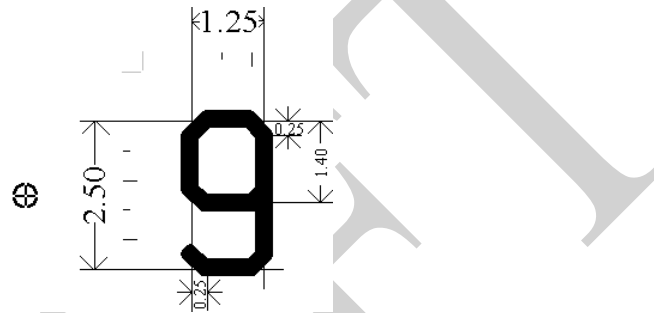
Called by CSP etc.: CSP SNDFRM04 Continuation B

Pivot Point Column: -2.75

Pivot Point Row: 1.25

Width of Bounding Box: 1.25

Height of Bounding Box: 2.50





Symbol Colours:  SNDG2

Comments: Line weight 0.3 mm

Examples on ENC: N/A

References:

S57	INT 1	
SOUNDG	I 2, 4, 10-15; K 17	(I 10) <i>12 37</i>
OBSTRN	I 2, 4; K 41, 42, 46.2; L 20, 21.2; M 43; Q 42	(L 21.2) 
UWTROC	K 11, 12, 14.1, 14.2, 15; O 27	(K 15) <i>21 R</i>
WRECKS	K 21, 22, 26, 27, 30	(K 30) 

Symbol Name:	SY(SOUNDS50)	RN: 349
--------------	--------------	---------

Symbol Explanation: shallow soundings, less than or equal to the safety depth

Look up table affected: N/A

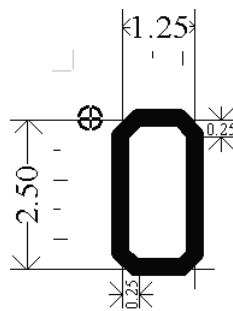
Called by CSP etc.: CSP SNDFRM04 Continuation A

Pivot Point Column: -0.50

Pivot Point Row: 0.00

Width of Bounding Box: 1.25

Height of Bounding Box: 2.50





Symbol Colours:  SNDG2

Comments: Line weight 0.3 mm

Examples on ENC: N/A

References:

S57	INT 1	
SOUNDG	I 2, 4, 10-15; K 17	(I 10) <i>12 97</i>
OBSTRN	I 2, 4; K 41, 42, 46.2; L 20, 21.2; M 43; Q 42	(L 21.2)  Well
UWTROC	K 11, 12, 14.1, 14.2, 15; O 27	(K 15) <i>21 R</i>
WRECKS	K 21, 22, 26, 27, 30	(K 30)  Wk

Symbol Name:	SY(SOUNDS51)	RN: 350
--------------	--------------	---------

Symbol Explanation: shallow soundings, less than or equal to the safety depth

Look up table affected: N/A

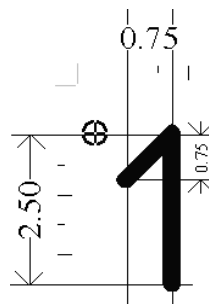
Called by CSP etc.: CSP SNDFRM04 Continuation A

Pivot Point Column: -0.50

Pivot Point Row: 0.00

Width of Bounding Box: 0.75

Height of Bounding Box: 2.50





Symbol Colours:  SNDG2

Comments: Line weight 0.3 mm

Examples on ENC: N/A

References:

S57		INT 1
SOUNDG	I 2, 4, 10-15; K 17	(I 10) <i>12 97</i>
OBSTRN	I 2, 4; K 41, 42, 46.2; L 20, 21.2; M 43; Q 42	(L 21.2)  Well
UWTROC	K 11, 12, 14.1, 14.2, 15; O 27	(K 15) <i>21 R</i>
WRECKS	K 21, 22, 26, 27, 30	(K 30)  Wk

Symbol Name:	SY(SOUNDS52)	RN: 351
--------------	--------------	---------

Symbol Explanation: shallow soundings, less than or equal to the safety depth

Look up table affected: N/A

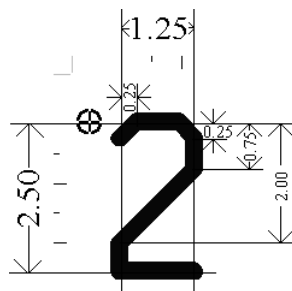
Called by CSP etc.: CSP SNDFRM04 Continuation A

Pivot Point Column: -0.50

Pivot Point Row: 0.00

Width of Bounding Box: 1.25

Height of Bounding Box: 2.50





Symbol Colours:  SNDG2

Comments: Line weight 0.3 mm

Examples on ENC: N/A

References:

S57	INT 1	
SOUNDG	I 2, 4, 10-15; K 17	(I 10) <i>12 97</i>
OBSTRN	I 2, 4; K 41, 42, 46.2; L 20, 21.2; M 43; Q 42	(L 21.2) 
UWTROC	K 11, 12, 14.1, 14.2, 15; O 27	(K 15) <i>21 R</i>
WRECKS	K 21, 22, 26, 27, 30	(K 30) 

Symbol Name:	SY(SOUNDS53)	RN: 352
--------------	--------------	---------

Symbol Explanation: shallow soundings, less than or equal to the safety depth

Look up table affected: N/A

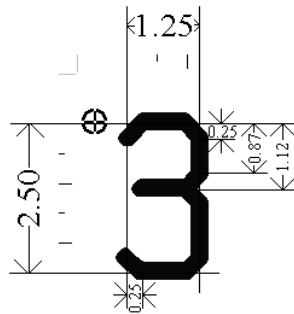
Called by CSP etc.: CSP SNDFRM04 Continuation A

Pivot Point Column: -0.50

Pivot Point Row: 0.00

Width of Bounding Box: 1.25

Height of Bounding Box: 2.50





Symbol Colours:  SNDG2

Comments: Line weight 0.3 mm

Examples on ENC: N/A

References:

S57		INT 1
SOUNDG	I 2, 4, 10-15; K 17	(I 10) <i>12 97</i>
OBSTRN	I 2, 4; K 41, 42, 46.2; L 20, 21.2; M 43; Q 42	(L 21.2)  Well
UWTROC	K 11, 12, 14.1, 14.2, 15; O 27	(K 15) <i>21 R</i>
WRECKS	K 21, 22, 26, 27, 30	(K 30)  Wk

Symbol Name:	SY(SOUNDS54)	RN: 353
--------------	--------------	---------

Symbol Explanation: shallow soundings, less than or equal to the safety depth

Look up table affected: N/A

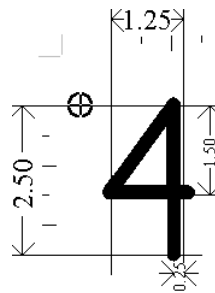
Called by CSP etc.: CSP SNDFRM04 Continuation A

Pivot Point Column: -0.50

Pivot Point Row: 0.00

Width of Bounding Box: 1.25

Height of Bounding Box: 2.50





Symbol Colours:  SNDG2

Comments: Line weight 0.3 mm

Examples on ENC: N/A

References:

S57		INT 1
SOUNDG	I 2, 4, 10-15; K 17	(I 10) <i>12 97</i>
OBSTRN	I 2, 4; K 41, 42, 46.2; L 20, 21.2; M 43; Q 42	(L 21.2) 
UWTROC	K 11, 12, 14.1, 14.2, 15; O 27	(K 15) <i>21 R</i>
WRECKS	K 21, 22, 26, 27, 30	(K 30) 



Symbol Name:	SY(SOUNDS55)	RN: 354
--------------	--------------	---------

Symbol Explanation: shallow soundings, less than or equal to the safety depth

Look up table affected: N/A

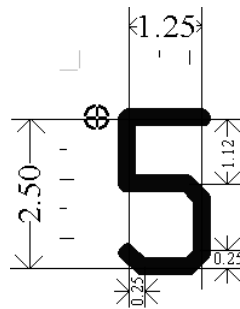
Called by CSP etc.: CSP SNDFRM04 Continuation A

Pivot Point Column: -0.50

Pivot Point Row: 0.00

Width of Bounding Box: 1.25

Height of Bounding Box: 2.50





Symbol Colours:  SNDG2

Comments: Line weight 0.3 mm

Examples on ENC: N/A

References:

S57	INT 1	
SOUNDG	I 2, 4, 10-15; K 17	(I 10) <i>12 97</i>
OBSTRN	I 2, 4; K 41, 42, 46.2; L 20, 21.2; M 43; Q 42	(L 21.2) 
UWTROC	K 11, 12, 14.1, 14.2, 15; O 27	(K 15) <i>21 R</i>
WRECKS	K 21, 22, 26, 27, 30	(K 30) 

Symbol Name:	SY(SOUNDS56)	RN: 355
--------------	--------------	---------

Symbol Explanation: shallow soundings, less than or equal to the safety depth

Look up table affected: N/A

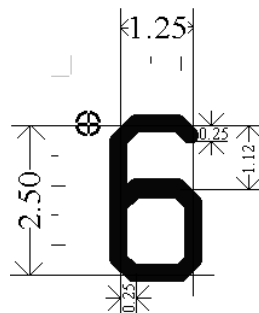
Called by CSP etc.: CSP SNDFRM04 Continuation A

Pivot Point Column: -0.50

Pivot Point Row: 0.00

Width of Bounding Box: 1.25

Height of Bounding Box: 2.50



Symbol Colours:  SNDG2

Comments: Line weight 0.3 mm

Examples on ENC: N/A

References:

S57		INT 1
SOUNDG	I 2, 4, 10-15; K 17	(I 10) <i>12 97</i>
OBSTRN	I 2, 4; K 41, 42, 46.2; L 20, 21.2; M 43; Q 42	(L 21.2) <i>Well</i>
UWTROC	K 11, 12, 14.1, 14.2, 15; O 27	(K 15) <i>21 R</i>
WRECKS	K 21, 22, 26, 27, 30	(K 30) <i>Wt</i>

Symbol Name:	SY(SOUNDS57)	RN: 356
--------------	--------------	---------

Symbol Explanation: shallow soundings, less than or equal to the safety depth

Look up table affected: N/A

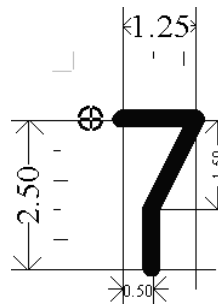
Called by CSP etc.: CSP SNDFRM04 Continuation A

Pivot Point Column: -0.50

Pivot Point Row: 0.00

Width of Bounding Box: 1.25

Height of Bounding Box: 2.50



Symbol Colours:  SNDG2

Comments: Line weight 0.3 mm

Examples on ENC: N/A

References:

S57	INT 1	
SOUNDG	I 2, 4, 10-15; K 17	(I 10) <i>12 97</i>
OBSTRN	I 2, 4; K 41, 42, 46.2; L 20, 21.2; M 43; Q 42	(L 21.2) <i>25 Well</i>
UWTROC	K 11, 12, 14.1, 14.2, 15; O 27	(K 15) <i>21 R</i>
WRECKS	K 21, 22, 26, 27, 30	(K 30) <i>25 Wk</i>

Symbol Name:	SY(SOUNDS58)	RN: 357
--------------	--------------	---------

Symbol Explanation: shallow soundings, less than or equal to the safety depth

Look up table affected: N/A

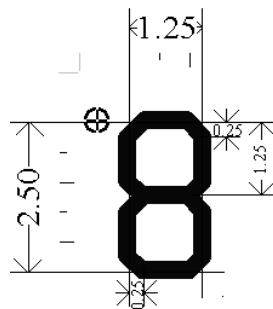
Called by CSP etc.: CSP SNDFRM04 Continuation A

Pivot Point Column: -0.50

Pivot Point Row: 0.00

Width of Bounding Box: 1.25

Height of Bounding Box: 2.50





Symbol Colours:  SNDG2

Comments: Line weight 0.3 mm

Examples on ENC: N/A

References:

S57	INT 1	
SOUNDG	I 2, 4, 10-15; K 17	(I 10) <i>12 97</i>
OBSTRN	I 2, 4; K 41, 42, 46.2; L 20, 21.2; M 43; Q 42	(L 21.2)  Well
UWTROC	K 11, 12, 14.1, 14.2, 15; O 27	(K 15) <i>21 R</i>
WRECKS	K 21, 22, 26, 27, 30	(K 30)  Wt

Symbol Name:	SY(SOUNDS59)	RN: 358
--------------	--------------	---------

Symbol Explanation: shallow soundings, less than or equal to the safety depth

Look up table affected: N/A

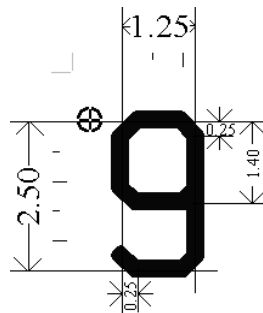
Called by CSP etc.: CSP SNDFRM04 Continuation A

Pivot Point Column: -0.50

Pivot Point Row: 0.00

Width of Bounding Box: 1.25

Height of Bounding Box: 2.50



Symbol Colours:  SNDG2

Comments: Line weight 0.3 mm

Examples on ENC: N/A

References:

S57		INT 1
SOUNDG	I 2, 4, 10-15; K 17	(I 10) <i>12 97</i>
OBSTRN	I 2, 4; K 41, 42, 46.2; L 20, 21.2; M 43; Q 42	(L 21.2) <i>Well</i>
UWTROC	K 11, 12, 14.1, 14.2, 15; O 27	(K 15) <i>21 R</i>
WRECKS	K 21, 22, 26, 27, 30	(K 30) <i>Wk</i>

Symbol Name:	SY(SOUNDSA1)	RN: 359
--------------	--------------	---------

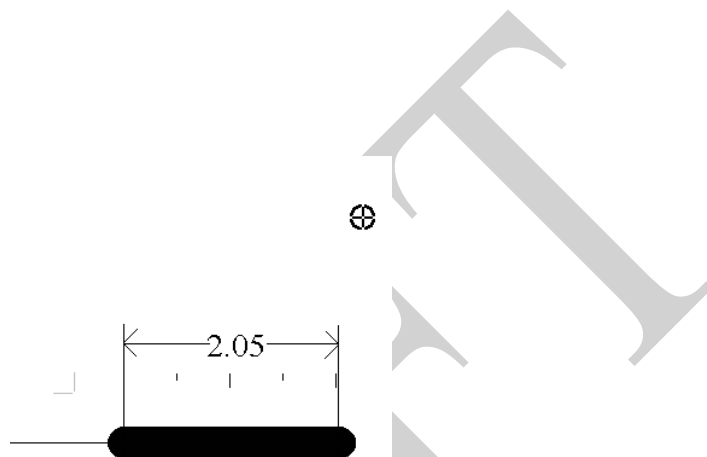
Symbol Explanation: symbol for drying height, used for shallow soundings, less than or equal to safety depth

Look up table affected: N/A

Called by CSP etc.: CSP SNDFRM04 Continuation A

Pivot Point Column: 2.25  
Pivot Point Row: -2.20

Width of Bounding Box: 2.05  
Height of Bounding Box: 0.01



Symbol Colours:  SNDG2

Comments: Line weight 0.3 mm

Examples on ENC: N/A

References:

S57		INT 1
UWTROC	K 11	
WRECKS	K 21, 30	
SOUNDG	I 15	

Symbol Name:	SY(SOUNDSB1)	RN: 360
--------------	--------------	---------

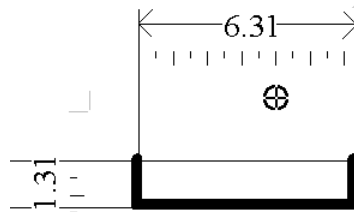
Symbol Explanation: symbol for swept sounding, used for shallow soundings, less than or equal to safety depth

Look up table affected: N/A

Called by CSP etc.: CSP SNDFRM04

Pivot Point Column: 4.10  
Pivot Point Row: -1.78

Width of Bounding Box: 6.31  
Height of Bounding Box: 1.31







Symbol Colours:  SNDG2

Comments: Line weight 0.3 mm

Examples on ENC: N/A

References:

S57		INT 1
as applicable	K 2	
OBSTRN	K 42	 
WRECKS	K 27	 

Symbol Name:	SY(SOUNDSC2)	RN: 362
--------------	--------------	---------

Symbol Explanation: sounding of low accuracy

Look up table affected: N/A

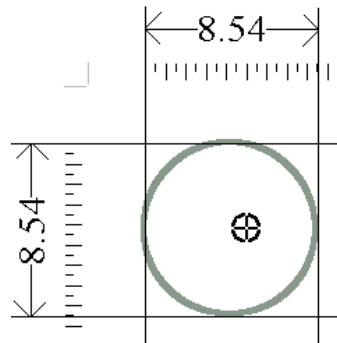
Called by CSP etc.: CSP SNDFRM04

Pivot Point Column: 4.27

Pivot Point Row: 4.27

Width of Bounding Box: 8.54

Height of Bounding Box: 8.54



Symbol Colours:



Comments: Line weight 0.3 mm; circle diameter 8.54 mm

Examples on ENC: N/A

References:

S57		INT 1
as applicable	B 7, 8; I 1, 3.1, 3.2	(I 1) <i>ED</i>
OBSTRN	I 2	<i>SD</i>
SOUNDG	I 2, 4, 13, 14	(I 13) <i>SD</i>



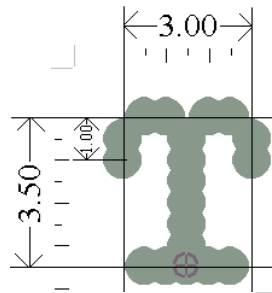
Symbol Name:	SY( <b>SPRING02</b> )	RN: 363
--------------	-----------------------	---------

Symbol Explanation: spring

Look up table affected: paper chart point symbols  
simplified point symbols

Pivot Point Column: 1.50  
Pivot Point Row: 3.50

Width of Bounding Box: 3.00  
Height of Bounding Box: 3.50



Symbol Colours:  CHGRD

Comments: Dot diameter 0.9 mm

Examples on ENC: N/A

References:

S57		INT 1
SPRING	J 15	

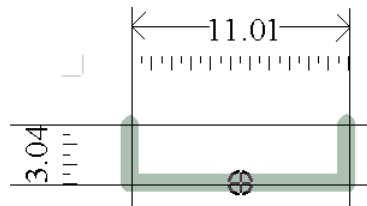
Symbol Name:	SY(SWPARE51)	RN: 364
--------------	--------------	---------


Symbol Explanation: swept area

Look up table affected: area symbols with plain boundaries  
area symbols with symbolized boundaries

Pivot Point Column: 5.60  
Pivot Point Row: 3.08

Width of Bounding Box: 11.01  
Height of Bounding Box: 3.04



Symbol Colours:  CHGRF

Comments: Line weight 0.9 mm

Examples on ENC: N/A

References:

S57	INT 1
SWPARE	1 24 

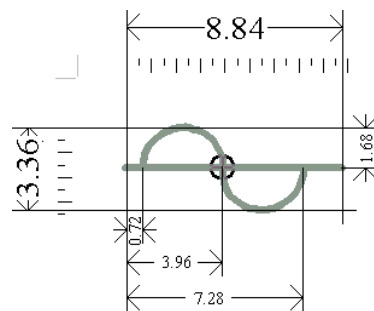
Symbol Name:	SY(TIDEHT01)	RN: 368
--------------	--------------	---------

Symbol Explanation: point for which tide height information is available

Look up table affected: paper chart point symbols  
area symbols with plain boundaries  
simplified point symbols  
area symbols with symbolized boundaries

Pivot Point Column: 3.96  
Pivot Point Row: 1.69

Width of Bounding Box: 8.84  
Height of Bounding Box: 3.36



Symbol Colours:  CHGRD

Comments: Line weight 0.3 mm

Examples on ENC: N/A

References:

S57		INT 1
T_HMON	not specified	
T_NHMN	not specified	
T_TIMS	not specified	

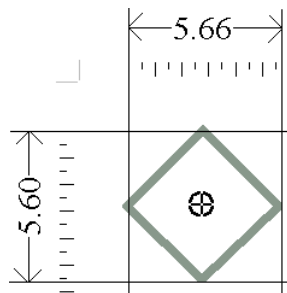
Symbol Name:	SY(TIDSTR01)	RN: 369
--------------	--------------	---------

Symbol Explanation: point or area for which a tidal stream table is available

Look up table affected: paper chart point symbols  
area symbols with plain boundaries  
simplified point symbols  
area symbols with symbolized boundaries

Pivot Point Column: 2.80  
Pivot Point Row: 2.81

Width of Bounding Box: 5.66  
Height of Bounding Box: 5.60




Symbol Colours:  CHGRD

Comments: Line weight 0.3 mm

Examples on ENC: N/A

References:

S57		INT 1
TS_PAD	H 31, 46	(H 46) 
TS_PNH	not specified	
TS_PRH	not specified	
TS_TIS	not specified	

Symbol Name:	SY(TMARDEF1)	RN: 370
--------------	--------------	---------

Symbol Explanation: topmark for beacons, flag or other shape, paper-chart

Look up table affected: N/A

Called by CSP etc.: CSP TOPMAR01

Pivot Point Column: 0.08

Pivot Point Row: 9.37

Width of Bounding Box: 0.00

Height of Bounding Box: 3.47



Symbol Colours:  CHBLK

Comments: Line weight 0.6 mm

Examples on ENC: N/A

References:

S57	INT 1
TOPMAR	Q 2-5, 9, 10, 82

Symbol Name:	SY(TMARDEF2)	RN: 371
--------------	--------------	---------

Symbol Explanation: topmark for buoys, flag or other shape, paper-chart

Look up table affected: N/A

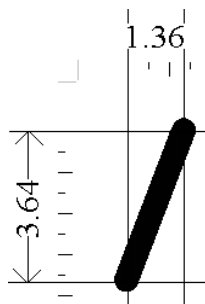
Called by CSP etc.: CSP TOPMAR01

Pivot Point Column: -0.67

Pivot Point Row: 8.66

Width of Bounding Box: 1.36

Height of Bounding Box: 3.64



Symbol Colours:  CHBLK

Comments: Line weight 0.6 mm

Examples on ENC: N/A

References:

S57	INT 1
TOPMAR	Q 2-5, 9, 11, 30

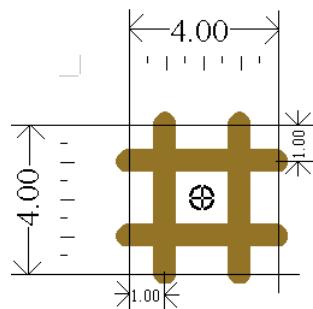
Symbol Name:	SY(TMBYRD01)	RN: 372
--------------	--------------	---------

Symbol Explanation: timber yard

Look up table affected: paper chart point symbols  
area symbols with plain boundaries  
simplified point symbols  
area symbols with symbolized boundaries

Pivot Point Column: 2.00  
Pivot Point Row: 2.00

Width of Bounding Box: 4.00  
Height of Bounding Box: 4.00



Symbol Colours:  LANDF

Comments: Line weight 0.6 mm

Examples on ENC: N/A

References:

S57		INT 1
PRDARE	F 52	<div style="background-color: #00B0F0; width: 100%; height: 10px; margin-bottom: 5px;"></div> <div style="background-color: #FFC000; width: 100%; height: 10px; display: flex; align-items: center; justify-content: center;">#</div>

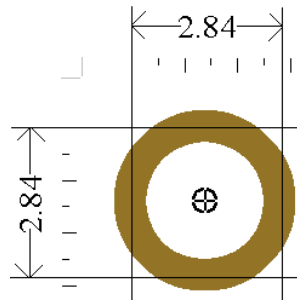
Symbol Name:	SY(TNKCON02)	RN: 373
--------------	--------------	---------

Symbol Explanation: tank

Look up table affected: paper chart point symbols  
simplified point symbols

Pivot Point Column: 1.42  
Pivot Point Row: 1.41

Width of Bounding Box: 2.84  
Height of Bounding Box: 2.84



Symbol Colours:  LANDF

Comments: Line weight 0.3mm; circle diameter 2.84 mm

Examples on ENC: N/A

References:

S57		INT 1
BUISGL	Not specified	
PRDARE	Not specified	
SILTNK	E 32	<div style="display: flex; align-items: center; gap: 10px;"> <span>•</span> <span>Tanks</span> </div>



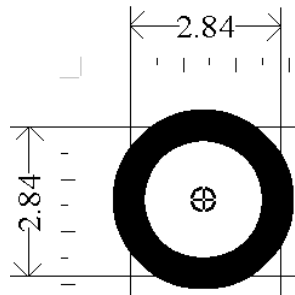
Symbol Name:	SY(TNKCON12)	RN: 374
--------------	--------------	---------

Symbol Explanation: conspicuous tank

Look up table affected: paper chart point symbols  
simplified point symbols

Pivot Point Column: 1.42  
Pivot Point Row: 1.41

Width of Bounding Box: 2.84  
Height of Bounding Box: 2.84



Symbol Colours:  CHBLK

Comments: Line weight 0.6 mm; circle diameter 2.84 mm

Examples on ENC: N/A

References:

S57		INT 1
BUISGL	Not specified	
PRDARE	Not specified	
SILTNK	E 32	<div style="display: flex; align-items: center; gap: 10px;"> <span>•</span> <span>Tanks</span> </div>

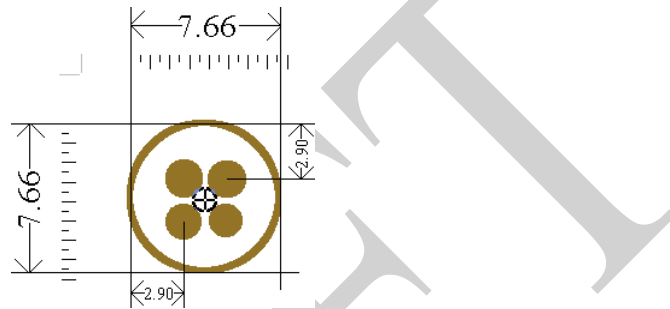
Symbol Name:	SY(TNKFRM01)	RN: 375
--------------	--------------	---------

Symbol Explanation: tank farm

Look up table affected: area symbols with plain boundaries  
area symbols with symbolized boundaries

Pivot Point Column: 3.90  
Pivot Point Row: 4.00

Width of Bounding Box: 7.66  
Height of Bounding Box: 7.66



Symbol Colours:  LANDF

Comments: Circle line weight 0.3 mm; circle diameter 7.66 mm  
Point diameter 2.24 mm

Examples on ENC: N/A

References:

S57	INT 1	
PRDARE	E 32	T a n k s

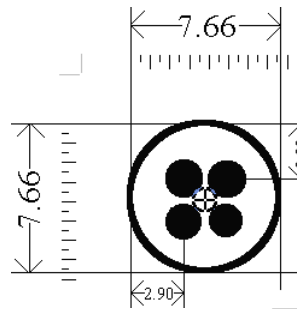
Symbol Name:	SY(TNKFRM11)	RN: 376
--------------	--------------	---------

Symbol Explanation: conspicuous tank farm

Look up table affected: area symbols with plain boundaries  
area symbols with symbolized boundaries

Pivot Point Column: 3.92  
Pivot Point Row: 4.05

Width of Bounding Box: 7.66  
Height of Bounding Box: 7.66



Symbol Colours:  CHBLK

Comments: Circle line weight 0.6mm; circle diameter 7.66 mm  
Point diameter 2.24 mm

Examples on ENC: N/A

References:

S57	INT 1	
PRDARE	E 32	T a n k s

Symbol Name:	SY(TOPMAR02)	RN: 377
--------------	--------------	---------

Symbol Explanation: topmark for buoys, cone point up, paper-chart

Look up table affected: N/A

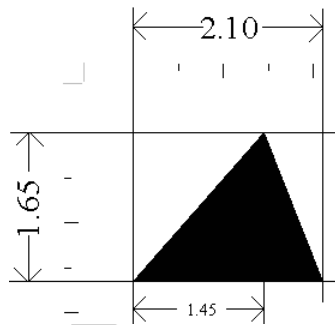
Called by CSP etc.: CSP TOPMAR01

Pivot Point Column: -0.10

Pivot Point Row: 6.75

Width of Bounding Box: 2.10

Height of Bounding Box: 1.65



Symbol Colours:  CHBLK

Comments: N/A

Examples on ENC: N/A

References:

S57		INT 1
TOPMAR	Q 2-5, 9, 11, 30, 130.1	(Q 9) ✱ ✱

Symbol Name:	SY(TOPMAR04)	RN: 378
--------------	--------------	---------

Symbol Explanation: topmark for buoys, cone point down, paper-chart

Look up table affected: N/A

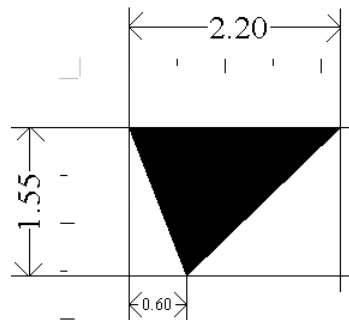
Called by CSP etc.: CSP TOPMAR01

Pivot Point Column: -0.45

Pivot Point Row: 6.85

Width of Bounding Box: 2.20

Height of Bounding Box: 1.55



Symbol Colours:  CHBLK

Comments: N/A

Examples on ENC: N/A

References:

S57		INT 1
TOPMAR	Not specified	

Symbol Name:	SY(TOPMAR05)	RN: 379
--------------	--------------	---------

Symbol Explanation: topmark for buoys, 2 cones point upward, paper-chart

Look up table affected: N/A

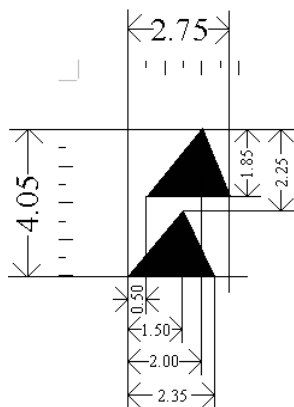
Called by CSP etc.: CSP TOPMAR01

Pivot Point Column: -0.10

Pivot Point Row: 9.25

Width of Bounding Box: 2.75

Height of Bounding Box: 4.05



Symbol Colours:  CHBLK

Comments: N/A

Examples on ENC: N/A

References:

S57		INT 1
TOPMAR	Q 2-5, 9, 11, 130.3	(Q 9)

Symbol Name:	SY(TOPMAR06)	RN: 380
--------------	--------------	---------

Symbol Explanation: topmark for buoys, 2 cones point downward, paper-chart

Look up table affected: N/A

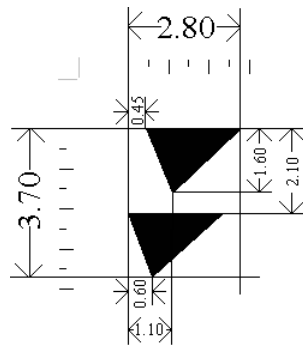
Called by CSP etc.: CSP TOPMAR01

Pivot Point Column: -0.45

Pivot Point Row: 9.05

Width of Bounding Box: 2.80

Height of Bounding Box: 3.70



Symbol Colours:  CHBLK

Comments: N/A

Examples on ENC: N/A

References:

S57		INT 1
TOPMAR	Q 2-5, 9, 11, 30, 130.3	(Q 9)

Symbol Name:	SY(TOPMAR07)	RN: 381
--------------	--------------	---------

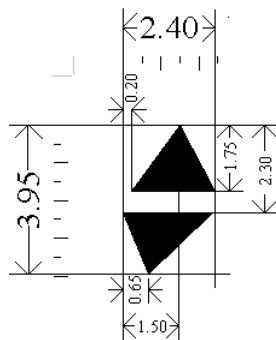
Symbol Explanation: topmark for buoys, 2 cones base to base, paper-chart

Look up table affected: N/A

Called by CSP etc.: CSP TOPMAR01

Pivot Point Column: -0.45  
Pivot Point Row: 9.15

Width of Bounding Box: 2.40  
Height of Bounding Box: 3.95



Symbol Colours:  CHBLK

Comments: N/A

Examples on ENC: N/A

References:

S57	INT 1
TOPMAR	Q 2-5, 9, 11, 30, 130.3 (Q 9)



Symbol Name:	<b>SY(TOPMAR08)</b>	RN: 382
--------------	---------------------	---------

Symbol Explanation: topmark for buoys, 2 cones point to point, paper-chart

Look up table affected: N/A

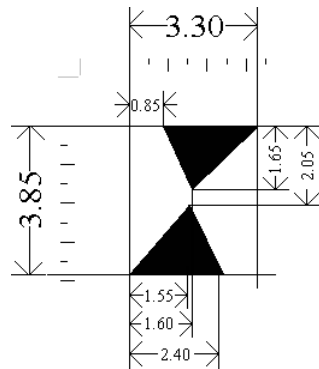
Called by CSP etc.: CSP TOPMAR01

Pivot Point Column: -0.05

Pivot Point Row: 9.05

Width of Bounding Box: 3.30

Height of Bounding Box: 3.85



Symbol Colours:  CHBLK

Comments: N/A

Examples on ENC: N/A

References:

S57		INT 1
TOPMAR	Q 2-5, 9, 11, 30, 130.3	(Q 9)

Symbol Name:	SY(TOPMAR10)	RN: 383
--------------	--------------	---------

Symbol Explanation: topmark for buoys, sphere, paper-chart

Look up table affected: N/A

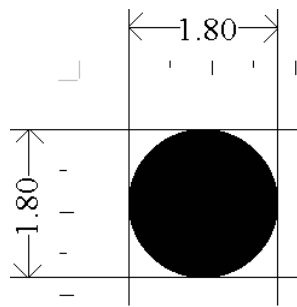
Called by CSP etc.: CSP TOPMAR01

Pivot Point Column: -0.35

Pivot Point Row: 6.95

Width of Bounding Box: 1.80

Height of Bounding Box: 1.80



Symbol Colours:  CHBLK

Comments: Point diameter 1.8 mm

Examples on ENC: N/A

References:

S57		INT 1
TOPMAR	Q 2-5, 9, 11, 30, 130.5	(Q 9) ∅

Symbol Name:	SY(TOPMAR12)	RN: 384
--------------	--------------	---------

Symbol Explanation: topmark for buoys, 2 spheres, paper-chart

Look up table affected: N/A

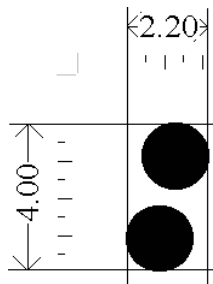
Called by CSP etc.: CSP TOPMAR01

Pivot Point Column: -0.40

Pivot Point Row: 9.15

Width of Bounding Box: 2.20

Height of Bounding Box: 4.00



Symbol Colours:  CHBLK

Comments: Point diameter 1.8 mm

Examples on ENC: N/A

References:

S57		INT 1
TOPMAR	Q 2-5, 9, 11, 30, 130.4	(Q 9) 

Symbol Name:	SY(TOPMAR13)	RN: 385
--------------	--------------	---------

Symbol Explanation: topmark for buoys, cylinder, paper-chart

Look up table affected: N/A

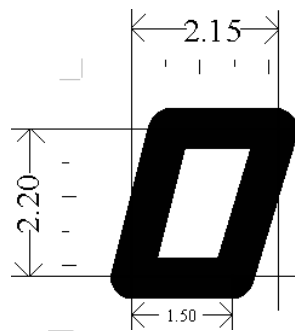
Called by CSP etc.: CSP TOPMAR01

Pivot Point Column: -0.30

Pivot Point Row: 7.45

Width of Bounding Box: 2.15

Height of Bounding Box: 2.20



Symbol Colours:  CHBLK

Comments: Line weight 0.6 mm

Examples on ENC: N/A

References:

S57		INT 1
TOPMAR	Q 2-5, 9, 11, 30, 130.1	(Q 9) ∅

Symbol Name:	SY(TOPMAR14)	RN: 386
--------------	--------------	---------

Symbol Explanation: topmark for buoys, board, paper-chart

Look up table affected: N/A

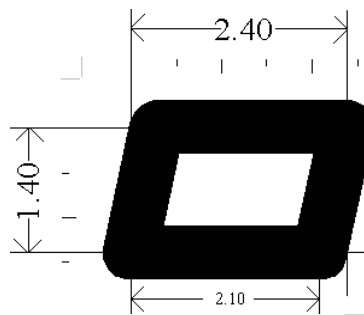
Called by CSP etc.: CSP TOPMAR01

Pivot Point Column: -0.10

Pivot Point Row: 6.70

Width of Bounding Box: 2.40

Height of Bounding Box: 1.40



Symbol Colours:  CHBLK

Comments: Line weight 0.6 mm

Examples on ENC: N/A

References:

S57		INT 1
TOPMAR	Not specified	

Symbol Name:	SY(TOPMAR16)	RN: 387
--------------	--------------	---------

Symbol Explanation: topmark for buoys, cube point up, paper-chart

Look up table affected: N/A

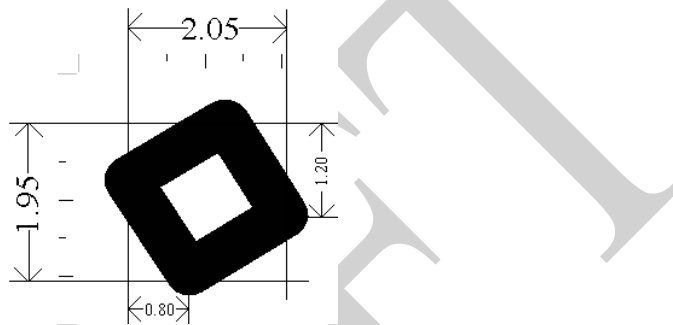
Called by CSP etc.: CSP TOPMAR01

Pivot Point Column: -0.30

Pivot Point Row: 7.05

Width of Bounding Box: 2.05

Height of Bounding Box: 1.95



Symbol Colours:  CHBLK

Comments: Line weight 0.6 mm

Examples on ENC: N/A

References:

S57		INT 1
TOPMAR	Not specified	

Symbol Name:	SY(TOPMAR17)	RN: 388
--------------	--------------	---------

Symbol Explanation: topmark for buoys, flag or other shape, paper-chart

Look up table affected: N/A

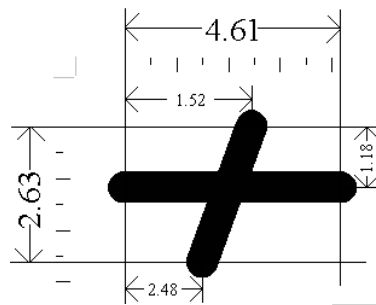
Called by CSP etc.: CSP TOPMAR01

Pivot Point Column: 0.85

Pivot Point Row: 7.60

Width of Bounding Box: 4.21

Height of Bounding Box: 2.63



Symbol Colours:  CHBLK

Comments: Line weight 0.6 mm

Examples on ENC: N/A

References:

S57	INT 1
TOPMAR	Not specified

Symbol Name:	SY(TOPMAR18)	RN: 389
--------------	--------------	---------

Symbol Explanation: topmark for buoys, T-Shape, paper-chart

Look up table affected: N/A

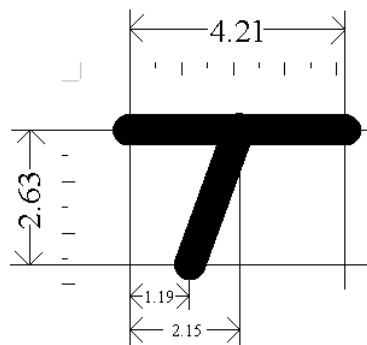
Called by CSP etc.: CSP TOPMAR01

Pivot Point Column: 0.52

Pivot Point Row: 7.60

Width of Bounding Box: 4.21

Height of Bounding Box: 2.63



Symbol Colours:  CHBLK

Comments: Line weight 0.6 mm

Examples on ENC: N/A

References:

S57		INT 1
TOPMAR	Not specified	



Symbol Name:	SY(TOPMAR22)	RN: 390
--------------	--------------	---------

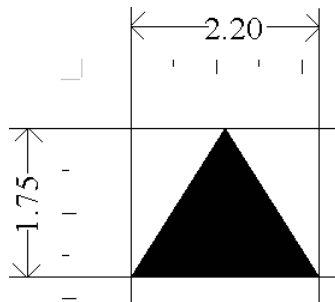
Symbol Explanation: topmark for beacons, cone point up, paper-chart

Look up table affected: N/A

Called by CSP etc.: CSP TOPMAR01

Pivot Point Column: 1.10  
Pivot Point Row: 7.30

Width of Bounding Box: 2.20  
Height of Bounding Box: 1.75




Symbol Colours:  CHBLK

Pattern: N/A

Comments: N/A

Examples on ENC: N/A

References:

S57		INT 1
TOPMAR	Q 2-5, 9, 10, 82, 110, 130.1	(Q 2)  G

Symbol Name:	SY(TOPMAR24)	RN: 391
--------------	--------------	---------

Symbol Explanation: topmark for beacons, cone point down, paper-chart

Look up table affected: N/A

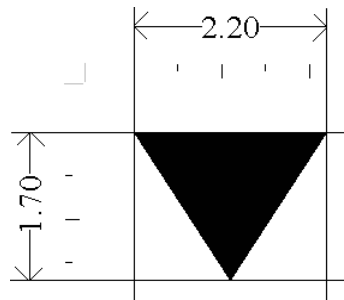
Called by CSP etc.: CSP TOPMAR01

Pivot Point Column: 1.10

Pivot Point Row: 7.20

Width of Bounding Box: 2.20

Height of Bounding Box: 1.70



Symbol Colours:  CHBLK

Comments: N/A

Examples on ENC: N/A

References:

S57		INT 1
TOPMAR	Not specified	

Symbol Name:	SY(TOPMAR25)	RN: 392
--------------	--------------	---------

Symbol Explanation: topmark for beacons, 2 cones point upward, paper-chart

Look up table affected: N/A

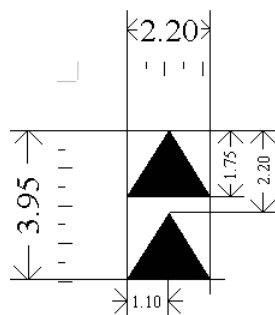
Called by CSP etc.: CSP TOPMAR01

Pivot Point Column: 1.10

Pivot Point Row: 9.45

Width of Bounding Box: 2.20

Height of Bounding Box: 3.95




Symbol Colours:  CHBLK

Comments: N/A

Examples on ENC: N/A

References:

S57	INT 1
TOPMAR	Q 2-5, 10, 82, 110, 130.3 (Q 110)  BY

Symbol Name:	SY(TOPMAR26)	RN: 393
--------------	--------------	---------

Symbol Explanation: topmark for beacons, 2 cones point downward, paper-chart

Look up table affected: N/A

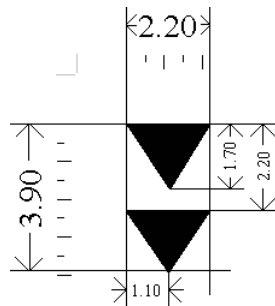
Called by CSP etc.: CSP TOPMAR01

Pivot Point Column: 1.10

Pivot Point Row: 9.30

Width of Bounding Box: 2.20

Height of Bounding Box: 3.90



Symbol Colours:  CHBLK

Comments: N/A

Examples on ENC: N/A

References:

S57	INT 1
TOPMAR	Q 2-5, 10, 82, 110, 130.3

Symbol Name:	SY(TOPMAR27)	RN: 394
--------------	--------------	---------

Symbol Explanation: topmark for beacons, 2 cones base to base, paper-chart

Look up table affected: N/A

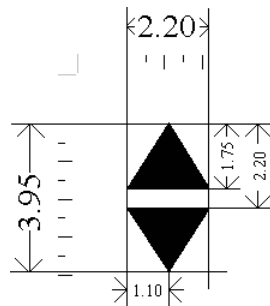
Called by CSP etc.: CSP TOPMAR01

Pivot Point Column: 1.10

Pivot Point Row: 9.50

Width of Bounding Box: 2.20

Height of Bounding Box: 3.95



Symbol Colours:  CHBLK

Comments: N/A

Examples on ENC: N/A

References:

S57	INT 1
TOPMAR	Q 2-5, 10, 82, 110, 130.3

Symbol Name:	SY(TOPMAR28)	RN: 395
--------------	--------------	---------

Symbol Explanation: topmark for beacons, 2 cones point to point, paper-chart

Look up table affected: N/A

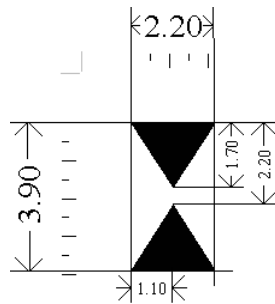
Called by CSP etc.: CSP TOPMAR01

Pivot Point Column: 1.10

Pivot Point Row: 9.40

Width of Bounding Box: 2.20

Height of Bounding Box: 3.90



Symbol Colours:  CHBLK

Comments: N/A

Examples on ENC: N/A

References:

S57	INT 1
TOPMAR	Q 2-5, 10, 82, 110, 130.3

Symbol Name:	<b>SY(TOPMAR30)</b>	RN: 396
--------------	---------------------	---------

Symbol Explanation: topmark for beacons, sphere, paper-chart

Look up table affected: N/A

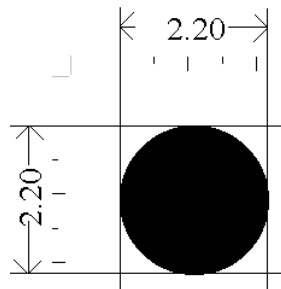
Called by CSP etc.: CSP TOPMAR01

Pivot Point Column: 1.10

Pivot Point Row: 7.50

Width of Bounding Box: 2.20

Height of Bounding Box: 2.20



Symbol Colours:  CHBLK

Comments: point diameter 2.2 mm

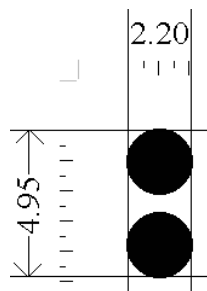
Examples on ENC: N/A

References:

S57		INT 1
TOPMAR	Q 2-5, 10, 82, 110, 130.5	

Symbol Name:	SY(TOPMAR32)	RN: 397
--------------	--------------	---------

Symbol Explanation: topmark for beacons, 2 spheres, paper-chart  
 Look up table affected: N/A  
 Called by CSP etc.: CSP TOPMAR01  
 Pivot Point Column: 1.10  
 Pivot Point Row: 10.15  
 Width of Bounding Box: 2.20  
 Height of Bounding Box: 4.95



Symbol Colours:  CHBLK  
 Comments: Point diameter 2.2 mm  
 Examples on ENC: N/A

References:

S57		INT 1
TOPMAR	Q 2-5, 10, 82, 110, 130.4	(Q 110)
		 BRB



Symbol Name:	SY(TOPMAR33)	RN: 398
--------------	--------------	---------

Symbol Explanation: topmark for beacons, cylinder, paper-chart

Look up table affected: N/A

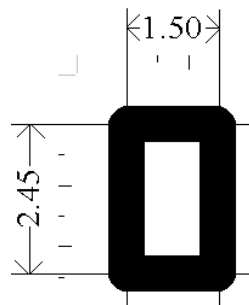
Called by CSP etc.: CSP TOPMAR01

Pivot Point Column: 0.75

Pivot Point Row: 8.00

Width of Bounding Box: 1.50

Height of Bounding Box: 2.45



Symbol Colours:  CHBLK

Comments: Line weight 0.6 mm

Examples on ENC: N/A

References:

S57	INT 1	
TOPMAR	Q 2-5, 10, 82, 110, 130.1	(Q 110)

Symbol Name:	SY(TOPMAR34)	RN: 399
--------------	--------------	---------

Symbol Explanation: topmark for beacons, board, paper-chart

Look up table affected: N/A

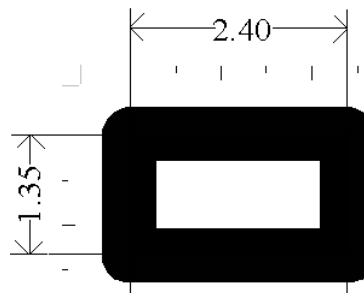
Called by CSP etc.: CSP TOPMAR01

Pivot Point Column: 1.20

Pivot Point Row: 7.00

Width of Bounding Box: 2.40

Height of Bounding Box: 1.35



Symbol Colours:  CHBLK

Comments: Line weight 0.6 mm

Examples on ENC: N/A

References:

S57		INT 1
TOPMAR	Not specified	

Symbol Name:	SY(TOPMAR36)	RN: 400
--------------	--------------	---------

Symbol Explanation: topmark for beacons, cube point up, paper-chart

Look up table affected: N/A

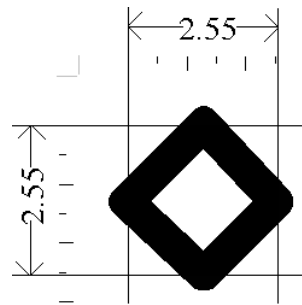
Called by CSP etc.: CSP TOPMAR01

Pivot Point Column: 1.30

Pivot Point Row: 7.75

Width of Bounding Box: 2.55

Height of Bounding Box: 2.55



Symbol Colours:  CHBLK

Comments: Line weight 0.6 mm

Examples on ENC: N/A

References:

S57	INT 1
TOPMAR	Q 2-5, 10, 82, 110, 123 (Q 123) 

Symbol Name:	SY(TOPMAR65)	RN: 401
--------------	--------------	---------

Symbol Explanation: topmark for buoys, x-shape, paper-chart

Look up table affected: N/A

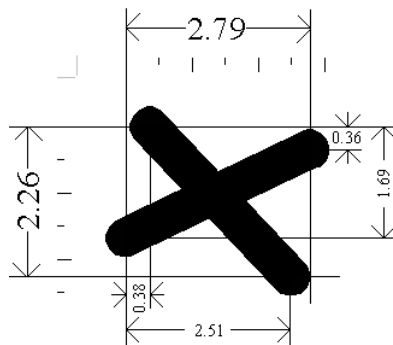
Called by CSP etc.: CSP TOPMAR01

Pivot Point Column: 0.20

Pivot Point Row: 7.18

Width of Bounding Box: 2.79

Height of Bounding Box: 2.26



Symbol Colours:  CHBLK

Comments: Line weight 0.6 mm

Examples on ENC: N/A

References:

S57		INT 1
TOPMAR	Q 2-5, 9, 10, 50-57, 59, 62, 70, 71, 130.6	(Q 9) ×

Symbol Name:	SY(TOPMAR85)	RN: 402
--------------	--------------	---------

Symbol Explanation: topmark for beacons, x-shape, paper-chart

Look up table affected: N/A

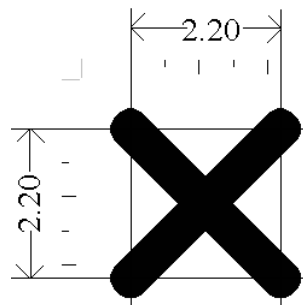
Called by CSP etc.: CSP TOPMAR01

Pivot Point Column: 1.10

Pivot Point Row: 7.50

Width of Bounding Box: 2.20

Height of Bounding Box: 2.20



Symbol Colours:  CHBLK

Comments: Line weight 0.6 mm

Examples on ENC: N/A

References:

S57	INT 1
TOPMAR	Q 2-5, 10, 82, 110, 130.6

Symbol Name:	SY(TOPMAR86)	RN: 403
--------------	--------------	---------

Symbol Explanation: topmark for beacons, upright cross, paper-chart

Look up table affected: N/A

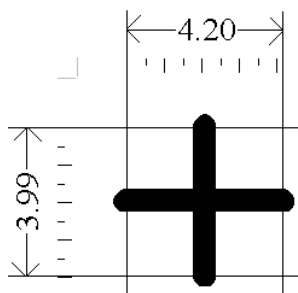
Called by CSP etc.: CSP TOPMAR01

Pivot Point Column: 2.17

Pivot Point Row: 9.68

Width of Bounding Box: 4.20

Height of Bounding Box: 3.99



Symbol Colours:  CHBLK

Comments: Line weight 0.6 mm

Examples on ENC: N/A

References:

S57	INT 1
TOPMAR	Q 2-5, 10, 82, 110

Symbol Name:	SY(TOPMAR87)	RN: 404
--------------	--------------	---------

Symbol Explanation: topmark for beacons, besom point down, paper-chart

Look up table affected: N/A

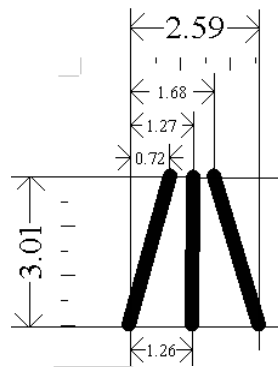
Called by CSP etc.: CSP TOPMAR01

Pivot Point Column: 1.24

Pivot Point Row: 8.20

Width of Bounding Box: 2.59

Height of Bounding Box: 3.01



Symbol Colours:  CHBLK

Comments: Line weight 0.3 mm

Examples on ENC: N/A

References:

S57	INT 1
TOPMAR	Q 2-5, 10, 82, 91 (Q 91) ↑

Symbol Name:	SY(TOPMAR88)	RN: 405
--------------	--------------	---------

Symbol Explanation: topmark for beacons, besom point up, paper-chart

Look up table affected: N/A

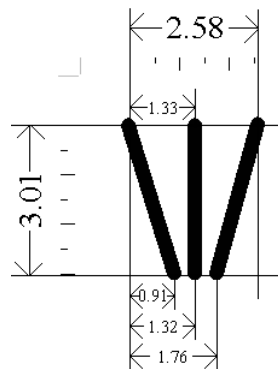
Called by CSP etc.: CSP TOPMAR01

Pivot Point Column: 1.33

Pivot Point Row: 8.15

Width of Bounding Box: 2.58

Height of Bounding Box: 3.01



Symbol Colours:  CHBLK

Comments: Line weight 0.3 mm

Examples on ENC: N/A

References:

S57	INT 1	
TOPMAR	Q 2-5, 10, 82, 91	(Q 91) Y



Symbol Name:	SY(TOPMAR89)	RN: 406
--------------	--------------	---------

Symbol Explanation: topmark for beacons, T-shape, paper-chart

Look up table affected: N/A

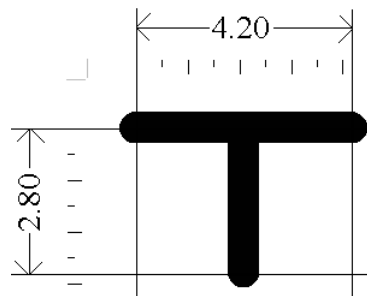
Called by CSP etc.: CSP TOPMAR01

Pivot Point Column: 2.17

Pivot Point Row: 8.73

Width of Bounding Box: 4.20

Height of Bounding Box: 2.80



Symbol Colours:  CHBLK

Comments: Line weight 0.6 mm

Examples on ENC: N/A

References:

S57		INT 1
TOPMAR	Not specified	

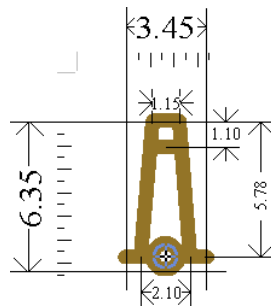
Symbol Name:	SY(TOWERS01)	RN: 407
--------------	--------------	---------

Symbol Explanation: tower

Look up table affected: paper chart point symbols  
simplified point symbols

Pivot Point Column: 1.73  
Pivot Point Row: 5.78

Width of Bounding Box: 3.45  
Height of Bounding Box: 6.35






Symbol Colours:  LANDF

Comments: Line weight 0.3mm; circle diameter 1.14 mm

Examples on ENC: N/A

References:

S57		INT 1		
LNDMRK	E 20; G 68	(E 20)		
		<table border="1" style="width: 100%; height: 40px;"> <tr> <td style="text-align: center; width: 50%;"></td> <td style="text-align: center; width: 50%;">Tr</td> </tr> </table>		Tr
	Tr			
SILTNK	Not specified			

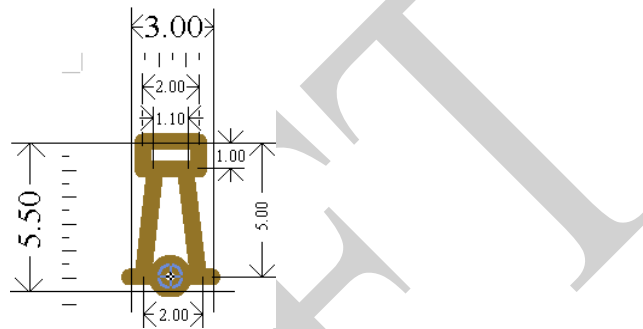
Symbol Name:	SY(TOWERS02)	RN: 408
--------------	--------------	---------

Symbol Explanation: water tower

Look up table affected: paper chart point symbols  
simplified point symbols

Pivot Point Column: 1.50  
Pivot Point Row: 5.00

Width of Bounding Box: 3.00  
Height of Bounding Box: 5.50



Symbol Colours:  LANDF

Comments: Line weight 0.3mm; circle diameter 1.0 mm

Examples on ENC: N/A

References:

S57		INT 1	
SILTNK	E 21		

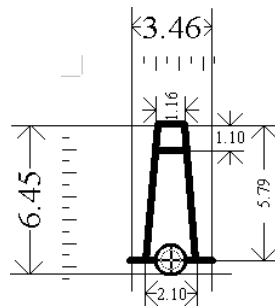
Symbol Name:	SY(TOWERS03)	RN: 409
--------------	--------------	---------

Symbol Explanation: conspicuous tower

Look up table affected: paper chart point symbols  
simplified point symbols

Pivot Point Column: 1.75  
Pivot Point Row: 5.79

Width of Bounding Box: 3.46  
Height of Bounding Box: 6.35






Symbol Colours:  CHBLK

Comments: Line weight 0.6mm; circle diameter 1.12 mm

Examples on ENC: N/A

References:

S57		INT 1		
LNDMRK	E 2, 20; G 68	(E 20)		
		<table border="1" style="width: 100%; height: 40px;"> <tr> <td style="text-align: center; width: 50%;"></td> <td style="text-align: center; width: 50%;">Tr</td> </tr> </table>		Tr
	Tr			
SILTNK	Not specified			

Symbol Name:	SY(TOWERS05)	RN: 410
--------------	--------------	---------

Symbol Explanation: radio, television tower

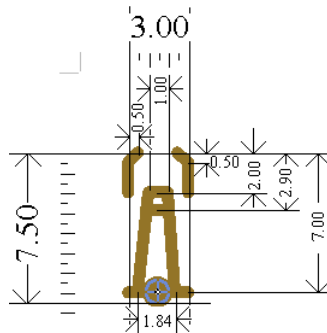
Look up table affected: N/A

Pivot Point Column: 1.50

Pivot Point Row: 7.00

Width of Bounding Box: 3.00

Height of Bounding Box: 7.50



Symbol Colours:  LANDF

Comments: Line weight 0.3mm; circle diameter 1.0 mm

Examples on ENC: N/A

References:

S57		INT 1
LNDMRK	E 29	(E 29)
		

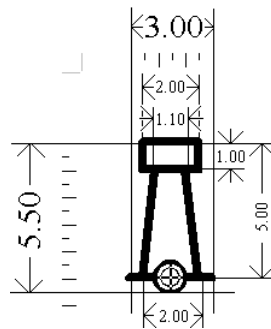
Symbol Name:	SY(TOWERS12)	RN: 411
--------------	--------------	---------

Symbol Explanation: conspicuous water tower

Look up table affected: paper chart point symbols  
simplified point symbols

Pivot Point Column: 1.50  
Pivot Point Row: 5.00

Width of Bounding Box: 3.00  
Height of Bounding Box: 5.50



Symbol Colours:  CHBLK

Comments: Line weight 0.6mm; circle diameter 1.0 mm

Examples on ENC: N/A

References:

S57		INT 1
SILTNK	E 2, 21	

Symbol Name:	SY(TOWERS15)	RN: 412
--------------	--------------	---------

Symbol Explanation: conspicuous radio, television tower

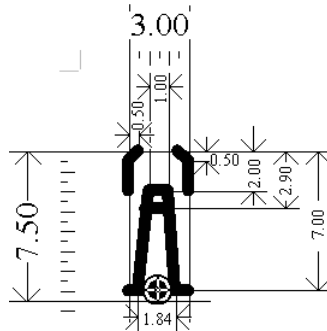
Look up table affected: N/A

Pivot Point Column: 1.50

Pivot Point Row: 7.00

Width of Bounding Box: 3.00

Height of Bounding Box: 7.50



Symbol Colours:  CHBLK

Comments: Line weight 0.6 mm; circle diameter 1.0 mm

Examples on ENC: N/A

References:

S57		INT 1
LNDMRK	E 2, 29	(E 29)
		

Symbol Name:	SY(TREPNT04)	RN: 413
--------------	--------------	---------

Symbol Explanation: general symbol for a tree

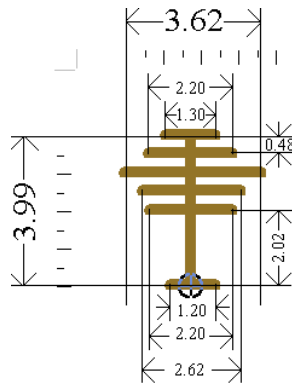
Look up table affected: N/A

Pivot Point Column: 1.76

Pivot Point Row: 4.01

Width of Bounding Box: 3.62

Height of Bounding Box: 3.99




Symbol Colours:  LANDF

Comments: Line weight 0.3 mm

Examples on ENC: N/A

References:

S57		INT 1
VEGATN	C 30, 31	(C 30) 



Symbol Name:	SY(TREPNT05)	RN: 414
--------------	--------------	---------

Symbol Explanation: mangrove

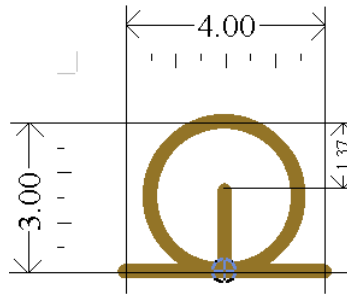
Look up table affected: N/A

Pivot Point Column: 2.00

Pivot Point Row: 3.00

Width of Bounding Box: 4.00

Height of Bounding Box: 3.00



Symbol Colours:  LANDF

Comments: Line weight 0.3 mm; circle diameter 3.0 mm

Examples on ENC: N/A

References:

S57	INT 1	
VEGATN	C 32	

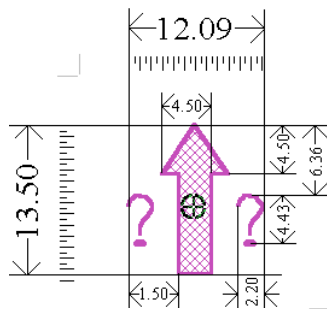
Symbol Name:	SY(TSLDEF51)	RN: 415
--------------	--------------	---------

Symbol Explanation: one way lane of a traffic separation scheme, with the direction not defined in the data

Look up table affected: area symbols with plain boundaries  
area symbols with symbolized boundaries

Pivot Point Column: 6.03  
Pivot Point Row: 7.50

Width of Bounding Box: 12.09  
Height of Bounding Box: 13.50



Symbol Colours:  TRFCD  
 CHMGD (question mark)

Comments: Line weight 0.3 mm  
Question mark line weight 0.3 mm; dot line weight 0.6 mm  
Transparency 75%

Examples on ENC: N/A

References:

S57		INT 1
DWRTPT	M 27.1-2	

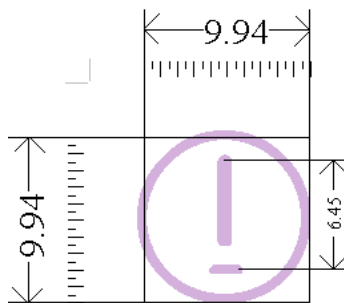
Symbol Name:	SY(TSSCRS51)	RN: 416
--------------	--------------	---------

Symbol Explanation: traffic crossing area

Look up table affected: area symbols with plain boundaries  
area symbols with symbolized boundaries

Pivot Point Column: 18.01  
Pivot Point Row: -6.02

Width of Bounding Box: 9.94  
Height of Bounding Box: 9.94



Symbol Colours:  TRFCF

Comments: Line weight 0.6 mm; circle diameter 9.94 mm

Examples on ENC: N/A

References:

S57		INT 1
TSSCRS	M 23	

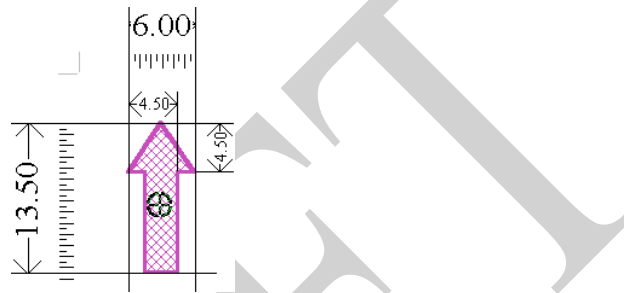
Symbol Name:	SY(TSSLPT51)	RN: 417
--------------	--------------	---------

Symbol Explanation: traffic direction in a one way lane of a traffic separation scheme

Look up table affected: area symbols with plain boundaries  
area symbols with symbolized boundaries

Pivot Point Column: 3.00  
Pivot Point Row: 7.50

Width of Bounding Box: 6.00  
Height of Bounding Box: 13.50



Symbol Colours:  TRFCD

Comments: Line weight 0.3 mm; transparency 75%.

Examples on ENC: N/A

References:

S57		INT 1
DWRTPT	M 27.1-2	
TSSLPT	not specified	

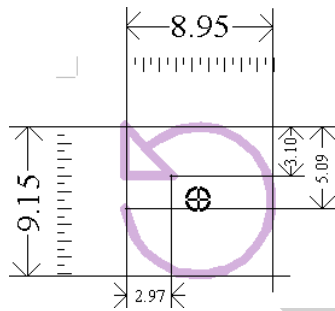
Symbol Name:	SY(TSSRON51)	RN: 418
--------------	--------------	---------

Symbol Explanation: traffic roundabout

Look up table affected: area symbols with plain boundaries  
area symbols with symbolized boundaries

Pivot Point Column: 4.47  
Pivot Point Row: 4.57

Width of Bounding Box: 8.95  
Height of Bounding Box: 9.15



Symbol Colours:  TRFCF

Comments: Line weight 0.6 mm; circle diameter 8.95

Examples on ENC: N/A

References:

S57		INT 1
TSSRON	M 21	

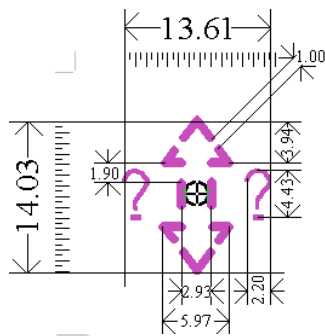
Symbol Name:	SY(TWRDEF51)	RN: 419
--------------	--------------	---------

Symbol Explanation: two way route of a traffic separation scheme, with the direction not defined in the data

Look up table affected: area symbols with plain boundaries  
area symbols with symbolized boundaries

Pivot Point Column: 6.89  
Pivot Point Row: 6.94

Width of Bounding Box: 13.61  
Height of Bounding Box: 14.03



Symbol Colours:  TRFCD  
 CHMGD (question mark)

Comments: Line weight 0.9 mm  
Question mark line weight 0.3 mm; dot line weight 0.6 mm

Examples on ENC: N/A

References:

S57		INT 1
TWRTPT	M 28.2	

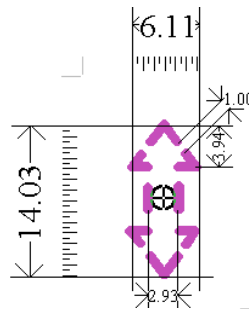
Symbol Name:	SY(TWRTPT52)	RN: 420
--------------	--------------	---------

Symbol Explanation: reciprocal traffic directions in a two-way route of a traffic separation scheme

Look up table affected: area symbols with plain boundaries  
area symbols with symbolized boundaries

Pivot Point Column: 3.11  
Pivot Point Row: 6.94

Width of Bounding Box: 6.11  
Height of Bounding Box: 14.03



Symbol Colours:  TRFCD

Comments: Line weight 0.9 mm  
Other dimensions like TWRDEF51

Examples on ENC: N/A

References:

S57	INT 1
TWRTPT	M 28.2

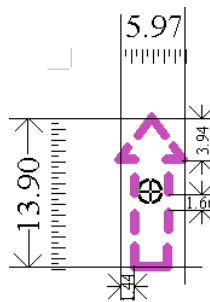
Symbol Name:	SY(TWRTPT53)	RN: 421
--------------	--------------	---------

Symbol Explanation: single traffic direction in a two-way route part of a traffic separation scheme

Look up table affected: area symbols with plain boundaries  
area symbols with symbolized boundaries

Pivot Point Column: 2.97  
Pivot Point Row: 6.94

Width of Bounding Box: 5.97  
Height of Bounding Box: 13.90



Symbol Colours:  TRFCD

Comments: Line weight 0.9 mm

Examples on ENC: N/A

References:

S57	INT 1
TWRTPT	M 28.2



Symbol Name:	SY(UWTROC3)	RN: 424
--------------	-------------	---------

Symbol Explanation: dangerous underwater rock of uncertain depth

Look up table affected: N/A

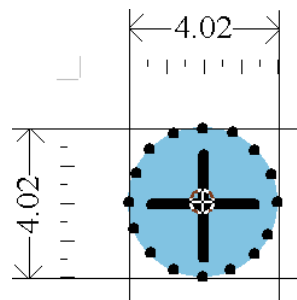
Called by CSP etc.: CSP OBSTRN07 Continuation A

Pivot Point Column: 2.01

Pivot Point Row: 2.01

Width of Bounding Box: 4.02

Height of Bounding Box: 4.02



Symbol Colours:  DEPVS  
 CHBLK

Comments: Line weight 0.3 mm; circle diameter 4.02 mm  
Dot diameter 0.3 mm; 16 dots around the circle

Examples on ENC: N/A

References:

S57		INT 1
UWTROC	K 13, 16	(K 13) 

Symbol Name:	SY(UWTROC04)	RN: 425
--------------	--------------	---------

Symbol Explanation: rock which covers and uncovers or is awash at low water

Look up table affected: N/A

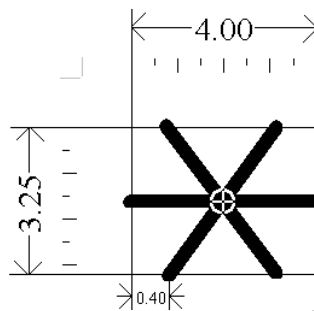
Called by CSP etc.: CSP OBSTRN07 Continuation A

Pivot Point Column: 2.03

Pivot Point Row: 1.64

Width of Bounding Box: 4.00

Height of Bounding Box: 3.25



Symbol Colours:  CHBLK

Comments: Line weight 0.3 mm

Examples on ENC: N/A

References:

S57	INT 1
UWTROC	K 11, 12, 15 

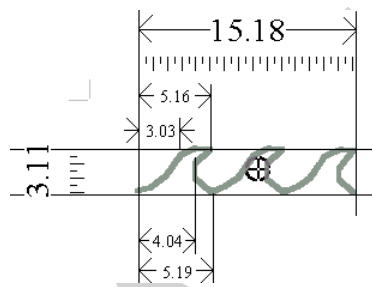
Symbol Name:	SY(WATTUR02)	RN: 430
--------------	--------------	---------

Symbol Explanation: overfalls, eddies and breakers

Look up table affected: line symbols  
paper chart point symbols  
area symbols with plain boundaries  
simplified point symbols  
area symbols with symbolized boundaries

Pivot Point Column: 8.50  
Pivot Point Row: 1.49

Width of Bounding Box: 15.18  
Height of Bounding Box: 3.11



Symbol Colours:  CHGRD

Comments: Line weight 0.3 mm

Examples on ENC: N/A

References:

S57	INT 1	
WATTUR	H 44, 45; K 17	<p>(H 44)</p> <p>(H 45)</p> <p>(K 17)</p>

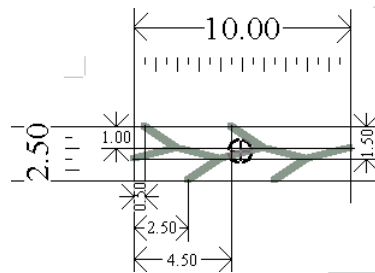
Symbol Name:	SY(WEDKLP03)	RN: 434
--------------	--------------	---------

Symbol Explanation: weed, kelp

Look up table affected: paper chart point symbols  
area symbols with plain boundaries  
simplified point symbols  
area symbols with symbolized boundaries

Pivot Point Column: 5.00  
Pivot Point Row: 1.25

Width of Bounding Box: 10.00  
Height of Bounding Box: 2.50



Symbol Colours:  CHGRD

Comments: Line weight 0.3 mm

Examples on ENC: N/A

References:

S57		INT 1
WEDKLP	J 13.1, 13.2	(J 13.2)

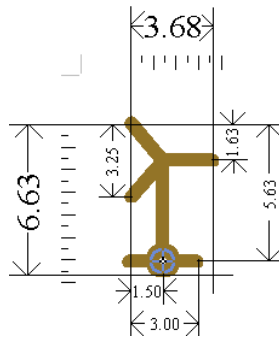
Symbol Name:	SY(WIMCON01)	RN: 435
--------------	--------------	---------

Symbol Explanation: wind motor

Look up table affected: paper chart point symbols  
simplified point symbols

Pivot Point Column: 1.50  
Pivot Point Row: 6.13

Width of Bounding Box: 3.68  
Height of Bounding Box: 6.63



Symbol Colours:  LANDF

Comments: Line weight 0.3mm; circle diameter 1.0 mm.

Examples on ENC: N/A

References:

S57	INT 1	
LNDMRK	E 26	⚙
PRDARE	Not specified	

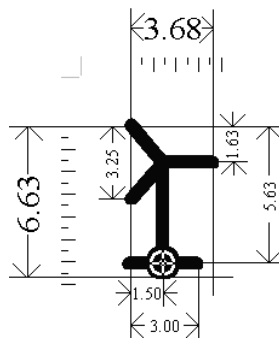
Symbol Name:	SY(WIMCON11)	RN: 436
--------------	--------------	---------

Symbol Explanation: conspicuous wind motor

Look up table affected: paper chart point symbols  
simplified point symbols

Pivot Point Column: 1.50  
Pivot Point Row: 6.13

Width of Bounding Box: 3.68  
Height of Bounding Box: 6.63



Symbol Colours:  CHBLK

Comments: Line weight 0.6 mm; circle diameter 1.0 mm.

Examples on ENC: N/A

References:

S57	INT 1	
LNDMRK	E 2, 26	⚙
PRDARE	Not specified	

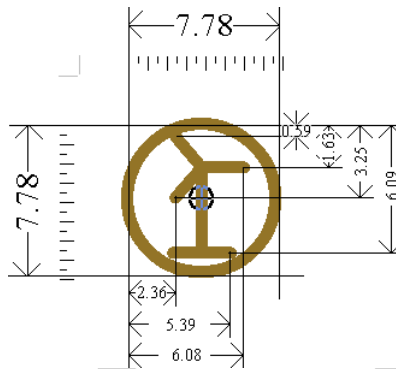
Symbol Name:	SY(WNDFRM51)	RN: 437
--------------	--------------	---------

Symbol Explanation: wind generator farm

Look up table affected: area symbols with plain boundaries  
area symbols with symbolized boundaries

Pivot Point Column: 3.89  
Pivot Point Row: 3.90

Width of Bounding Box: 7.78  
Height of Bounding Box: 7.78



Symbol Colours:  LANDF

Comments: Line weight 0.3mm.

Examples on ENC: N/A

References:

S57	INT 1
PRDARE	Not specified

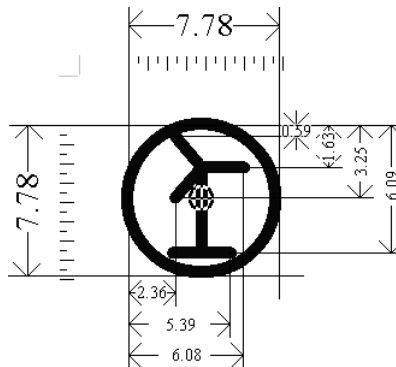
Symbol Name:	SY(WNDFRM61)	RN: 438
--------------	--------------	---------

Symbol Explanation: conspicuous wind generator farm

Look up table affected: area symbols with plain boundaries  
area symbols with symbolized boundaries

Pivot Point Column: 3.87  
Pivot Point Row: 4.00

Width of Bounding Box: 7.78  
Height of Bounding Box: 7.78



Symbol Colours:  CHBLK

Comments: Line weight 0.6 mm; circle diameter 7.78 mm

Examples on ENC: N/A

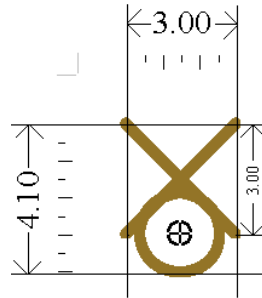
References:

S57	INT 1
PRDARE	Not specified



Symbol Name:	SY(WNDMIL02)	RN: 439
--------------	--------------	---------

Symbol Explanation: windmill  
 Look up table affected: paper chart point symbols  
 Pivot Point Column: 1.50  
 Pivot Point Row: 3.00  
 Width of Bounding Box: 3.00  
 Height of Bounding Box: 4.10



Symbol Colours:  LANDF  
 Comments: Line weight 0.3 mm; circle diameter 2.2 mm.  
 Examples on ENC: N/A

References:

S57		INT 1
LNDMRK	E 25.1, 25.2	(E 25.1)
		✕

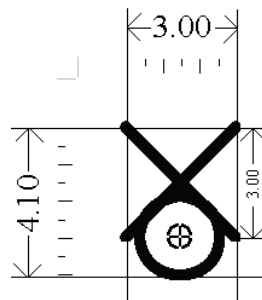
Symbol Name:	SY(WNDMIL12)	RN: 440
--------------	--------------	---------

Symbol Explanation: conspicuous windmill

Look up table affected: paper chart point symbols  
simplified point symbols

Pivot Point Column: 1.50  
Pivot Point Row: 3.00

Width of Bounding Box: 3.00  
Height of Bounding Box: 4.10



Symbol Colours:  CHBLK

Comments: Line weight 0.6mm; circle diameter 2.20 mm

Examples on ENC: N/A

References:

S57		INT 1
LNDMRK	E 2, 25.1, 25.2	(E 25.1)
		✕

Symbol Name:	SY(WRECKS01)	RN: 441
--------------	--------------	---------

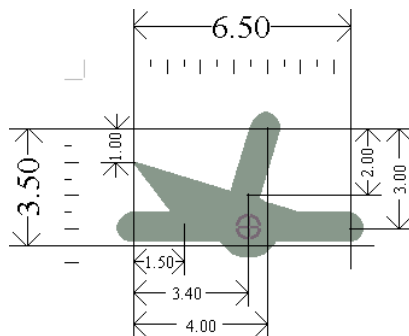
Symbol Explanation: wreck showing any portion of hull or superstructure at level of chart datum

Look up table affected: N/A

Called by CSP etc.: CSP WRECKS05 Continuation A

Pivot Point Column: 3.50  
Pivot Point Row: 3.00

Width of Bounding Box: 6.50  
Height of Bounding Box: 3.50



Symbol Colours:  CHGRD

Comments: Line weight 0.9 mm; circle diameter 1.0 mm

Examples on ENC: N/A

References:

S57		INT 1
WRECKS	K 20, 21, 24, 25	(K 24)

Symbol Name:	SY(WRECKS04)	RN: 442
--------------	--------------	---------

Symbol Explanation: non-dangerous wreck, depth unknown

Look up table affected: N/A

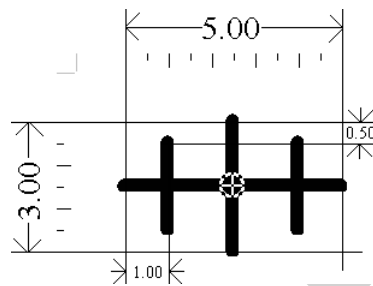
Called by CSP etc.: CSP WRECKS05 Continuation A

Pivot Point Column: 2.50

Pivot Point Row: 1.50

Width of Bounding Box: 5.00

Height of Bounding Box: 3.00



Symbol Colours:  CHBLK

Comments: Line weight 0.3 mm

Examples on ENC: N/A

References:

S57		INT 1
WRECKS	K 26, 27, 29, 30	(K 29)
		++

Symbol Name:	SY(WRECKS05)	RN: 443
--------------	--------------	---------

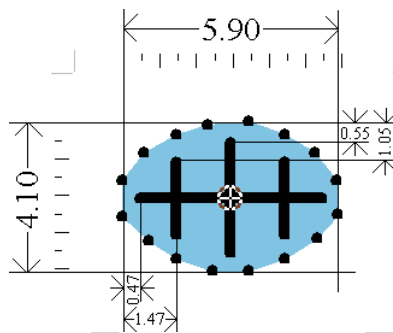
Symbol Explanation: dangerous wreck, depth unknown

Look up table affected: N/A

Called by CSP etc.: CSP WRECKS05 Continuation A

Pivot Point Column: 2.97  
Pivot Point Row: 2.10

Width of Bounding Box: 5.90  
Height of Bounding Box: 4.10




Symbol Colours:

- DEPVS
- CHBLK

Comments: Line weight 0.3 mm  
Dot diameter 0.3 mm; 16 dots around the ellipse

Examples on ENC: N/A

References:

S57		INT 1
WRECKS	K 22, 23, 26, 27, 28, 30	(K 28)
		

Page intentionally left blank

DRAFT

## 2. Complex Linestyles

DRAFT

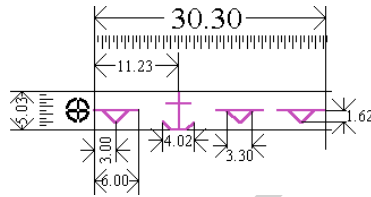
Page intentionally left blank

DRAFT



Symbol Name:	LC(ACHARE51)	RN: 469
--------------	--------------	---------

Symbol Explanation: boundary of an anchorage area  
 Look up table affected: area symbols with symbolized boundaries  
 Pivot Point Column: -1.98  
 Pivot Point Row: 2.42  
 Width of Bounding Box: 30.30  
 Height of Bounding Box: 5.03



Symbol Colours:  CHMGD

Comments: Line weight 0.3 mm;  
 Anchor symbol dimensions like point symbol SY(ACHARE02)

Examples on ENC: N/A

References:

S57	INT 1	
ACHARE	N 12.1-9;	(N 12.1)

Symbol Name:	LC(ACHRES51)	RN: 470
--------------	--------------	---------

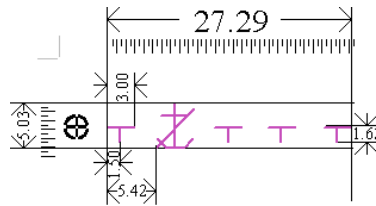
Symbol Explanation: boundary of an area where anchoring is prohibited or restricted

Look up table affected: N/A

Called by CSP etc.: CSP RESARE04 Continuation B

Pivot Point Column: -3.38  
Pivot Point Row: 2.38

Width of Bounding Box: 27.29  
Height of Bounding Box: 5.03



Symbol Colours:  CHMGD

Comments: Line weight 0.3 mm  
Anchor symbol dimensions like point symbol SY(ACHARE51)

Examples on ENC: N/A

References:

S57		INT 1
RESARE	N 20	

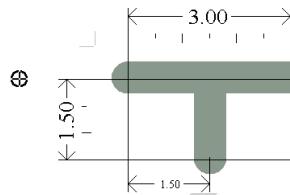
Symbol Name:	LC(ADMARE01)	RN: 471
--------------	--------------	---------

Symbol Explanation: jurisdiction boundary

Look up table affected: area symbols with symbolized boundaries  
used in earlier versions of area symbols with symbolized boundaries

Pivot Point Column: -2.01  
Pivot Point Row: -0.02

Width of Bounding Box: 3.00  
Height of Bounding Box: 1.50



Symbol Colours:  CHGRD

Comments: Line weight 0.3 mm

Examples on ENC: N/A

## References:

S57	INT 1
-----	-------

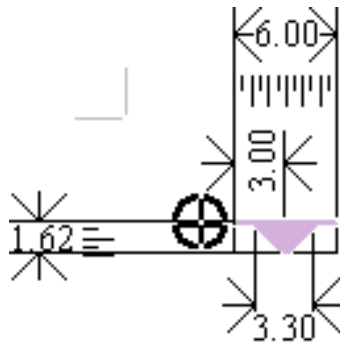
Symbol Name:	LC(ARCSLN01)	RN: 520
--------------	--------------	---------


Symbol Explanation: boundary of archipelago sea lane

Look up table affected: area symbols with plain boundaries  
area symbols with symbolized boundaries

Pivot Point Column: -2.00  
Pivot Point Row: 0.00

Width of Bounding Box: 6.00  
Height of Bounding Box: 1.62



Symbol Colours:  CHMGF

Comments: Line weight 0.3 mm

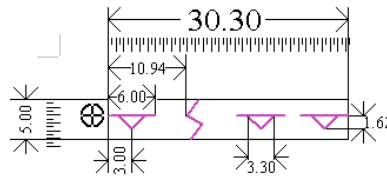
Examples on ENC: N/A

References:

S57 E3.1.1		INT 1
ARCSLN	M17	

Symbol Name:	LC(CBLARE51)	RN: 472
--------------	--------------	---------

Symbol Explanation: boundary of a submarine cable area  
 Look up table affected: area symbols with symbolized boundaries  
 Pivot Point Column: -1.98  
 Pivot Point Row: 2.00  
 Width of Bounding Box: 30.30  
 Height of Bounding Box: 5.00





Symbol Colours:  CHMGD

Comments: Line weight 0.3 mm;  
 Cable symbol dimensions like cable symbol in line symbol LC(CBLSUB06)

Examples on ENC: N/A

References:

S57	INT 1	
CBLARE	L 30.2, 31.2;	(L 30.2)  (L 31.2) 

Symbol Name:	LC(CBLSUB06)	RN: 473
--------------	--------------	---------

Symbol Explanation: submarine cable

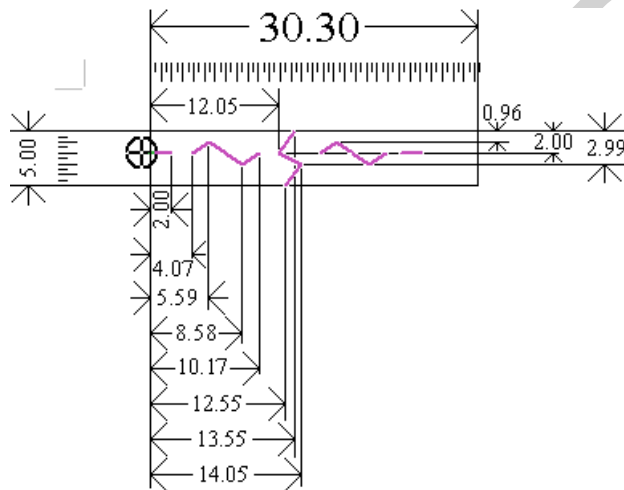
Look up table affected: line symbols

Pivot Point Column: -0.56

Pivot Point Row: 2.00

Width of Bounding Box: 30.30

Height of Bounding Box: 5.00






Symbol Colours:  CHMGD

Comments: Line weight 0.3 mm

Examples on ENC: N/A

References:

S57	INT 1	
CBLSUB	L 30.1, 31.1, 32	(L 30.1)  (L 31.1)  (L 32) 

Symbol Name:	LC(CHCRDEL1)	RN: 474
--------------	--------------	---------

Symbol Explanation: this line has been deleted by a manual update

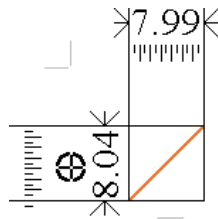
Look up table affected: N/A

Pivot Point Column: -5.43

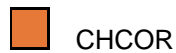
Pivot Point Row: 3.99

Width of Bounding Box: 7.99

Height of Bounding Box: 8.04



Symbol Colours:



Comments:

Line weight 0.3 mm;  
See PresLib section 8.7.1

Examples on ENC:

N/A

References:

S57	INT 1
-----	-------

Symbol Name:	LC(CHCRID01)	RN: 475
--------------	--------------	---------

Symbol Explanation: this line has been manually updated

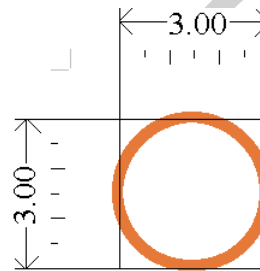
Look up table affected: N/A

Pivot Point Column: -9.41


Pivot Point Row: 1.52

Width of Bounding Box: 3.00

Height of Bounding Box: 3.00



Symbol Colours:



Comments:

Line weight 0.3 mm; circle diameter 3.00 mm;  
See PresLib section 8.7.1

Examples on ENC:

N/A

References:

S57	INT 1
-----	-------



Symbol Name:	LC( <b>CHRVDEL2</b> )	RN: 595
--------------	-----------------------	---------

Symbol Explanation: This object has been deleted by an automatic update

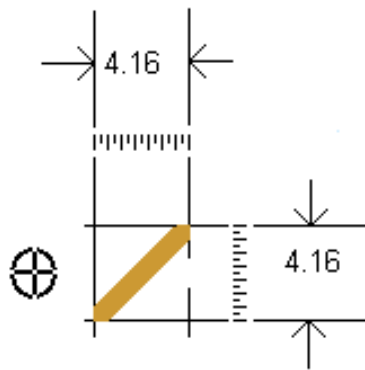
Look up table affected: N/A

Pivot Point Column: -4.90

Pivot Point Row: 2.01

Width of Bounding Box: 6.13

Height of Bounding Box: 4.16



Symbol Colours: ■ CHCOR

Comments: Line weight 0.9 mm;  
See PresLib section 10.7.2

Examples on ENC: N/A

References:

S57	INT 1
-----	-------

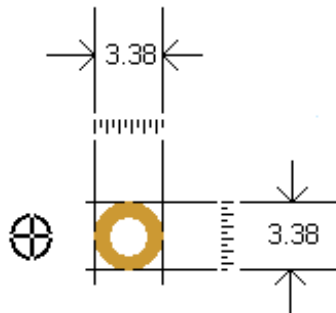
Symbol Name:	LC(CHRVID02)	RN: 596
--------------	--------------	---------

Symbol Explanation: This object has been inserted or modified by an automatic update


Look up table affected: N/A

Pivot Point Column: -5.11  
Pivot Point Row: 1.69

Width of Bounding Box: 6.13  
Height of Bounding Box: 3.38



Symbol Colours:



Comments:

Line weight 0.9 mm; circle diameter 3.38 mm;  
See PresLib section 10.7.2

Examples on ENC:

N/A

References:

S57	INT 1
-----	-------

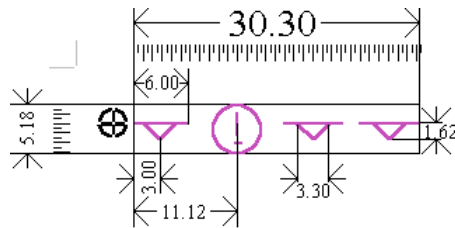
Symbol Name:	LC(CTNARE51)	RN: 476
--------------	--------------	---------

Symbol Explanation: boundary of area with a specific caution

Look up table affected: area symbols with symbolized boundaries

Pivot Point Column: -1.98  
Pivot Point Row: 1.86

Width of Bounding Box: 30.30  
Height of Bounding Box: 5.18



Symbol Colours:




Comments:

Line weight 0.3 mm; circle diameter 5.18 mm;  
Caution symbol dimensions like point symbol SY(CTNARE51)

Examples on ENC:

N/A

References:

S57		INT 1
CTNARE	N 1.1, 1.2	(N 1.2)
TSSLPT	not specified	

Symbol Name:	LC(CTYARE51)	RN: 477
--------------	--------------	---------

Symbol Explanation: boundary of area to be navigated with caution

Look up table affected: area symbols with symbolized boundaries

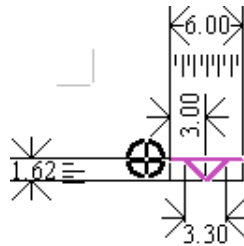
Called by CSP etc.: CSP RESARE04,  
CSP RESARE04 Continuation A, D, E

Pivot Point Column: -2.00

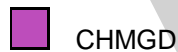
Pivot Point Row: 0.00

Width of Bounding Box: 6.00

Height of Bounding Box: 1.62



Symbol Colours:



CHMGD

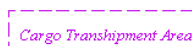



Comments:

Line weight 0.3 mm

Examples on ENC:

N/A

References:

S57		INT 1
CTSARE	N 64	 <i>Cargo Transhipment Area</i>
DMPGRD	N 23-24, 62.1-2	(N 23.1)  <i>Explosives Dumping Ground</i>
ICNARE	N 65	
MIPARE	N 30, 32, 33	(N 32) 
OSPARE	L 1, 4	
PILBOP	T 1.1 - 1.4	
RESARE	N 2.1, 2.2, 34, 63	
SPLARE	N 13	
SUBTLN	N 33	
TWRTPT	M 28.2	

Symbol Name:	LC(DWLDEF01)	RN: 478
--------------	--------------	---------

Symbol Explanation: deep water route centreline, direction not defined in the data

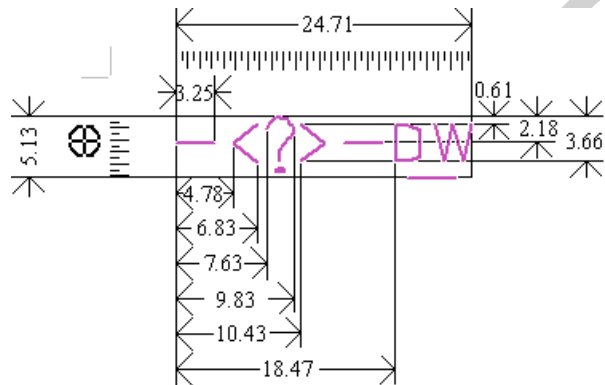
Look up table affected: line symbols

Pivot Point Column: -8.70

Pivot Point Row: 2.18

Width of Bounding Box: 24.71

Height of Bounding Box: 5.13



Symbol Colours:  TRFCD

Comments: Line weight 0.3 mm; line weight (question mark dot) 0.6 mm

Examples on ENC: N/A

References:

S57		INT 1
DWRTCL	M 27.3	

Symbol Name:	LC(DWRTCL05)	RN: 479
--------------	--------------	---------

Symbol Explanation: two-way deep water route centreline, not based on fixed marks

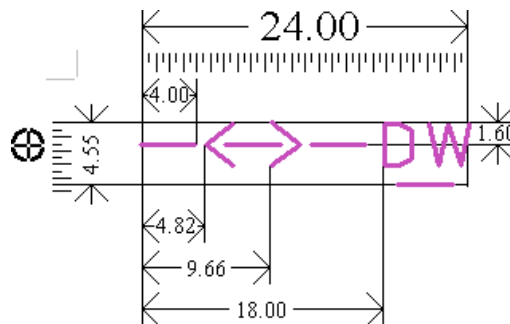
Look up table affected: line symbols

Pivot Point Column: -8.46

Pivot Point Row: 1.60

Width of Bounding Box: 24.00

Height of Bounding Box: 4.55



Symbol Colours:  TRFCD

Comments: Line weight 0.3 mm;  
Arrow and deep water symbol dimensions like line symbol LC(DWLDEF01)

Examples on ENC: N/A

References:

S57	INT 1
DWRTCL	M 27.3

Symbol Name:	LC(DWRTCL06)	RN: 480
--------------	--------------	---------

Symbol Explanation: two-way deep water route centreline, based on fixed marks

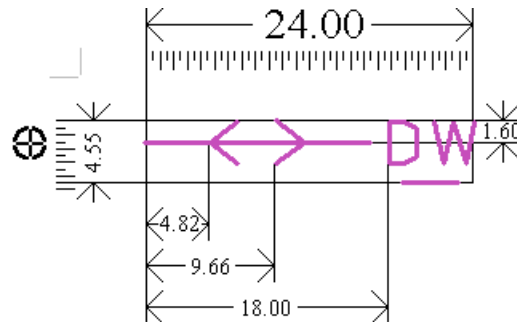
Look up table affected: line symbols

Pivot Point Column: -8.46

Pivot Point Row: 1.60

Width of Bounding Box: 24.00

Height of Bounding Box: 4.55



Symbol Colours:  TRFCD

Comments: Line weight 0.3 mm;  
Arrow and deep water symbol dimensions like line symbol LC(DWLDEF01)

Examples on ENC: N/A

References:

S57		INT 1
DWRTCL	M 27.3	

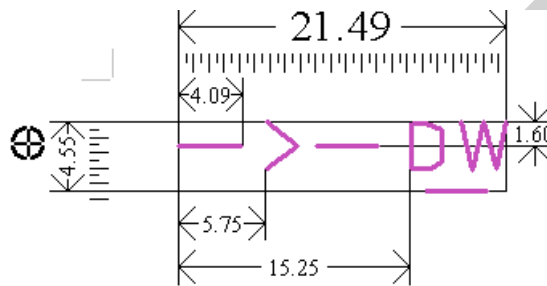
Symbol Name:	LC(DWRTCL07)	RN: 481
--------------	--------------	---------

Symbol Explanation: one-way deep water route centreline, not based on fixed marks

Look up table affected: line symbols

Pivot Point Column: -9.85  
Pivot Point Row: 1.60

Width of Bounding Box: 21.49  
Height of Bounding Box: 4.55



Symbol Colours:  TRFCD

Comments: Line weight 0.3 mm;  
Arrow and deep water symbol dimensions like line symbol LC(DWLDEF01)

Examples on ENC: N/A

References:

S57		INT 1
DWRTCL	M 27.3	



Symbol Name:	LC(DWRTCL08)	RN: 482
--------------	--------------	---------

Symbol Explanation: one-way deep water route centreline, based on fixed-marks

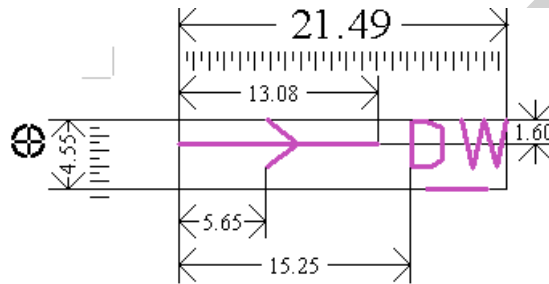
Look up table affected: line symbols

Pivot Point Column: -9.85

Pivot Point Row: 1.60

Width of Bounding Box: 21.49

Height of Bounding Box: 4.55



Symbol Colours:



TRFCD

Comments:

Line weight 0.3 mm;  
Arrow and deep water symbol dimensions like line symbol LC(DWLDEF01)

Examples on ENC:

N/A

References:

S57		INT 1
DWRTCL	M 27.3	

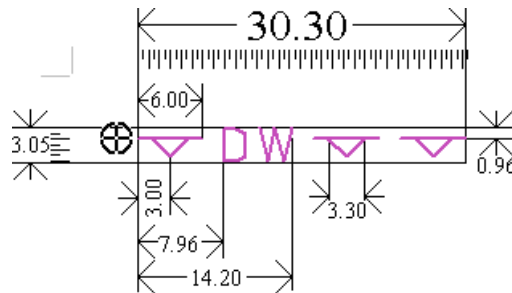
Symbol Name:	LC(DWRUTE51)	RN: 483
--------------	--------------	---------

Symbol Explanation: boundary of a deep water route

Look up table affected: area symbols with symbolized boundaries

Pivot Point Column: -1.98  
Pivot Point Row: 0.94

Width of Bounding Box: 30.30  
Height of Bounding Box: 3.05



Symbol Colours:  TRFCD

Comments: Line weight 0.3 mm

Examples on ENC: N/A

## References:

S57		INT 1
DWRTPT	M 27.1-2;	

Symbol Name:	LC(ENTRES51)	RN: 484
--------------	--------------	---------

Symbol Explanation: boundary of an area where entry is prohibited or restricted

Look up table affected: N/A

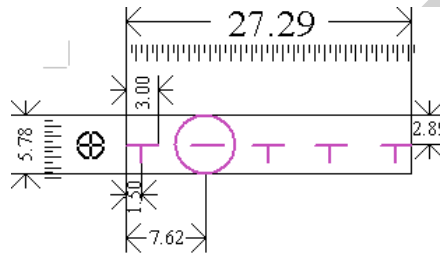
Called by CSP etc.: earlier versions of CSP RESCSP

Pivot Point Column: -3.38

Pivot Point Row: 2.89

Width of Bounding Box: 27.29

Height of Bounding Box: 5.78



Symbol Colours: ■ CHMGD

Comments: Line weight 0.3 mm;  
Circle diameter 5.78 mm

Examples on ENC: N/A

References:

S57		INT 1
RESARE	N 2.1, 2.2	(N 2.1)

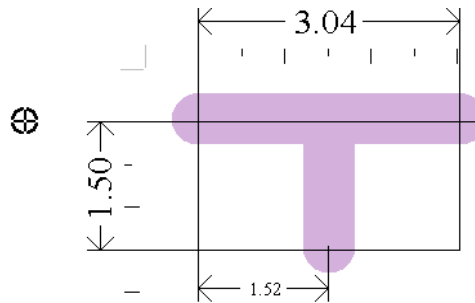
Symbol Name:	LC(ESSARE01)	RN: 586
--------------	--------------	---------

Symbol Explanation: boundary of an ESSA or PSSA

Look up table affected: area symbols with symbolized boundaries

Pivot Point Column: -2.00  
Pivot Point Row: 0.00

Width of Bounding Box: 3.00  
Height of Bounding Box: 1.50



Symbol Colours:  CHMGF

Comments: Line weight 0.3 mm

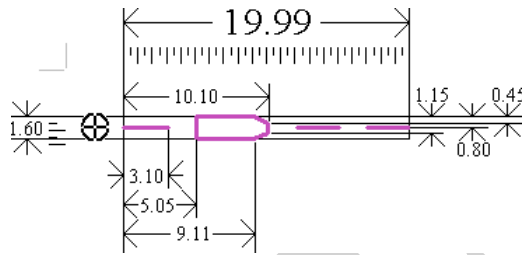
Examples on ENC: N/A

References:

S57 E3.1.1		INT 1
RESARE, CATREA 27 or 28	N 22	

Symbol Name:	LC(FERYRT01)	RN: 487
--------------	--------------	---------

Symbol Explanation: ferry route  
 Look up table affected: line symbols  
 Pivot Point Column: -2.00  
 Pivot Point Row: 0.80  
 Width of Bounding Box: 19.99  
 Height of Bounding Box: 1.60



Symbol Colours:  CHMGD  
 Comments: Line weight 0.3 mm  
 Examples on ENC: N/A

References:

S57		INT 1
FERYRT	M 50	

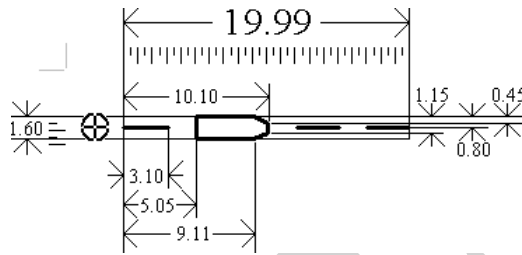
Symbol Name:	LC(FERYRT02)	RN: 488
--------------	--------------	---------

Symbol Explanation: cable ferry route

Look up table affected: line symbols

Pivot Point Column: -2.00  
 Pivot Point Row: 0.80

Width of Bounding Box: 19.99  
 Height of Bounding Box: 1.60



Symbol Colours:  CHBLK

Comments: Line weight 0.3 mm

Examples on ENC: N/A

References:

S57		INT 1
FERYRT	M 51	 Cable Ferry

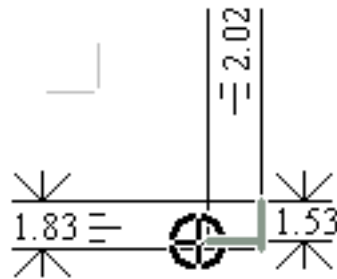
Symbol Name:	LC(FSHFAC02)	RN: 489
--------------	--------------	---------

Symbol Explanation: fishing stakes

Look up table affected: line symbols

Pivot Point Column: -0.35  
 Pivot Point Row: 1.51

Width of Bounding Box: 2.02  
 Height of Bounding Box: 1.83




Symbol Colours:  CHGRD

Comments: Line weight 0.3 mm

Examples on ENC: N/A

References:

S57		INT 1
FSHFAC	K 44.1	

Symbol Name:	LC(FSHRES51)	RN: 490
--------------	--------------	---------

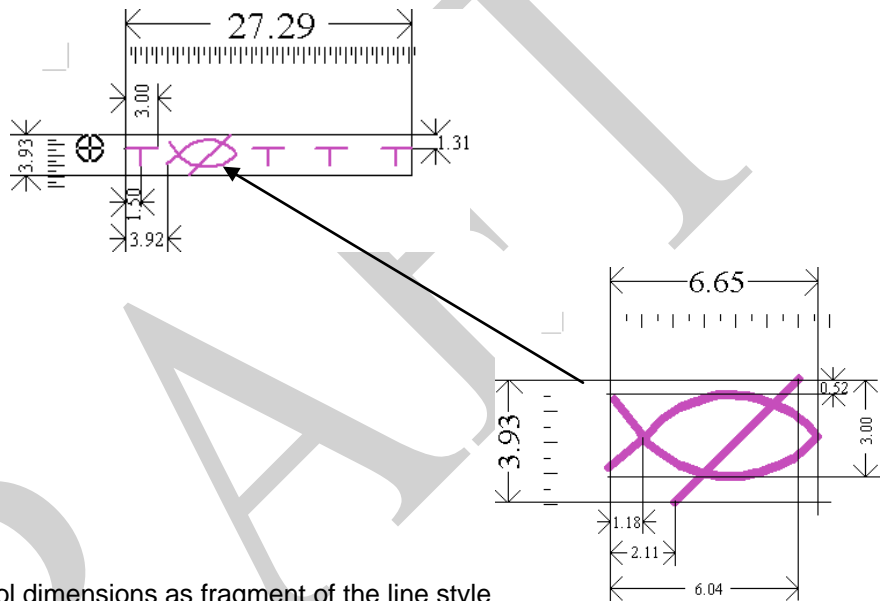
Symbol Explanation: boundary of an area where trawling or fishing is prohibited or restricted

Look up table affected: N/A

Called by CSP etc.: CSP RESARE04 Continuation C

Pivot Point Column: -3.38  
 Pivot Point Row: 1.31

Width of Bounding Box: 27.29  
 Height of Bounding Box: 3.93



Fishing prohibited symbol dimensions as fragment of the line style

Symbol Colours:  CHMGD

Comments: Line weight 0.3 mm

Examples on ENC: N/A

References:

S57	INT 1
RESARE	N 21



Symbol Name:	LC( <b>INDHLT02</b> )	RN: 597
--------------	-----------------------	---------

Symbol Explanation: indication highlight for mariner's use

Look up table affected: line symbols

Pivot Point Column: 2.63

Pivot Point Row: 5.98

Width of Bounding Box: 1.21

Height of Bounding Box: 1.98



Symbol Colours:



BKAJ1



CHYLW

Comments:

Line weight 0.6 mm (CHYLW); with 0.3 mm outline (BKAJ1)  
See PresLib section 10.5.9 and 10.5.10

Examples on ENC:

N/A

References:

S57	INT 1
-----	-------

Symbol Name:	LC(LOWACC01)	RN: 492
--------------	--------------	---------

Symbol Explanation: safety contour of low accuracy in position

Look up table affected: N/A

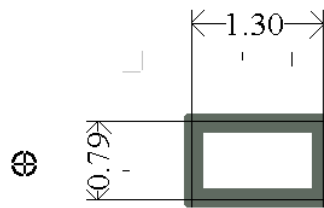
Called by CSP etc.: earlier versions of CSP DEPCNT

Pivot Point Column: -1.71

Pivot Point Row: 0.43

Width of Bounding Box: 1.30

Height of Bounding Box: 0.79



Symbol Colours:  DEPSC

Comments: Line weight 0.3 mm

Examples on ENC: N/A

References:

S57	INT 1
-----	-------

Symbol Name:	LC( <b>LOWACC11</b> )	RN: 493
--------------	-----------------------	---------

Symbol Explanation: contour of low accuracy in position

Look up table affected: N/A

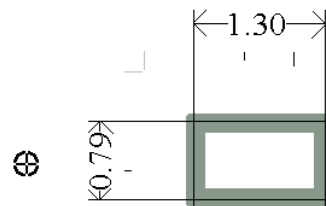
Called by CSP etc.: earlier versions of CSP DEPCNT

Pivot Point Column: -1.71

Pivot Point Row: 0.43

Width of Bounding Box: 1.30

Height of Bounding Box: 0.79



Symbol Colours:  DEPCN

Comments: Line weight 0.3 mm

Examples on ENC: N/A

References:

S57	INT 1
-----	-------

Symbol Name:	LC(L <b>OWACC21</b> )	RN: 494
--------------	-----------------------	---------

Symbol Explanation: coastline or shoreline construction of low accuracy in position

Look up table affected: N/A

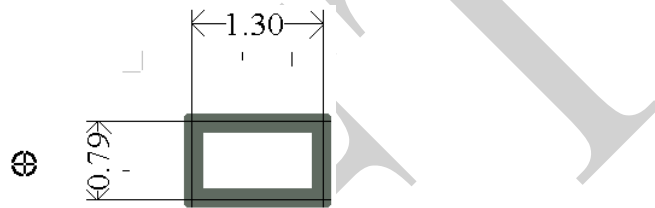
Called by CSP etc.: CSP QUALIN01,  
CSP SLCONS04,  
CSP SLCONS04 Continuation A

Pivot Point Column: -1.71

Pivot Point Row: 0.43

Width of Bounding Box: 1.30

Height of Bounding Box: 0.79





Symbol Colours:  CSTLN

Comments: Line weight 0.3 mm

Examples on ENC: N/A

References:

S57		INT 1
SLCONS	F 30,31; O 89	(F 31) 
COALNE	C 2, 32, 33; O 89	(C 2) 

Symbol Name:	LC(LOWACC31)	RN: 495
--------------	--------------	---------

Symbol Explanation: area of wrecks or obstructions of low accuracy

Look up table affected: N/A

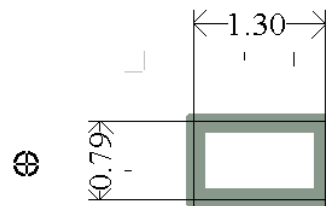
Called by CSP etc.: CSP OBSTRN07 Continuation B

Pivot Point Column: -1.71

Pivot Point Row: 0.43

Width of Bounding Box: 1.30

Height of Bounding Box: 0.79



Symbol Colours:  CHGRD

Comments: Line weight 0.3 mm

Examples on ENC: N/A

References:

S57		INT 1
OBSTRN	Not specified	

Symbol Name:	LC(LOWACC41)	RN: 496
--------------	--------------	---------

Symbol Explanation: danger line of low accuracy surrounding a foul area

Look up table affected: N/A

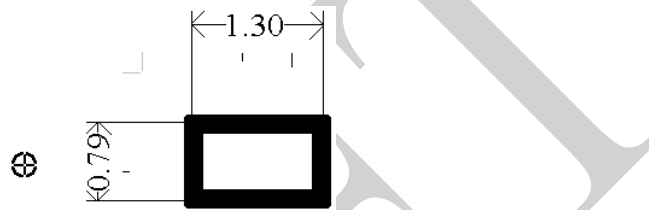
Called by CSP etc.: CSP OBSTRN07 Continuation B,  
CSP WRECKS05 Continuation B

Pivot Point Column: -1.71

Pivot Point Row: 0.43

Width of Bounding Box: 1.30

Height of Bounding Box: 0.79



Symbol Colours:  CHBLK

Comments: Line weight 0.3 mm

Examples on ENC: N/A

References:

S57		INT 1
OBSTRN	3.1, 3.2; O 89	
WRECKS	3.1, 3.2; O 89	

Symbol Name:	LC(MARSYS51)	RN: 497
--------------	--------------	---------

Symbol Explanation: boundary between IALA-A and IALA-B systems of lateral buoys and beacons

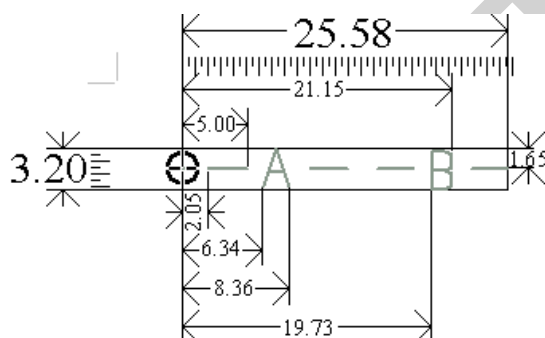
Look up table affected: area symbols with plain boundaries  
area symbols with symbolized boundaries

Pivot Point Column: 0.03

Pivot Point Row: 1.62

Width of Bounding Box: 25.58

Height of Bounding Box: 3.20



Symbol Colours:



CHGRD

Comments:

Line weight 0.3 mm

Examples on ENC:

N/A

References:

S57		INT 1
M_NSYS	Q 130.1	

Symbol Name:	LC(NAVARE51)	RN: 498
--------------	--------------	---------

Symbol Explanation: boundary of a navigation feature such as a fairway, magnetic anomaly, etc.

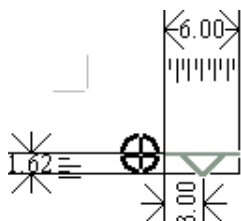
Look up table affected: area symbols with symbolized boundaries

Pivot Point Column: -2.00

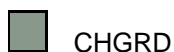
Pivot Point Row: 0.00

Width of Bounding Box: 6.00

Height of Bounding Box: 1.62



Symbol Colours:



CHGRD

Comments:

Line weight 0.3 mm

Examples on ENC:

N/A

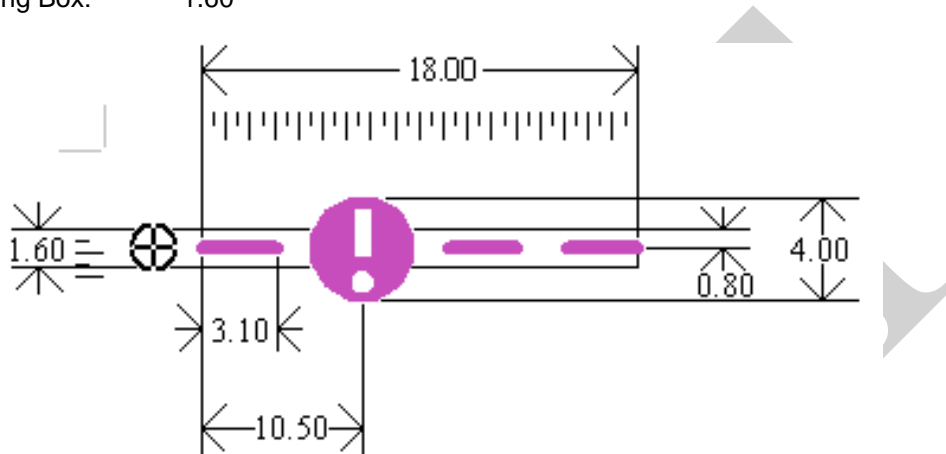
References:

S57		INT 1
FAIRWY	not specified;	
FERYRT	M 50, 51;	
FSHFAC	K 44.1-2, 45;	
HRBARE	N 49;	
LOCMAG	B 82.1-2;	(B 82.1) 
MARCUL	K 47, 48.1 - 2;	
M_NSYS	Q 130-130.6;	
OBSTRN	K 1, 31, 40-43, 46.1-2; L 21, 23; Q 42;	
RECTRC	M 1, 3-4, 5.1, 5.2, 6;	
SNDWAV	J 14;	
SWPARE	I 24;	
WRECKS	K 20-30;	



Symbol Name:	LC(NEWOBJ01)	RN: 588
--------------	--------------	---------

Symbol Explanation: new object  
 Look up table affected: line symbols  
 Pivot Point Column: -2.00  
 Pivot Point Row: 0.00  
 Width of Bounding Box: 20.00  
 Height of Bounding Box: 1.60



Symbol Colours:  CHMGD  
 Comments: Line weight 0.6 mm  
 Examples on ENC: N/A

References:

S57 E3.1.1		INT 1
NEWOBJ	N/A	

Symbol Name:	LC(NONHODAT)	RN: 491
--------------	--------------	---------

Symbol Explanation: boundary of non-HO data

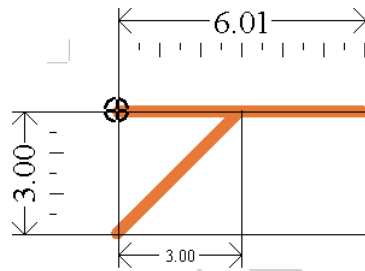
Look up table affected: N/A

Pivot Point Column: -0.01

Pivot Point Row: -0.01

Width of Bounding Box: 6.01

Height of Bounding Box: 3.00



Symbol Colours:



NINFO

Comments:

Line weight 0.3 mm

Examples on ENC:

N/A

References:

S57	INT 1
-----	-------

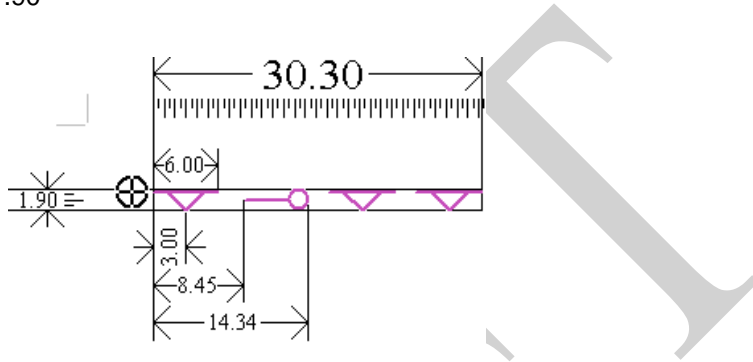
Symbol Name:	LC(PIPARE51)	RN: 499
--------------	--------------	---------

Symbol Explanation: boundary of a submarine pipeline area with potentially dangerous contents

Look up table affected: area symbols with symbolized boundaries

Pivot Point Column: -1.98  
 Pivot Point Row: 0.27

Width of Bounding Box: 30.30  
 Height of Bounding Box: 1.90



Symbol Colours:  CHMGD

Comments: Line weight 0.3 mm; circle diameter 1.9 mm

Examples on ENC: N/A

References:

S57	INT 1
PIPARE	L 40.2, 41.2 (L 40.2)

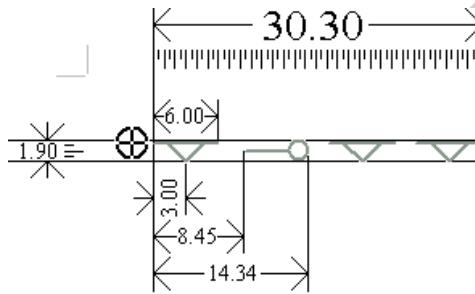
Symbol Name:	LC(PIPARE61)	RN: 500
--------------	--------------	---------

Symbol Explanation: boundary of a submarine pipeline area with generally non-dangerous contents

Look up table affected: area symbols with symbolized boundaries

Pivot Point Column: -1.98  
 Pivot Point Row: 0.27

Width of Bounding Box: 30.30  
 Height of Bounding Box: 1.90



Symbol Colours:  CHGRD

Comments: Line weight 0.3 mm; circle diameter 1.9 mm

Examples on ENC: N/A

References:

S57	INT 1
PIPARE	L 40.2, 41.2; (L 41.2)

Symbol Name:	LC(PIPSOL05)	RN: 501
--------------	--------------	---------

Symbol Explanation: oil, gas pipeline, submerged or on land

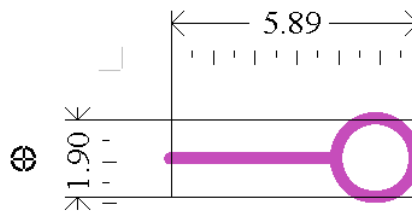
Look up table affected: line symbols

Pivot Point Column: -3.58

Pivot Point Row: 0.95

Width of Bounding Box: 5.89

Height of Bounding Box: 1.90






Symbol Colours:  CHMGD

Comments: Line weight 0.3 mm; circle diameter 1.9 mm

Examples on ENC: N/A

References:

S57	INT 1
PIPSOL	D 29; L 42, 44 (D 29)  (L 42) <i>Buried 1,6m</i>  (L 44) 

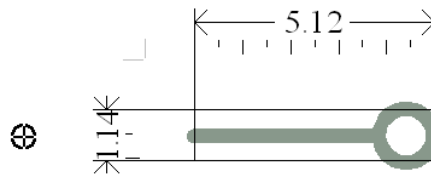
Symbol Name:	LC(PIPSOL06)	RN: 502
--------------	--------------	---------

Symbol Explanation: water pipeline, sewer, etc.

Look up table affected: line symbols

Pivot Point Column: -3.56  
 Pivot Point Row: 0.57

Width of Bounding Box: 5.12  
 Height of Bounding Box: 1.14



Symbol Colours:  CHGRD

Comments: Line weight 0.6 mm; circle diameter 1.14 mm

Examples on ENC: N/A

References:

S57		INT 1
PIPSOL	L 41.1	

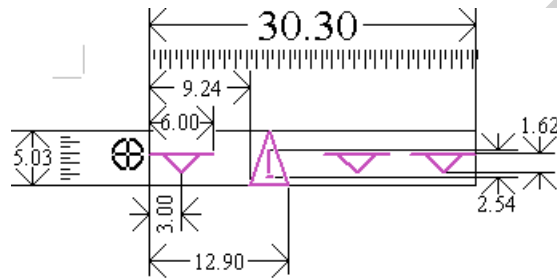
Symbol Name:	LC(PRCARE51)	RN: 504
--------------	--------------	---------

Symbol Explanation: boundary of a precautionary area

Look up table affected: area symbols with symbolized boundaries

Pivot Point Column: -1.98  
Pivot Point Row: 2.17

Width of Bounding Box: 30.30  
Height of Bounding Box: 5.03



Symbol Colours:  CHMGD

Comments: Line weight 0.3 mm

Examples on ENC: N/A

## References:

S57		INT 1
PRCARE	M 16, 24;	

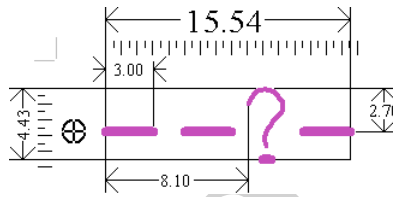
Symbol Name:	LC(QUESMRK1)	RN: 505
--------------	--------------	---------

Symbol Explanation: object which is not sufficiently described to be symbolized, or for which no symbol exists in the symbol library

Look up table affected: line symbols  
area symbols with symbolized boundaries

Pivot Point Column: -2.01  
Pivot Point Row: 2.70

Width of Bounding Box: 15.54  
Height of Bounding Box: 4.43



Symbol Colours:  CHMGD

Comments: Line weight 0.6 mm;  
Question mark symbol dimensions like symbol SY(QUESMRK1)

Examples on ENC: N/A

References:

S57	INT 1
-----	-------



Symbol Name:	LC(RCRDEF11)	RN: 506
--------------	--------------	---------

Symbol Explanation: regulated recommended route centreline, details not defined

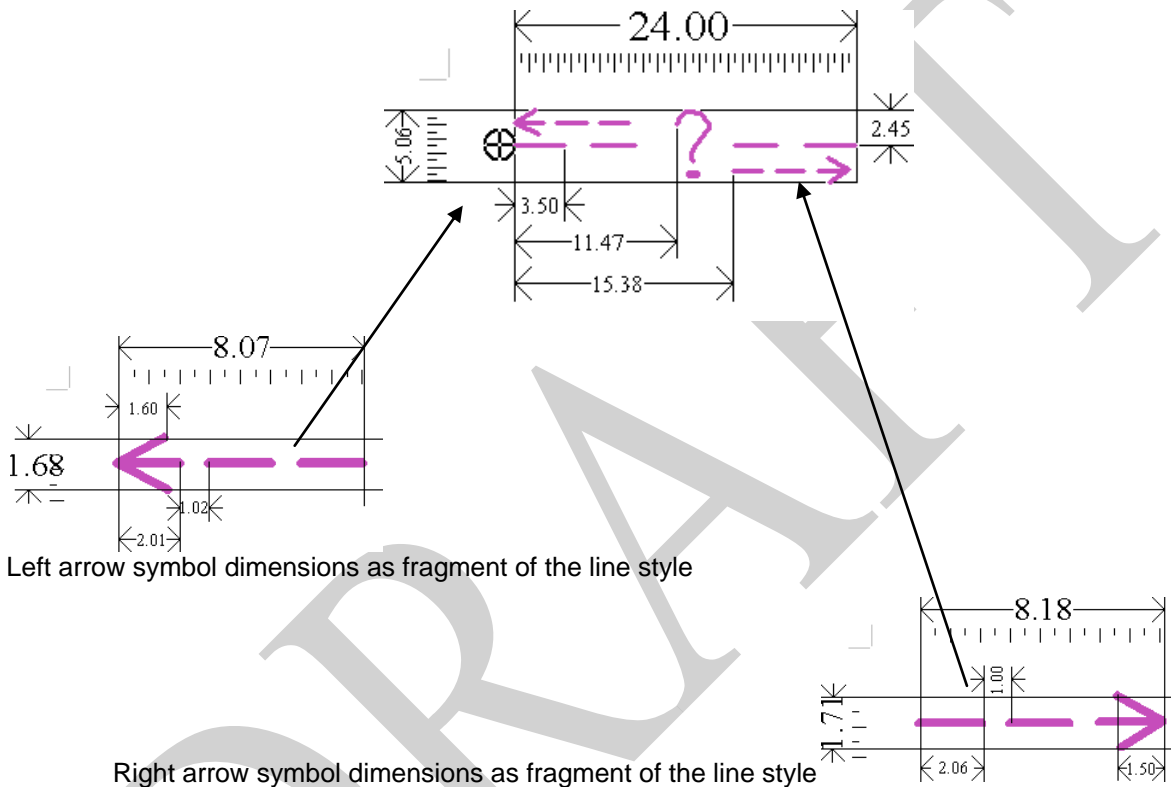
Look up table affected: line symbols

Pivot Point Column: -1.00

Pivot Point Row: 2.45

Width of Bounding Box: 24.00

Height of Bounding Box: 5.06



Left arrow symbol dimensions as fragment of the line style

Right arrow symbol dimensions as fragment of the line style

Symbol Colours:  TRFCD

Comments: Line weight 0.3 mm  
Question mark symbol dimensions like symbol SY(QUESMRK1)

Examples on ENC: N/A

References:

S57	INT 1
RCRTCL	M 28.1

Symbol Name:	LC(RCRTCL11)	RN: 507
--------------	--------------	---------

Symbol Explanation: regulated two-way recommended route centreline, not based on fixed marks

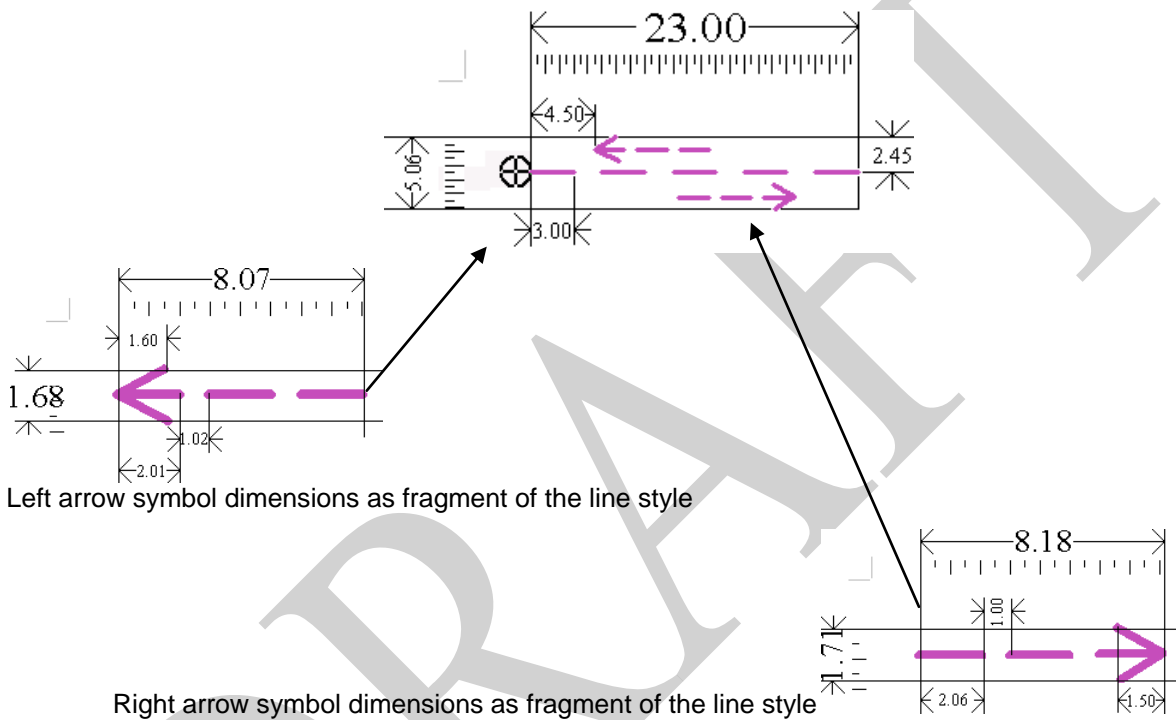
Look up table affected: line symbols

Pivot Point Column: -1.00

Pivot Point Row: 2.45

Width of Bounding Box: 23.00

Height of Bounding Box: 5.06



Left arrow symbol dimensions as fragment of the line style

Right arrow symbol dimensions as fragment of the line style

Symbol Colours:  TRFCD

Comments: Line weight 0.3 mm

Examples on ENC: N/A

References:

S57	INT 1
RCRTCL	M 28.1

Symbol Name:	LC(RCRTCL12)	RN: 508
--------------	--------------	---------

Symbol Explanation: regulated one-way recommended route centreline, not based on fixed marks

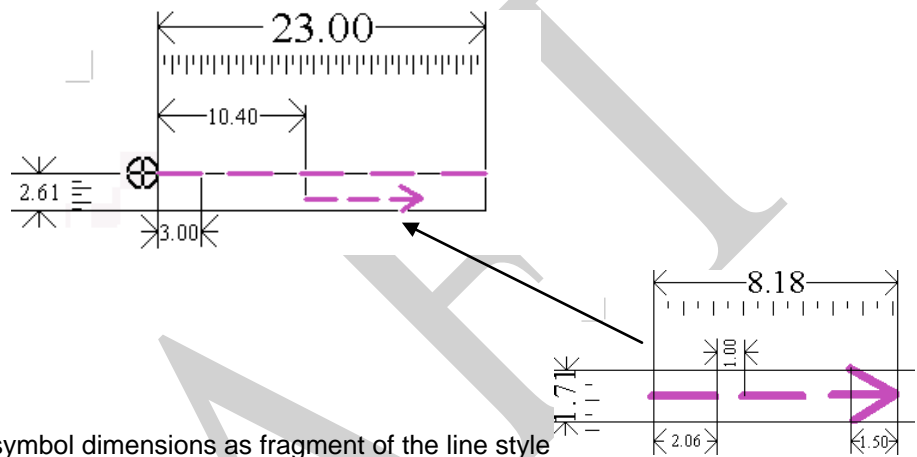
Look up table affected: line symbols

Pivot Point Column: -1.00

Pivot Point Row: 0.00

Width of Bounding Box: 23.00

Height of Bounding Box: 2.61



Symbol Colours:  TRFCD

Comments: Line weight 0.3 mm

Examples on ENC: N/A

References:

S57	INT 1
RCRTCL	M 28.1

Symbol Name:

LC(RCRTCL13)

RN: 509

Symbol Explanation: regulated two-way recommended route centreline, based on fixed-marks

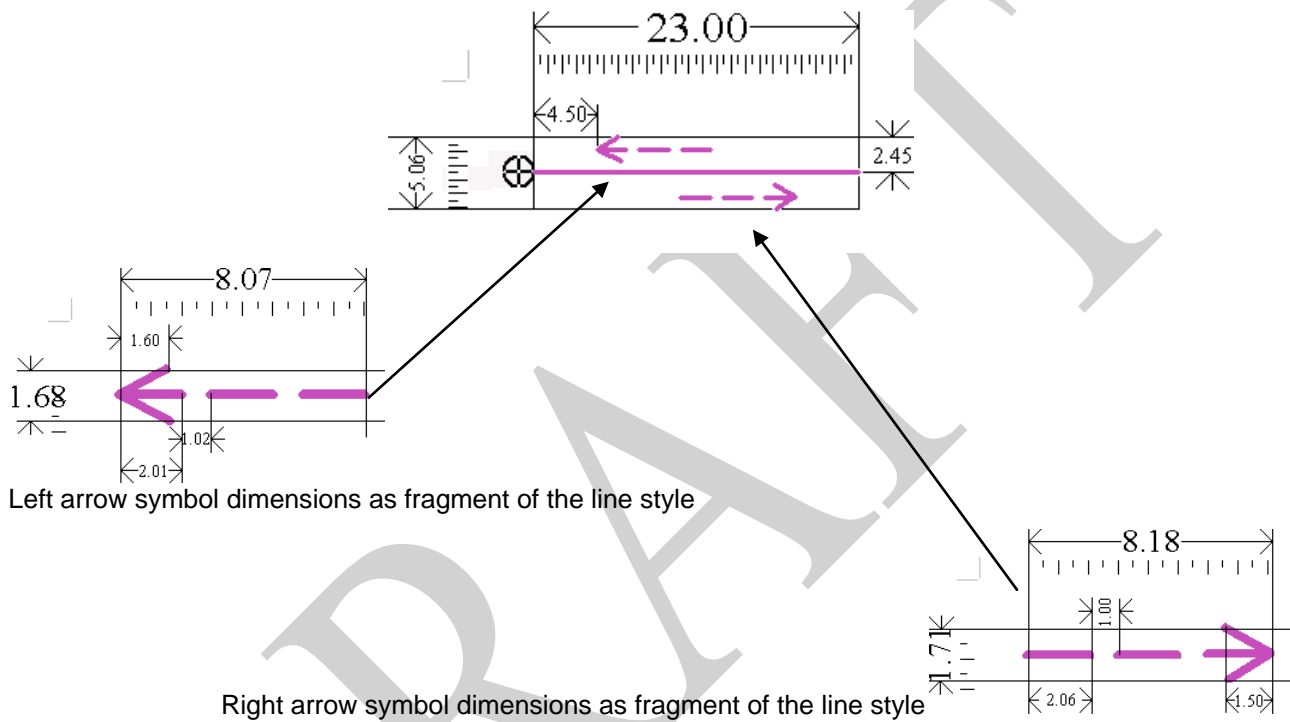
Look up table affected: line symbols

Pivot Point Column: -0.50

Pivot Point Row: 2.45

Width of Bounding Box: 23.00

Height of Bounding Box: 5.06



Symbol Colours:



TRFCD

Comments:

Line weight 0.3 mm

Examples on ENC:

N/A

References:

S57	INT 1
RCRTCL	M 28.1

Symbol Name:	LC(RCRTCL14)	RN: 510
--------------	--------------	---------

Symbol Explanation: regulated one-way recommended route centreline, based on fixed marks

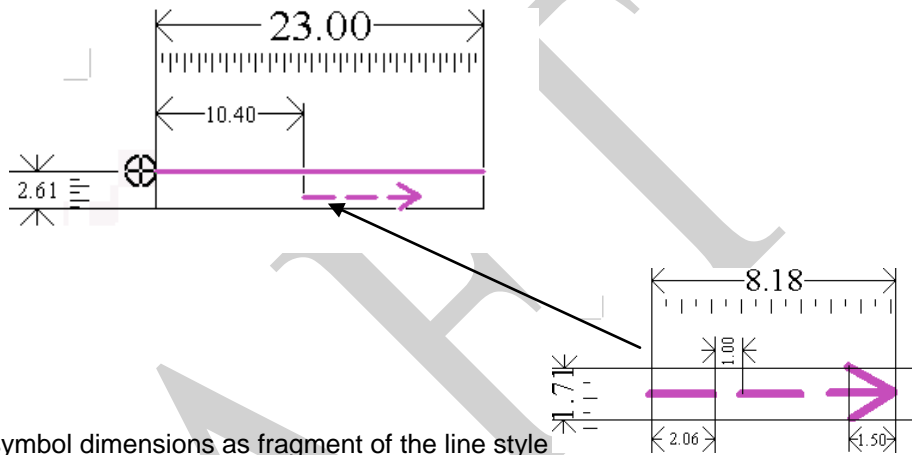
Look up table affected: line symbols

Pivot Point Column: -0.50

Pivot Point Row: 0.00

Width of Bounding Box: 23.00

Height of Bounding Box: 2.61



Right arrow symbol dimensions as fragment of the line style

Symbol Colours:  TRFCD

Comments: Line weight 0.3 mm

Examples on ENC: N/A

References:

S57		INT 1
RCRTCL	M 28.1	

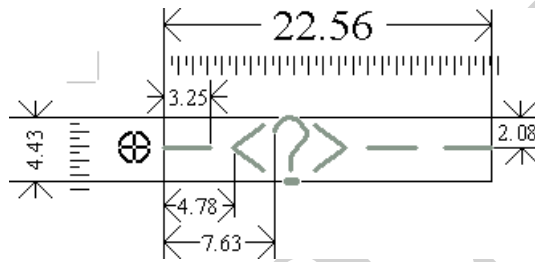
Symbol Name:	LC(RECDEF02)	RN: 511
--------------	--------------	---------

Symbol Explanation: non-regulated recommended track, direction not defined in data

Look up table affected: line symbols

Pivot Point Column: -1.96  
Pivot Point Row: 2.08

Width of Bounding Box: 22.56  
Height of Bounding Box: 4.43



Symbol Colours:  CHGRD

Comments: Line weight 0.3 mm  
Arrow symbol dimensions like used in line symbol LC(DWLDEF01)  
Question mark symbol dimensions like symbol SY(QUESMRK1)

Examples on ENC: N/A

References:

S57		INT 1
RECTRC	M 1, 3-6, 32.2; P 20.1, 20.2, 30.2	(M 5.2) 

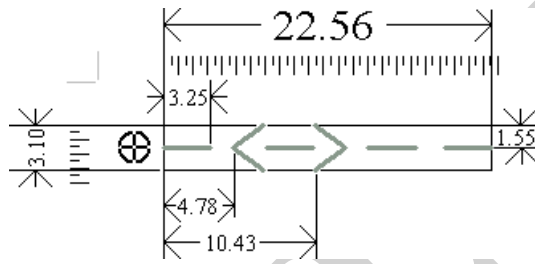
Symbol Name:	LC(RECTRC09)	RN: 512
--------------	--------------	---------

Symbol Explanation: non-regulated recommended two-way track, not based on fixed marks

Look up table affected: line symbols

Pivot Point Column: -1.96  
Pivot Point Row: 1.55

Width of Bounding Box: 22.56  
Height of Bounding Box: 3.10



Symbol Colours:  CHGRD

Comments: Line weight 0.3 mm;  
Arrow symbol dimensions like used in line symbol LC(DWLDEF01)

Examples on ENC: N/A

References:

S57		INT 1
RECTRC	M 1, 3-6, 32.2; P 20.1, 20.2, 30.2	(M 4) 

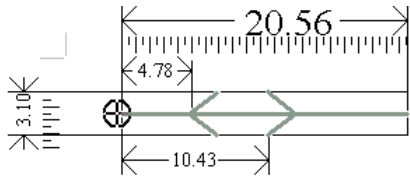
Symbol Name:	LC(RECTRC10)	RN: 153
--------------	--------------	---------

Symbol Explanation: non-regulated recommended two-way track, based on fixed-marks

Look up table affected: line symbols

Pivot Point Column: -0.30  
Pivot Point Row: 1.55

Width of Bounding Box: 20.56  
Height of Bounding Box: 3.10



Symbol Colours:  CHGRD

Comments: Line weight 0.3 mm  
Arrow symbol dimensions like used in line symbol LC(DWLDEF01)

Examples on ENC: N/A

References:

S57		INT 1
RECTRC	M 1, 3-6, 32.2; P 20.1, 20.2, 30.2	(M 3)
		<u>2 Bns <math>\neq</math> 090,5°-270,5°</u>



Symbol Name:	LC(RECTRC11)	RN: 514
--------------	--------------	---------

Symbol Explanation: non-regulated recommended one-way track, not based on fixed marks

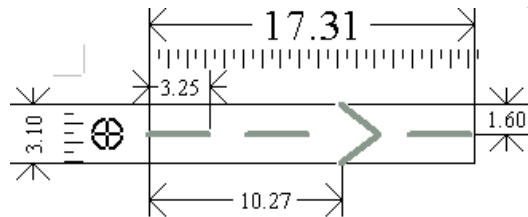
Look up table affected: line symbols

Pivot Point Column: -1.96

Pivot Point Row: 1.60

Width of Bounding Box: 17.31

Height of Bounding Box: 3.10



Symbol Colours:  CHGRD

Comments: Line weight 0.3 mm;  
Arrow symbol dimensions like used in line symbol LC(DWLDEF01)

Examples on ENC: N/A

References:

S57		INT 1
RECTRC	M 1, 3-6, 32.2; P 20.1, 20.2, 30.2	(M 5.1) ---<-----<---

Symbol Name:	LC(RECTRC12)	RN: 515
--------------	--------------	---------

Symbol Explanation: non-regulated recommended one-way track, based on fixed marks

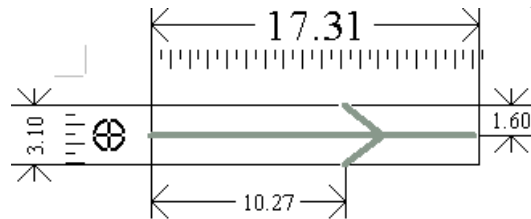
Look up table affected: line symbols

Pivot Point Column: -0.34


Pivot Point Row: 1.60

Width of Bounding Box: 17.31

Height of Bounding Box: 3.10



Symbol Colours:



Comments:

Line weight 0.3 mm;  
Arrow symbol dimensions like used in line symbol LC(DWLDEF01)

Examples on ENC:

N/A

References:

S57		INT 1
RECTRC	M 1, 3-6, 32.2; P 20.1, 20.2, 30.2	(M 5.1) *---* ←

Symbol Name:

LC(RESARE51)

RN: 516

Symbol Explanation: boundary of a restricted area

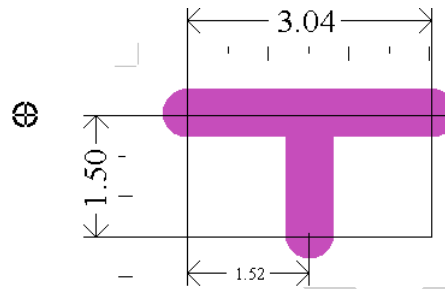
Look up table affected: area symbols with symbolized boundaries

Pivot Point Column: -2.01

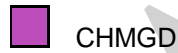
Pivot Point Row: -0.02

Width of Bounding Box: 3.04

Height of Bounding Box: 1.50



Symbol Colours:



CHMGD

Comments:

Line weight 0.3 mm

Examples on ENC:

N/A

References:

S57		INT 1
ISTZNE	M 14, 25.1, 25.2	(M 14)

Symbol Name:	LC(SCLBDY51)	RN: 517
--------------	--------------	---------

Symbol Explanation: chart scale boundary, the double line indicates the larger scale

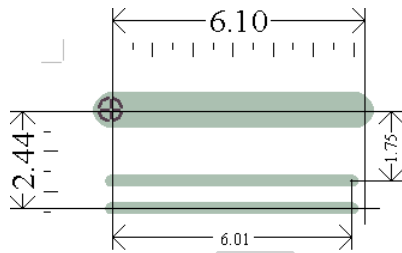
Look up table affected: N/A

Pivot Point Column: -0.01

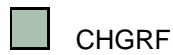
Pivot Point Row: 0.01

Width of Bounding Box: 6.10

Height of Bounding Box: 2.44



Symbol Colours:



Comments: Line weights 0.9 and 0.3 mm

Examples on ENC: N/A

References:

S57	INT 1
-----	-------

Symbol Name:	LC(TIDINF51)	RN: 518
--------------	--------------	---------

Symbol Explanation: boundary of an area for which there is tidal information

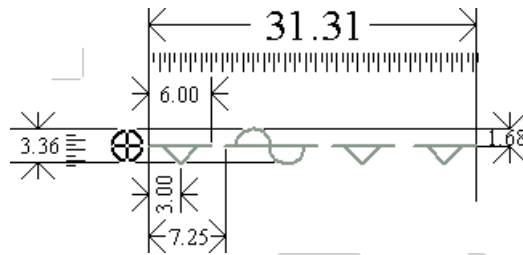
Look up table affected: area symbols with symbolized boundaries

Pivot Point Column: -1.98

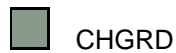
Pivot Point Row: 0.00

Width of Bounding Box: 31.31

Height of Bounding Box: 0.00



Symbol Colours:



Comments:

Line weight 0.3 mm; semicircle diameter 3.36 mm  
Tidal information symbol dimensions like symbol SY(TIDEHT01)

Examples on ENC:

N/A

References:

S57		INT 1
TS_FEB	H 40-41	
TS_PAD	H 31	
TS_PNH	Not specified	
TS_PRH	Not specified	
TS_TIS	Not specified	
T_HMON	Not specified	
T_NHMN	Not specified	
T_TIMS	Not specified	

Page intentionally left blank

DRAFT

### 3. Area Pattern

DRAFT

Page intentionally left blank

DRAFT



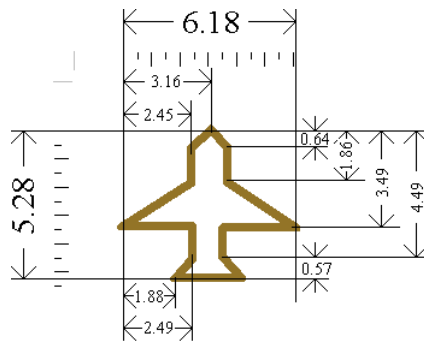
Symbol Name:	AP(AIRARE02)	RN: 444
--------------	--------------	---------

Symbol Explanation: pattern of symbols for an airport area

Look up table affected: area symbols with plain boundaries  
area symbols with symbolized boundaries

Pivot Point Column: 18.24  
Pivot Point Row: 18.04

Width of Bounding Box: 6.18  
Height of Bounding Box: 5.28



Symbol Colours:  LANDF

Pattern Type: Staggered  
Pattern Spacing: Constant

Minimum Distance: 20.00  
Maximum Distance: 20.00

Comments: Line weight 0.3 mm

Examples on ENC: N/A

References:

S57	INT 1	
AIRARE	D 17	

Symbol Name:	AP(DIAMOND1)	RN: 445
--------------	--------------	---------

Symbol Explanation: area of depth less than the safety contour

Look up table affected: N/A

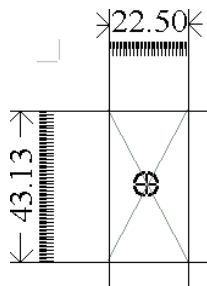
Called by CSP etc.: CSP SEABED01

Pivot Point Column: 11.25

Pivot Point Row: 21.57

Width of Bounding Box: 22.50

Height of Bounding Box: 43.13



Symbol Colours:  DEPCN

Pattern Type: Linear  
 Pattern Spacing: Constant

Minimum Distance: 0.00  
 Maximum Distance: 0.00

Comments: Line weight 0.3 mm;  
 See PresLib section 8.5.7

Examples on ENC: N/A

References:

S57	INT 1
-----	-------

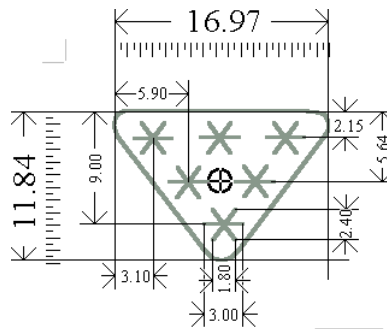
Symbol Name:	AP(DQUALA11)	RN: 446
--------------	--------------	---------

Symbol Explanation: pattern of symbols for a chart of 5m accuracy with full seafloor coverage

Look up table affected: area symbols with plain boundaries  
area symbols with symbolized boundaries

Pivot Point Column: 8.53  
Pivot Point Row: 5.61

Width of Bounding Box: 16.97  
Height of Bounding Box: 11.84



Symbol Colours:  CHGRD

Pattern Type: Staggered  
Pattern Spacing: Constant

Minimum Distance: 14.00  
Maximum Distance: 14.00

Comments: Line weight 0.3 mm; corner radii 1.2 mm

Examples on ENC: N/A

References:

S57		INT 1
M_QUAL	Not specified	

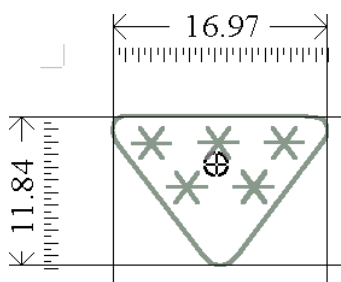
Symbol Name:	AP(DQUALA21)	RN: 447
--------------	--------------	---------

Symbol Explanation: pattern of symbols for a chart with 20m accuracy with full seafloor coverage

Look up table affected: area symbols with plain boundaries  
area symbols with symbolized boundaries

Pivot Point Column: 8.31  
Pivot Point Row: 3.91

Width of Bounding Box: 16.97  
Height of Bounding Box: 11.84



Symbol Colours:  CHGRD

Pattern Type: Staggered  
Pattern Spacing: Constant

Minimum Distance: 14.00  
Maximum Distance: 14.00

Comments: Line weight 0.3 mm; corner radii 1.2 mm  
Further symbol dimensions like AP(DQUALA11)

Examples on ENC: N/A

References:

S57	INT 1
M_QUAL	Not specified

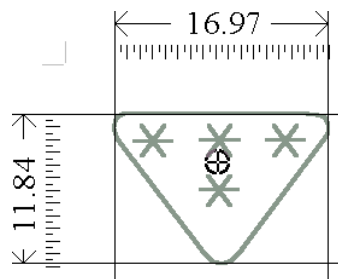
Symbol Name:	AP(DQUALB01)	RN: 448
--------------	--------------	---------

Symbol Explanation: pattern of symbols for a chart with 50m accuracy from standard survey based on lines of continuous soundings

Look up table affected: area symbols with plain boundaries  
area symbols with symbolized boundaries

Pivot Point Column: 8.31  
Pivot Point Row: 3.91

Width of Bounding Box: 16.97  
Height of Bounding Box: 11.84



Symbol Colours:  CHGRD

Pattern Type: Staggered  
Pattern Spacing: Constant

Minimum Distance: 14.00  
Maximum Distance: 14.00

Comments: Line weight 0.3 mm; corner radii 1.2 mm  
Further symbol dimensions like AP(DQUALA11)

Examples on ENC: N/A

References:

S57		INT 1
M_QUAL	Not specified	

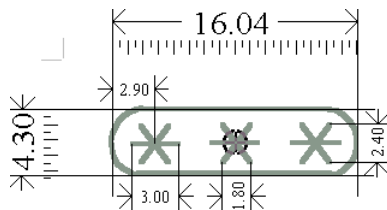
Symbol Name:	AP(DQUALC01)	RN: 449
--------------	--------------	---------

Symbol Explanation: pattern of symbols for a low accuracy or incomplete chart

Look up table affected: area symbols with plain boundaries  
area symbols with symbolized boundaries

Pivot Point Column: 8.16  
Pivot Point Row: 2.25

Width of Bounding Box: 16.04  
Height of Bounding Box: 4.30



Symbol Colours:  CHGRD

Pattern Type: Staggered  
Pattern Spacing: Constant

Minimum Distance: 16.00  
Maximum Distance: 16.00

Comments: Line weight 0.3 mm

Examples on ENC: N/A

References:

S57		INT 1
M_QUAL	Not specified	

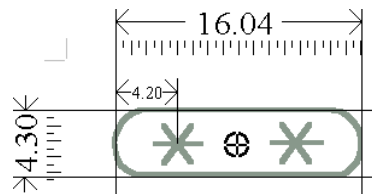
Symbol Name:	AP(DQUALD01)	RN: 450
--------------	--------------	---------

Symbol Explanation: pattern of symbols for an unreliable chart

Look up table affected: area symbols with plain boundaries  
area symbols with symbolized boundaries

Pivot Point Column: 8.02  
Pivot Point Row: 2.35

Width of Bounding Box: 16.04  
Height of Bounding Box: 4.30



Symbol Colours:  CHGRD

Pattern Type: Staggered  
Pattern Spacing: Constant

Minimum Distance: 16.00  
Maximum Distance: 16.00

Comments: Line weight 0.3 mm  
Further symbol dimensions like AP(DQUALC01)

Examples on ENC: N/A

References:

S57		INT 1
M_QUAL	Not specified	

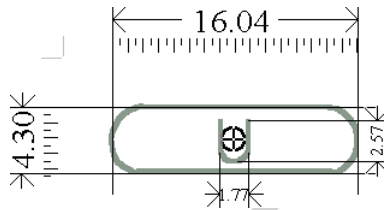
Symbol Name:	AP(DQUALU01)	RN: 451
--------------	--------------	---------

Symbol Explanation: pattern of symbols for a chart with quality not assessed

Look up table affected: area symbols with plain boundaries  
area symbols with symbolized boundaries

Pivot Point Column: 8.03  
Pivot Point Row: 2.18

Width of Bounding Box: 16.04  
Height of Bounding Box: 4.30



Symbol Colours:  CHGRD

Pattern Type: Staggered  
Pattern Spacing: Constant

Minimum Distance: 16.00  
Maximum Distance: 16.00

Comments: Line weight 0.3 mm

Examples on ENC: N/A

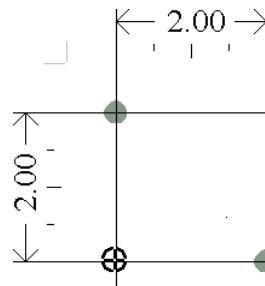
References:

S57		INT 1
M_QUAL	Not specified	



Symbol Name:	AP(DRGARE01)	RN: 452
--------------	--------------	---------

Symbol Explanation: dredged area  
 Look up table affected: N/A  
 Called by CSP etc.: CSP DEPARE03  
 Pivot Point Column: 0.00  
 Pivot Point Row: 2.00  
 Width of Bounding Box: 2.00  
 Height of Bounding Box: 2.00



Symbol Colours:  CHGRD

Pattern Type: Linear  
 Pattern Spacing: Constant

Minimum Distance: 1.50  
 Maximum Distance: 1.50

Comments: Point diameter 0.3 mm;  
 In order to avoid clutter which make other information difficult to read, the dot of this pattern should not be larger than 0.3 mm.

Examples on ENC: N/A

References:

S57		INT 1
DRGARE	I 20-23	(I 21) 7,0m

Symbol Name:	AP(FOULAR01)	RN: 453
--------------	--------------	---------

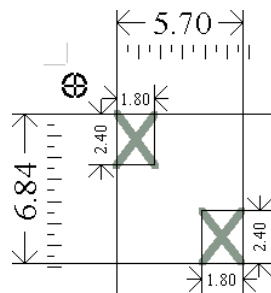
Symbol Explanation: foul area, not safe for navigation


Look up table affected: area symbols with plain boundaries  
area symbols with symbolized boundaries

Called by CSP etc.: CSP OBSTRN07 Continuation C

Pivot Point Column: -1.83  
Pivot Point Row: -1.22

Width of Bounding Box: 5.70  
Height of Bounding Box: 6.84



Symbol Colours:  CHGRD




Pattern Type: Linear  
Pattern Spacing: Constant

Minimum Distance: 1.50  
Maximum Distance: 1.50

Comments: Line weight 0.3 mm

Examples on ENC: N/A

References:

S57	INT 1
OBSTRN	K 1, 31, 40-42, 43.1, 46.1, 46.2 (K 31) #  (K 40)  <i>Obstrn</i> 

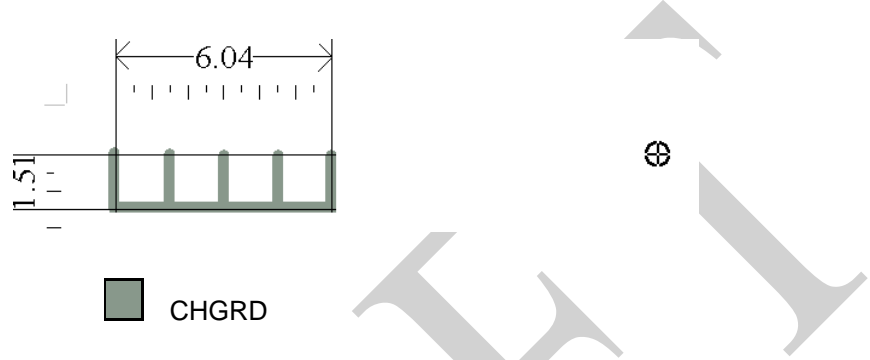
Symbol Name:	AP(FSHFAC03)	RN: 454
--------------	--------------	---------

Symbol Explanation: pattern of symbols for an area with fishing stakes

Look up table affected: area symbols with plain boundaries

Pivot Point Column: 15.08  
Pivot Point Row: -0.05

Width of Bounding Box: 6.04  
Height of Bounding Box: 1.51



Symbol Colours:  CHGRD

Pattern Type: Staggered  
Pattern Spacing: Constant

Minimum Distance: 20.00  
Maximum Distance: 20.00

Comments: Line weight 0.3 mm

Examples on ENC: N/A

References:

S57		INT 1
FSHFAC	K 44.1	(K 44.1)

Symbol Name:	AP(FSHFAC04)	RN: 455
--------------	--------------	---------

Symbol Explanation: pattern of symbols for an area with fish traps, fish weirs, tunny nets

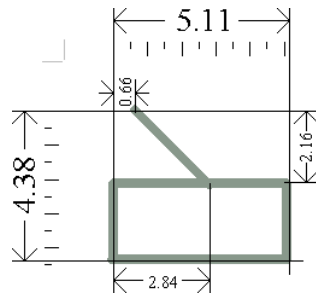
Look up table affected: area symbols with plain boundaries

Pivot Point Column: 12.61

Pivot Point Row: -2.27

Width of Bounding Box: 5.11

Height of Bounding Box: 4.38



Symbol Colours:  CHGRD

Pattern Type: Staggered  
 Pattern Spacing: Constant


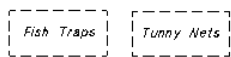
Minimum Distance: 20.00

Maximum Distance: 20.00

Comments: Line weight 0.3 mm

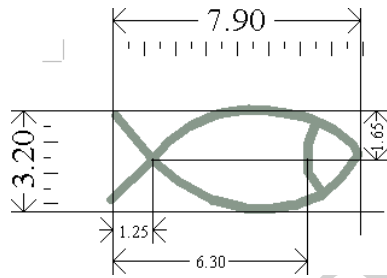
Examples on ENC: N/A

References:

S57	INT 1
FSHFAC	K 44.2, 45; (K 44.2)  (K 45) 

Symbol Name:	AP(FSHHAV02)	RN: 456
--------------	--------------	---------

Symbol Explanation: pattern of symbols for a fish haven  
 Look up table affected: area symbols with plain boundaries  
 Pivot Point Column: 14.90  
 Pivot Point Row: 1.35  
 Width of Bounding Box: 7.90  
 Height of Bounding Box: 3.20



Symbol Colours:  CHGRD

Pattern Type: Staggered  
 Pattern Spacing: Constant

Minimum Distance: 20.00  
 Maximum Distance: 20.00

Comments: Line weight 0.3 mm

Examples on ENC: N/A

References:

S57		INT 1
FSHFAC	Not specified	

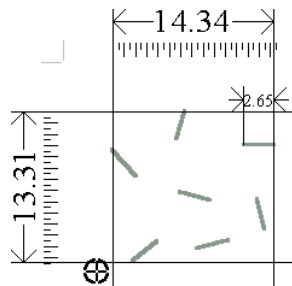
Symbol Name:	AP(ICEARE04)	RN: 457
--------------	--------------	---------

Symbol Explanation: continuous pattern for an ice area (glacier, etc.)

Look up table affected: area symbols with plain boundaries  
area symbols with symbolized boundaries

Pivot Point Column: -1.31  
Pivot Point Row: 14.35

Width of Bounding Box: 14.34  
Height of Bounding Box: 13.31



Symbol Colours:  CHGRD


Pattern Type: Linear  
Pattern Spacing: Constant

Minimum Distance: 0.00  
Maximum Distance: 0.00

Comments: Line weight 0.3 mm  
seven short lines in given bounding box should cause uniform pattern on covered object

Examples on ENC: N/A

References:

S57	INT 1
ICEARE	C 25; N 60.1, 60.2 (C 25) 

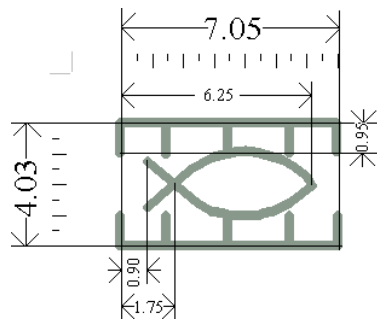
Symbol Name:	AP(MARCUL02)	RN: 458
--------------	--------------	---------

Symbol Explanation: pattern of symbols for a marine farm

Look up table affected: area symbols with plain boundaries  
area symbols with symbolized boundaries

Pivot Point Column: 19.93  
Pivot Point Row: -1.99

Width of Bounding Box: 7.05  
Height of Bounding Box: 4.03



Symbol Colours:  CHGRD

Pattern Type: Staggered  
Pattern Spacing: Constant

Minimum Distance: 20.00  
Maximum Distance: 20.00

Comments: Line weight 0.3 mm

Examples on ENC: N/A

References:

S57	INT 1
MARCUL	K 47, 48.1, 48.2 (K 47) <i>Shellfish Beds</i> <i>(see Note)</i> (K 48.1) <i>(see Note)</i> (K 48.2)

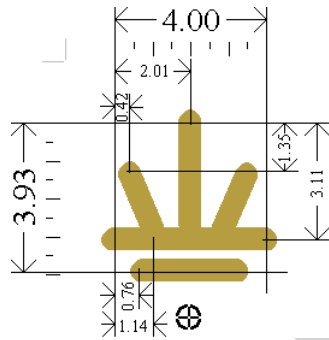
Symbol Name:	AP(MARSHES1)	RN: 459
--------------	--------------	---------

Symbol Explanation: pattern of symbols for a marsh

Look up table affected: area symbols with plain boundaries  
area symbols with symbolized boundaries

Pivot Point Column: 2.00  
Pivot Point Row: 5.17

Width of Bounding Box: 4.00  
Height of Bounding Box: 3.93



Symbol Colours:  CHBRN

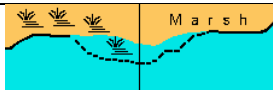
Pattern Type: Staggered  
Pattern Spacing: Constant

Minimum Distance: 15.00  
Maximum Distance: 15.00

Comments: Line weight 0.6 mm

Examples on ENC: N/A

References:

S57		INT 1	
LNDGRN	C 33		Marsh



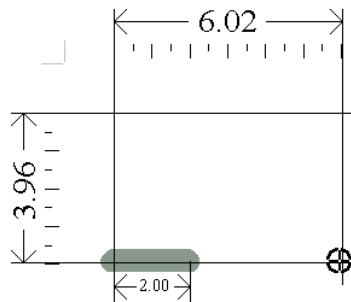
Symbol Name:	AP(NODATA03)	RN: 460
--------------	--------------	---------

Symbol Explanation: area of no chart data

Look up table affected: area symbols with plain boundaries  
area symbols with symbolized boundaries

Pivot Point Column: 6.00  
Pivot Point Row: 3.95

Width of Bounding Box: 6.02  
Height of Bounding Box: 3.96



Symbol Colours:  CHGRD

Pattern Type: Staggered  
Pattern Spacing: Constant

Minimum Distance: 1.00  
Maximum Distance: 1.00

Comments: Line weight 0.6 mm

Examples on ENC: N/A

References:

S57	INT 1	
M_QUAL	Not specified	
UNSARE	I 25	

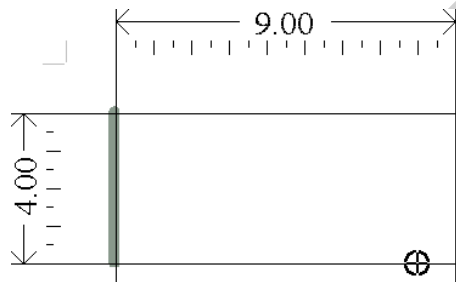
Symbol Name:	AP(OVERSC01)	RN: 461
--------------	--------------	---------

Symbol Explanation: over scale part of a display containing data from more than one navigation purpose

Look up table affected: area symbols with plain boundaries  
area symbols with symbolized boundaries

Pivot Point Column: 8.00  
Pivot Point Row: 4.00

Width of Bounding Box: 9.00  
Height of Bounding Box: 4.00



Symbol Colours:  CHGRD

Pattern Type: Linear  
Pattern Spacing: Constant

Minimum Distance: 0.00  
Maximum Distance: 0.00

Comments: Line weight 0.3 mm

Examples on ENC: N/A

References:

S57		INT 1
M_CSCL	Not specified	

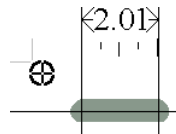
Symbol Name:	AP(PRTSUR01)	RN: 462
--------------	--------------	---------

Symbol Explanation: incompletely surveyed area

Look up table affected: area symbols with plain boundaries  
area symbols with symbolized boundaries

Pivot Point Column: -1.01  
Pivot Point Row: -1.01

Width of Bounding Box: 2.01  
Height of Bounding Box: 0.00



Symbol Colours:  CHGRD

Pattern Type: Staggered  
Pattern Spacing: Constant

Minimum Distance: 10.00  
Maximum Distance: 10.00

Comments: Line weight 0.6 mm

Examples on ENC: N/A

References:

S57		INT 1
DEPARE	Not specified	

Symbol Name:	AP(QUESMRK1)	RN: 463
--------------	--------------	---------

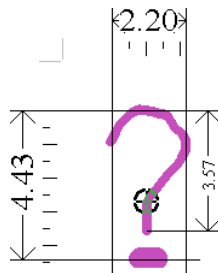
Symbol Explanation: pattern of symbols for an area which is not sufficiently described to be symbolized, or for which no symbol exists in the symbol library

Look up table affected: default pattern for first line of earlier area symbols

Called by CSP etc.: CSP TOPMAR01

Pivot Point Column: 1.08  
Pivot Point Row: 2.74

Width of Bounding Box: 2.20  
Height of Bounding Box: 4.43



Symbol Colours:  CHMGD

Pattern Type: Staggered  
Pattern Spacing: Constant

Minimum Distance: 20.00  
Maximum Distance: 20.00

Comments: Line weight (question mark) 0.3 mm;  
Line weight (question mark dot) 0.6 mm

Examples on ENC: N/A

References:	S57	INT 1
-------------	-----	-------

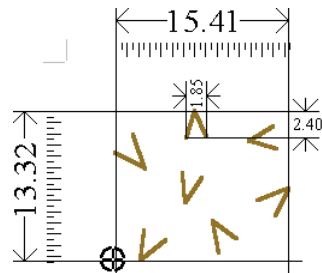
Symbol Name:	AP(RCKLDG01)	RN: 464
--------------	--------------	---------

Symbol Explanation: rock or coral drying ledges

Look up table affected: area symbols with plain boundaries  
area symbols with symbolized boundaries

Pivot Point Column: -0.06  
Pivot Point Row: 13.38

Width of Bounding Box: 15.41  
Height of Bounding Box: 13.32



Symbol Colours:  LANDF


Pattern Type: Linear  
Pattern Spacing: Constant

Minimum Distance: 0.00  
Maximum Distance: 0.00

Comments: Line weight 0.3 mm  
The seven "v" symbols in the box illustrated should form a continuous uniform pattern over the area of the object being symbolized.

Examples on ENC: N/A

References:

S57		INT 1
SBDARE	J 9, 10, 21, 22, 38	(J 22)
		

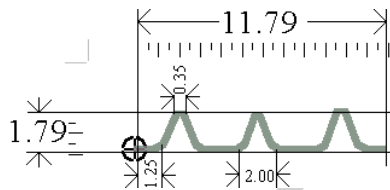
Symbol Name:	AP(SNDWAV01)	RN: 465
--------------	--------------	---------

Symbol Explanation: pattern of symbols for sand waves

Look up table affected: area symbols with plain boundaries  
area symbols with symbolized boundaries

Pivot Point Column: -0.08  
Pivot Point Row: 1.83

Width of Bounding Box: 11.79  
Height of Bounding Box: 1.79



Symbol Colours:  CHGRD

Pattern Type: Staggered  
Pattern Spacing: Constant

Minimum Distance: 20.00  
Maximum Distance: 20.00

Comments: Line weight 0.3 mm

Examples on ENC: N/A

References:

S57	INT 1	
SNDWAV	J 14	

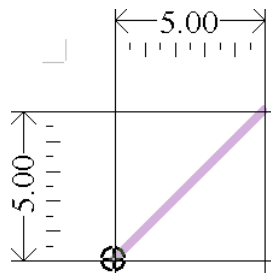
Symbol Name:	AP(TSSJCT02)	RN: 466
--------------	--------------	---------

Symbol Explanation: precautionary area or a traffic separation scheme crossing or roundabout

Look up table affected: area symbols with plain boundaries  
area symbols with symbolized boundaries

Pivot Point Column: 0.00  
Pivot Point Row: 5.00

Width of Bounding Box: 5.00  
Height of Bounding Box: 5.00



Symbol Colours:  TRFCF

Pattern Type: Linear  
Pattern Spacing: Constant

Minimum Distance: 0.00  
Maximum Distance: 0.00

Comments: Line weight 0.3 mm

Examples on ENC: N/A

References:

S57		INT 1	
PRCARE	M 16, 24	(M 16)	<i>Precautionary Area</i>
TSSCRS	M 23		
TSSLPT	M 10		
TSSRON	M 21		

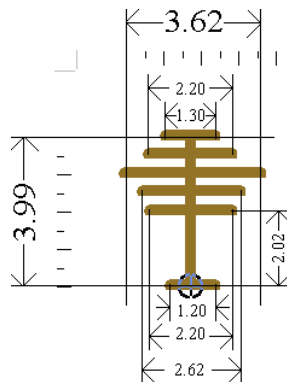
Symbol Name:	AP(VEGATN03)	RN: 467
--------------	--------------	---------

Symbol Explanation: pattern of symbols for wooded areas

Look up table affected: area symbols with plain boundaries  
area symbols with symbolized boundaries

Pivot Point Column: 1.75  
Pivot Point Row: 3.98

Width of Bounding Box: 3.62  
Height of Bounding Box: 3.99



Symbol Colours:  LANDF

Pattern Type: Staggered  
Pattern Spacing: Constant

Minimum Distance: 10.00  
Maximum Distance: 10.00

Comments: Line weight 0.3 mm

Examples on ENC: N/A

References:

S57	INT 1	
VEGATN	C 14, 30, 31.1-31.8; G 37-39	<p>(C 30)</p> <p>Wooded</p> <p>(C 31.4)</p>



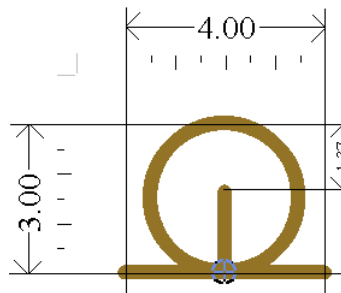
Symbol Name:	AP(VEGATN04)	RN: 468
--------------	--------------	---------


Symbol Explanation: pattern of symbols for mangroves

Look up table affected: area symbols with plain boundaries  
area symbols with symbolized boundaries

Pivot Point Column: 2.00  
Pivot Point Row: 3.00

Width of Bounding Box: 4.00  
Height of Bounding Box: 3.00



Symbol Colours:  LANDF

Pattern Type: Staggered  
Pattern Spacing: Constant

Minimum Distance: 10.00  
Maximum Distance: 10.00

Comments: Line weight 0.3 mm

Examples on ENC: N/A

References:

S57		INT 1	
VEGATN	C 32		

Page intentionally left blank

DRAFT