

**11TH WEND COMMITTEE MEETING
Tokyo, 2-5 September 2008**

Paper for Consideration by WEND

ENC Coverage Status

Submitted by:	IHB
Executive Summary:	This report summarizes the status of global ENC coverage that was presented to the IMO in July 2008.
Related Documents:	IMO paper NAV54-14-5 - <i>Evaluation of ENC Availability</i>

Introduction / Background

1. The IHB maintains a database describing the current and forecast availability of ENCs. The content of the database depends upon input from RENCs and other ENC distributors; together with production plans from States, where these are declared. The information is used to provide status reports on ENC availability. In addition, the WEND TG instigated an analysis in early 2008 that compared available ENC coverage with corresponding paper chart coverage for the world's top 800 ports and the routes between them.

Analysis/Discussion

2. Based on information available to the IHB, the following figures and information were presented to IMO at NAV54 in July 2008 as indicating the present and likely future status of ENC coverage.

3. **Coverage – June 2008.** An assessment of available ENC coverage for June 2008 based on the analysis undertaken by the WEND TG is as follows:

Chart Scale	% ENC Coverage compared to corresponding paper chart coverage for top 800 ports and routes between them
Small Scale (planning)	94 %
Medium Scale (coastal approach)	68 %
Large Scale (ports)	65 %

4. The figures above are based on the major international trade routes. While many other areas of the world are already covered by ENCs, there is still a significant amount of production required. The progress of this production must be closely monitored by the IHO so that it can report to IMO.

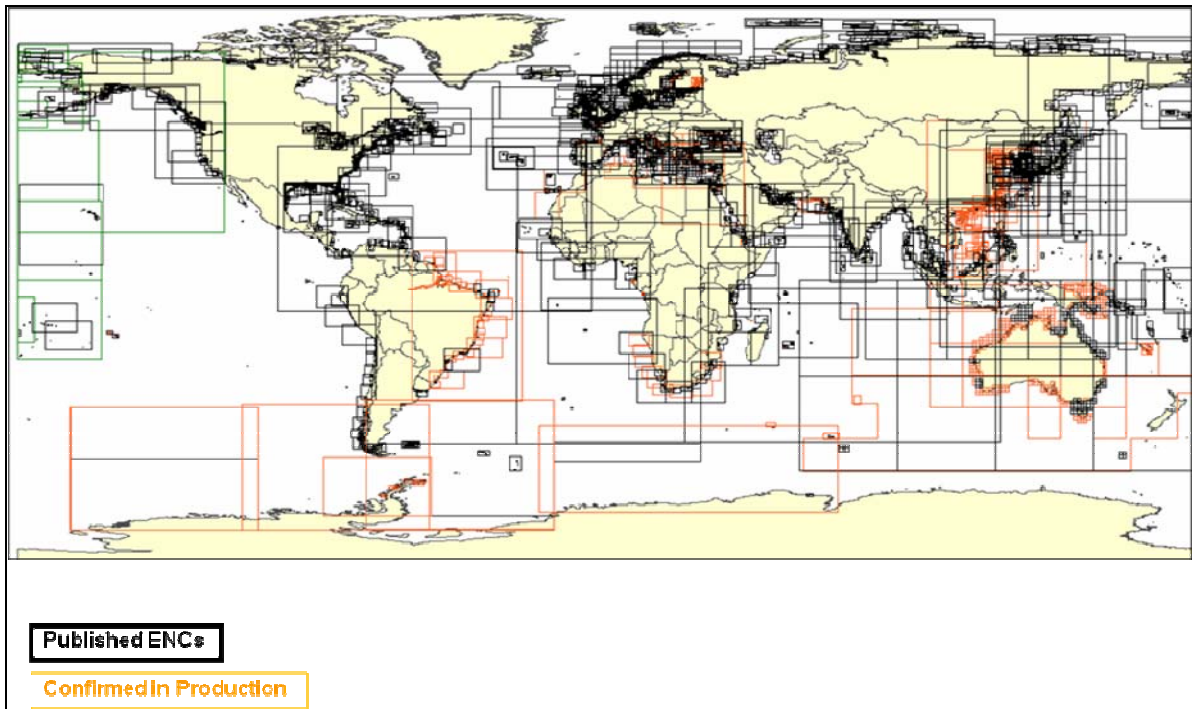


Figure 1 – Available ENC Coverage 2008-2010

Predicted coverage 2010

5. Rate of Production From information received from the RENCs and other ENC distributors, it can be seen that ENC availability is steadily increasing. In June 2008 at least 8400 ENC cells were commercially available.

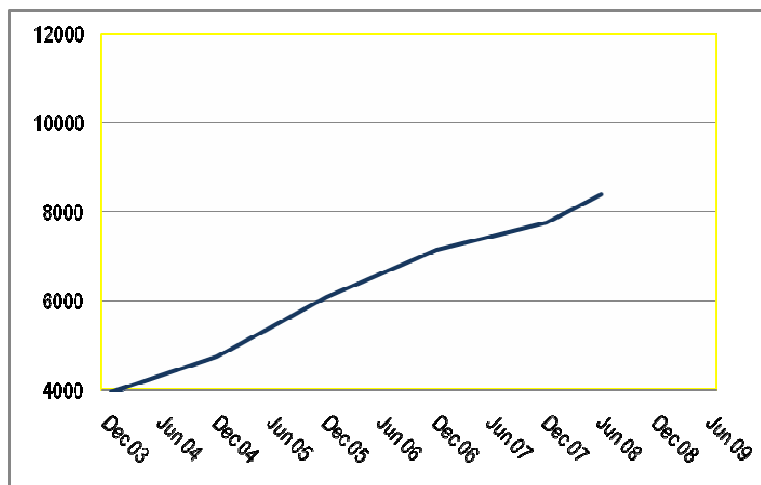


Figure 2 – ENC Availability

6. Predicted Coverage 2010 From information received from ENC Producer States, the IHB has deduced that all major international ports and international routes to coastal States will be covered by ENCs that are at least comparable with existing paper chart coverage for those areas. Producer States have informed IHB that this will be achieved by a combination of in-country production, together with bilateral cooperation and production on other States' behalf.

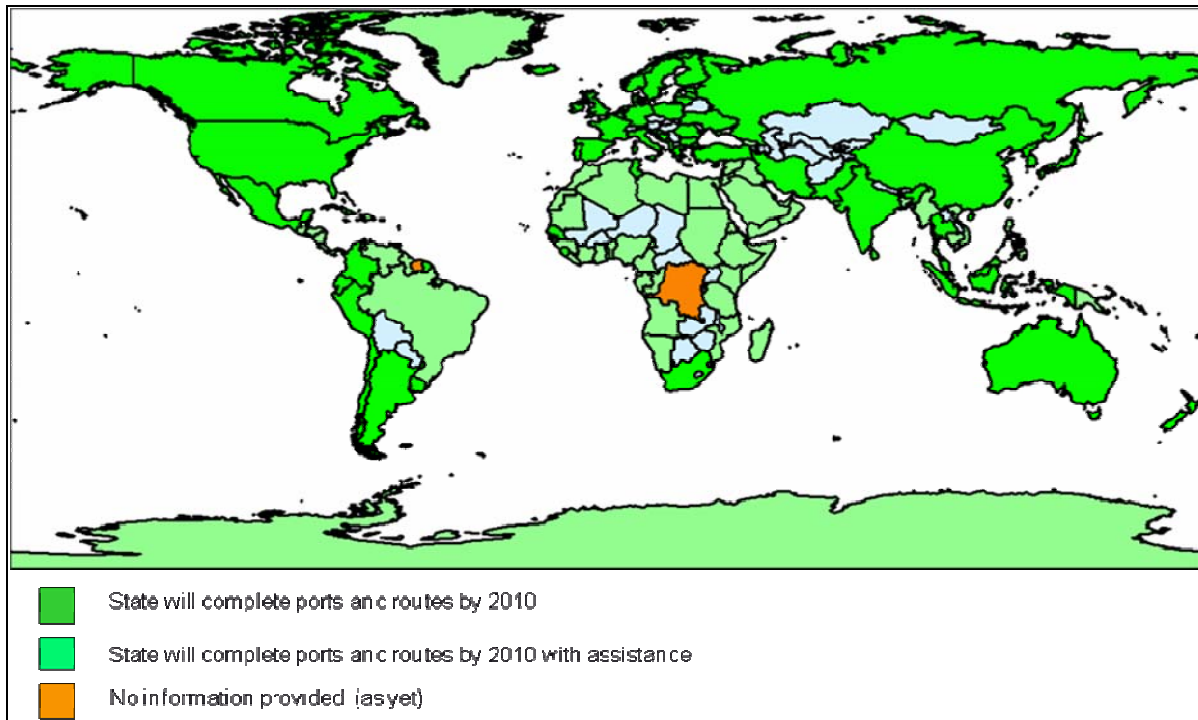


Figure 3 – Estimated Coverage – end of 2010

Conclusions

7. From information available to the IHB:
- ENC rates of production are generally good, but there is much left to do, and
 - States have indicated that all major trading routes will be covered by ENCs by the end of 2010; however
 - the growing availability of ENCs must be monitored and report to IMO,
 - there are a significant number of areas where data is overlapping and sometimes conflicting,
 - not all ENCs are being updated as regularly as their corresponding paper charts, and
 - achieving adequate coverage of all international trade routes and ports by 2010 relies heavily of bilateral and co-production programs.

Action Required of WEND

8. The WEND Committee is invited to:
- Note** this report and take any necessary action.